


## The City of Anderson Police Department

### Mission Statement

The mission of the City of Anderson Police Department is to serve the public, protect the innocent, and enforce city, state, and federal statutes within the city limits of Anderson, South Carolina. This is accomplished through a comprehensive Total Quality Management process which emphasizes a team approach geared toward the protection of life, liberty, and property, the preservation of peace, and the prevention of crime. Each operational area will work together in a responsible and professional manner in order to promote an environment in which all citizens will be able to live peacefully, work diligently, enjoy recreational activities, and be safe from threat of harm.



Addendum to the  
The City of Anderson Police Department Fiscal Year 2016 Annual Report  
Call-for-Service Summary

**Fiscal Year 2016 Call for Service Summary<sup>1</sup>**

1. During Fiscal Year 2016 (July 1, 2015 – June 30, 2016)<sup>2</sup> the City of Anderson Police Department handled 75,566 calls-for-service (CFS), up 6.7% from 70,821 in Fiscal Year 2015.
  - a. Citizen-Generated CFS were 26,851 in FY16 vs. 22,245 in FY15 (+20.71%).
    - i. The median response time for Citizen-Generated 911 CFS was 6:26.
  - b. Officer-Generated CFS were 48,715 in FY16 vs. 48,576 in FY15 (+0.29%).
    - i. Officer Generated Keep Checks were 29,397 in FY16, up from 24,600 FY15 (+19.5%).
2. The average number of calls per month was 6,297.2, up 6.7% from 5,901.8 in FY15.
3. The average number of calls per day was 207.03 vs. 194.03 in FY15 (+6.7%).
4. Officers investigated or were dispatched to “suspicious persons” 3,078 times, down 1.4% from 3,122 in FY15.
5. Officers were dispatched to 1,022 civil disputes or civil disturbances, up 86 (+9.2%) from 936 in FY15.
6. The department was dispatched to 2,416 traffic crashes, up 205 (+9.4%) from 2,209 in FY15.
  - a. Accidents were 2,038 up 107 (+5.5%) from 1,931, in FY15.
  - b. Hit & Runs were 378, up 100 (+36.0%) from 278 in FY15.
7. Total traffic related non-crash CFS were 15,152, down 1,418 (-8.6%) from 16,570 in FY15.
  - a. Actual traffic stops were 12,335, down 1,707 (-12.2%) from 14,042 in FY15.
  - b. Suspicious vehicles were investigated 1,988 times, up 354 (+21.7%) from 1,634 in FY15.
  - c. In addition to the above 1a and 7b figures, in FY16, according to the CAD report, officers made or attempted 272 stops of vehicles suspected of intoxicated driving, answered or initiated 7 calls for drag racing and assisted motorists 550 times.
8. For additional statistics see our website at [Andersonpd.com](http://Andersonpd.com).

---

<sup>1</sup> Unless otherwise noted, call-for-service analysis is based upon Central Dispatch CAD data.

<sup>2</sup> The yearly information listed in this report will be based upon the fiscal year except as otherwise noted. The Fiscal Year ends June 30. FY16 is from July 1, 2015 – June 30, 2016.

Addendum to the  
The City of Anderson Police Department Fiscal Year 2016 Annual Report  
Call-for-Service Summary

**I. City of Anderson Police Department Overview**

The City of Anderson Police Department's jurisdiction serves approximately 27,372 city residents<sup>3</sup> within an area that is approximately 15.6 square miles<sup>4</sup> and contains an estimated 203 miles of linear roadway on 520 streets and roads. As of June 30, 2016, the department consisted of 101 Sworn<sup>5</sup> Police Officer slots – including two sworn personnel who were assigned to the detention center - and 50 slots for support personnel. Of these 151 personnel slots, 141 were full time and 10 were part time. (These figures do not include the reserve force.)

**Special note regarding this annual report and annexation during FY14.** On August 12, 2013, the City of Anderson Police Department was notified of an annexation of a business area of Highway 28.<sup>6</sup> The geography of the area includes (1) Wal-Mart, (2) KFC, (3) Taco Bell, (4) the Shops at Wal-Mart, (5) the Marathon Gas Station, (6) Murphy USA, (7) Aaron's Rental and (8) the Vacant building beside Taco Bell. This area added a substantial amount of calls for service and reports, but virtually no additional population. Since this area will contribute crimes to the total crime count while no offsetting population is added, it may seem to cause the crime rate as reported in the federal publications to artificially increase in the City of Anderson. ("Crime rates" are "per-capita" and national & state references are usually based upon population.) Therefore, in order to accurately account for the workload, criminal activity and crashes contributed by this area, and to account accurately for the change in the workload and crime – year over year - in the remainder of the city, in this report (as in the FY14 and FY15 reports) we are designating the area that was annexed into the city on August 12, 2013, as "Zone 8" for statistical purposes. (Zones are normally consistent with political wards. This is an exception, as is zone 7. This designation is for statistical purposes only.) Zone 8 was in the City of Anderson for 323 days during FY14. Each subsection of this report will include a small summary at the end depicting the affect zone 8 had on the topic covered in that section. However, data regarding arrests, criminal charges and traffic citations are not separated and are only reported as the totals for the entire city. There are some additional tables regarding Zone 8 in the appendix.

---

<sup>3</sup> Crime in the United States 2015. United States Department of Justice (FBI). Table 78.

<sup>4</sup> Estimated at 15.6 to account for annexation of Highway 28 section in 2013. It was 14.6 in Census 2010.

<sup>5</sup> Class I.

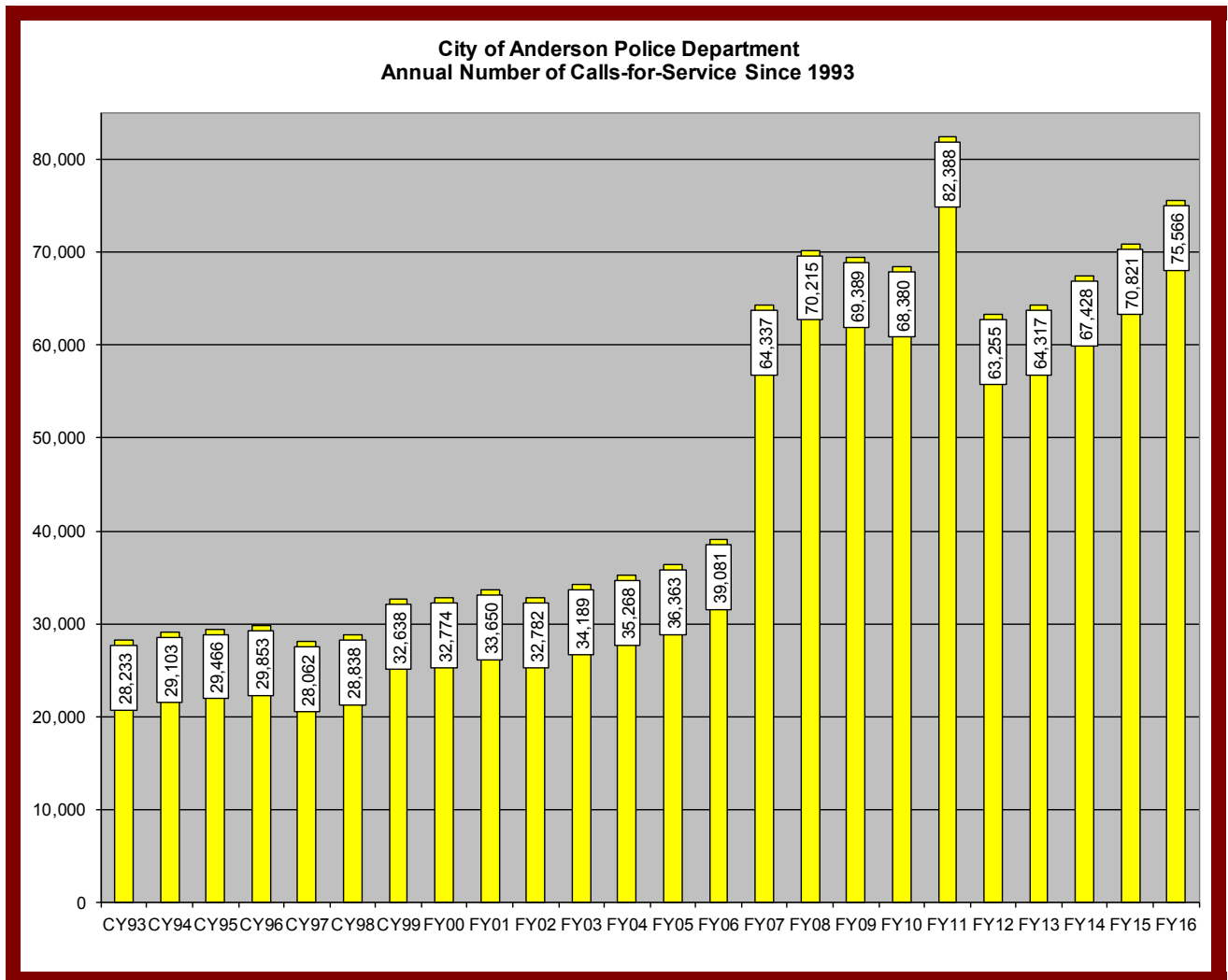
<sup>6</sup> Memo from the Chief: Memo # OC 2013-025.

Addendum to the  
The City of Anderson Police Department Fiscal Year 2016 Annual Report  
Call-for-Service Summary

**Calls-for-Service.** Since CY93, calls-for-service activity has increased substantially. The City of Anderson has a 100% response policy. In essence, every call for police service(s) results in a personal contact between an officer and a complainant unless the complainant specifies to the dispatcher that they prefer otherwise. The agency encourages citizens to be comfortable calling on the police department to report actual or potential criminal activity. Many calls to the police are the result of citizens who have seen an advantage to stepping up their efforts in helping police by reporting suspicious activity.

The call-for-service analysis is based upon data that is electronically downloaded from Anderson County's Central Dispatch. Every service-activity by an officer is considered a call-for-service, whether citizen-generated or officer-generated. Some examples of officer-generated calls-for-service would be traffic stops, keep checks and building checks.

The number of calls-for-service to the police department has increased substantially since 1993. The following chart lists the actual numbers of calls-for-service that were addressed by the police department during the twenty-four years ending with FY16.



Addendum to the  
The City of Anderson Police Department Fiscal Year 2016 Annual Report  
Call-for-Service Summary

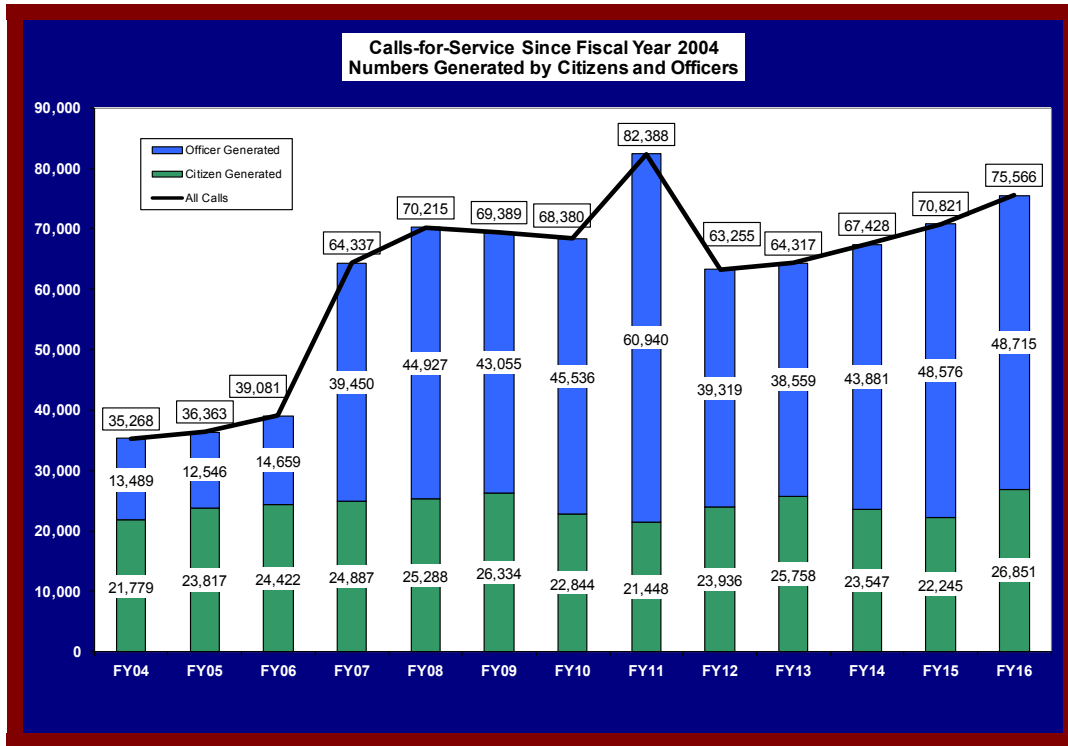
As the above chart depicts, fiscal year 2007 showed the highest percent of increase in calls-for-service activity of any year on record with an increase of 64.6% over fiscal year 2006. However, the biggest impact upon the increase was in officer-generated calls, especially “keep checks”. Near the end of Fiscal Year 2006 the department initiated an aggressive outreach program intended to provide increased security services to businesses and churches by officers checking the buildings and documenting the checks via central dispatch. Fiscal Year 2007 was the first complete fiscal year that this program was in effect. In FY07, compared to FY06, citizen-generated calls increased only 1.9%, but officer-generated calls increased 169.1%. There were 22,681 officer initiated keep checks in FY07, compared to 867 in FY06. Naturally this was the single largest increase in any call category for FY07.

In FY10, there was a decrease of 1,009 (-1.5%) calls-for-service in total call volume compared to FY09. Compared to the previous fiscal year, in FY10 there were 3,490 fewer citizen-generated calls-for-service and 2,481 more officer-generated calls-for-service. One of the largest differences in the tallies of call types in FY10 compared to FY09 seemed to be *Building or Keep Checks* which are officer-generated. In FY10, there were 24,647 of these calls-for-service listed, an increase of 698 from 23,949 in FY09. The 20.4% increase in overall calls-for-service in FY11 was mainly the result of an increased number of building & keep checks (officer-generated CFS). In FY11, Building & Keep Checks increased to 40,499 up 64.3% from 24,647 in FY10. In FY12, Building & Keep Checks decreased to 24,583 and with 15,916 fewer than FY11, represented the single biggest decrease in call type. The number of CFS for FY12 compared to FY11 decreased by 19,133 (-23.2%). The overall number of CFS for FY13 compared to FY12 increased by 1,062 (+1.7%). In FY14, there was a 4.84% increase in calls-for-service as compared to FY13. FY15 showed a 5% increase in CFS versus FY14. FY16 showed a 6.7% increase in CFS versus FY15.

Addendum to the  
The City of Anderson Police Department Fiscal Year 2016 Annual Report  
Call-for-Service Summary

**Citizen-Generated and Officer-Generated CFS**

As depicted below, in FY16, both citizen- and officer-generated activity increased over FY15. **Citizen-generated CFS were at a 13-year high in FY16.**



Officers in the police department aggressively patrol for prowlers, potential burglars and other types of predatory persons during the nighttime hours. A substantial part of this counter-predator patrol is in performing “building checks” and “keep checks”. A *building check* is simply the process of officers checking buildings in their assigned zones for signs of criminal activity. A *keep check* is the same type process but is performed for private citizens during their absence from their residences subsequent to the citizens having notified the department of the fact that they are out of town for a specific time frame. In Fiscal Year 2013, there were 22,532 “building checks” and “keep checks”. In FY14, The figure was 24,356, an increase of 1,824 (+8.1%). FY15 was 24,600, a slight increase of 1%. In FY16, the figure skyrocketed to 29,397, a figure that will be challenging to maintain. In FY15, the city of Anderson experienced a 28% decrease in burglaries and in FY16, a 2.2% decrease. The reduction in burglaries – or much of it – is likely attributable to (pro-active) officer-generated activity such as building checks.

Addendum to the  
The City of Anderson Police Department Fiscal Year 2016 Annual Report  
Call-for-Service Summary

**Calls-for-Service by Category, Year-Over-Year**

As of fiscal year 2007, management decided to track calls-for-service by category and type in order to determine the frequency of various types of calls as well as analyze any changes that may occur over time. The counts for major call categories by year are as follows.

| Call-for-Service Category  | Year and Change from Previous Year |        |        |        |        |        |        |        |        |        | % Change** |
|--|------------------------------------|--------|--------|--------|--------|--------|--------|--------|--------|--------|------------|
|  | FY07                               | FY08   | FY09   | FY10   | FY11   | FY12   | FY13   | FY14   | FY15   | FY16   |            |
| Alarm  | 2,986                              | 3,194  | 3,294  | 3,196  | 3,233  | 3,263  | 3,473  | 3,543  | 3,271  | 3,637  | 11.2%      |
| Animal Call (New category FY09+)*  | N/A                                | N/A    | 1,904  | 1,751  | 1,486  | 1,228  | 1,422  | 1,809  | 1,818  | 1,837  | 1.0%       |
| Citizen Assist   | 504                                | 499    | 542    | 523    | 463    | 513    | 674    | 850    | 865    | 883    | 2.1%       |
| Counter-Crime  | 4,421                              | 4,659  | 4,592  | 4,027  | 3,805  | 4,355  | 4,374  | 4,375  | 4,246  | 4,233  | -0.3%      |
| Domestic or Civil Dispute  | 2,877                              | 2,964  | 3,110  | 3,080  | 2,940  | 2,842  | 2,996  | 2,861  | 2,744  | 3,142  | 14.5%      |
| Drug or Alcohol Crime  | 387                                | 401    | 356    | 328    | 322    | 313    | 330    | 286    | 330    | 270    | -18.2%     |
| EMS Assist   | 364                                | 350    | 401    | 382    | 452    | 425    | 560    | 631    | 586    | 1,171  | 99.8%      |
| Fire Assist  | 250                                | 372    | 434    | 379    | 458    | 381    | 418    | 451    | 304    | 289    | -4.9%      |
| General Service (No Animal Calls FY09+)*   | 33,731                             | 34,847 | 30,618 | 31,052 | 46,334 | 30,598 | 28,671 | 31,496 | 31,135 | 35,468 | 13.9%      |
| Property Crime   | 3,515                              | 3,614  | 3,854  | 3,505  | 3,510  | 3,570  | 3,601  | 4,184  | 3,918  | 4,120  | 5.2%       |
| Quality of Life  | 1,400                              | 1,395  | 1,258  | 1,129  | 1,137  | 1,270  | 1,276  | 1,246  | 1,282  | 1,549  | 20.8%      |
| Traffic Related (Non-Crash)  | 10,961                             | 14,551 | 15,337 | 15,584 | 15,076 | 11,239 | 13,079 | 11,867 | 16,570 | 15,152 | -8.6%      |
| Traffic Related (Wreck)  | 1,630                              | 1,806  | 2,104  | 2,049  | 1,988  | 1,971  | 2,086  | 2,340  | 2,209  | 2,416  | 9.4%       |
| Violent Crime  | 999                                | 1,140  | 1,153  | 1,023  | 862    | 898    | 982    | 1,020  | 981    | 884    | -9.9%      |
| White Collar Crime   | 312                                | 423    | 432    | 372    | 322    | 389    | 375    | 469    | 562    | 515    | -8.4%      |
| Grand Total  | 64,337                             | 70,215 | 69,389 | 68,380 | 82,388 | 63,255 | 64,317 | 67,428 | 70,821 | 75,566 | 6.7%       |
| **Percent Change is most current FY compared to previous FY.                                 |                                    |        |        |        |        |        |        |        |        |        |            |
| *In FY09 the animal calls were broken out from General Service & reported as a new category. |                                    |        |        |        |        |        |        |        |        |        |            |

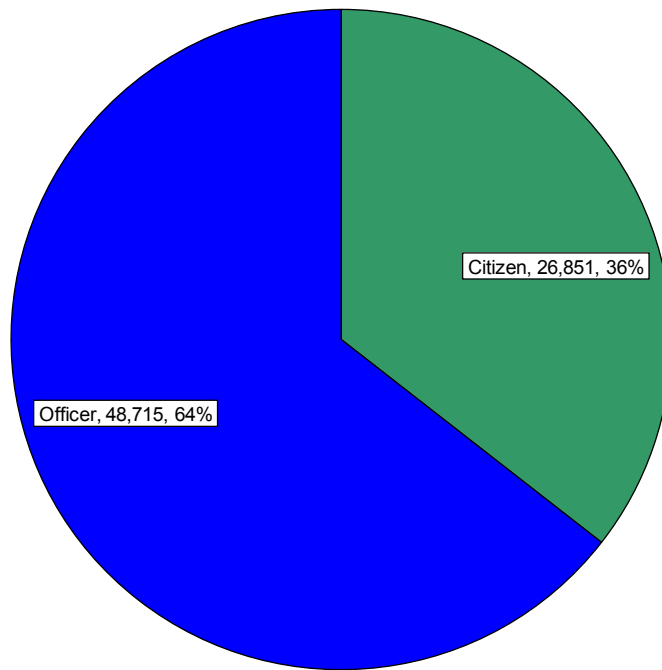
The *categories* of call types were determined by the executive staff of the police department (circa 2007). *Call types* are the line-item subsets of the categories. The *type* of call (e.g., call type) is based upon the ten-code listing as electronically stored in Anderson County's Central Dispatch CAD system. To view a list of categorized calls by type please refer to the appendix.

The following pages depict in table and chart-form the CFS trends for the City of Anderson Police Department including various time-study analysis of the police department's "workload" with respect to calls-for-service.

Addendum to the  
The City of Anderson Police Department Fiscal Year 2016 Annual Report  
Call-for-Service Summary

**Citizen-Generated and Officer-Generated Calls-for-Service**

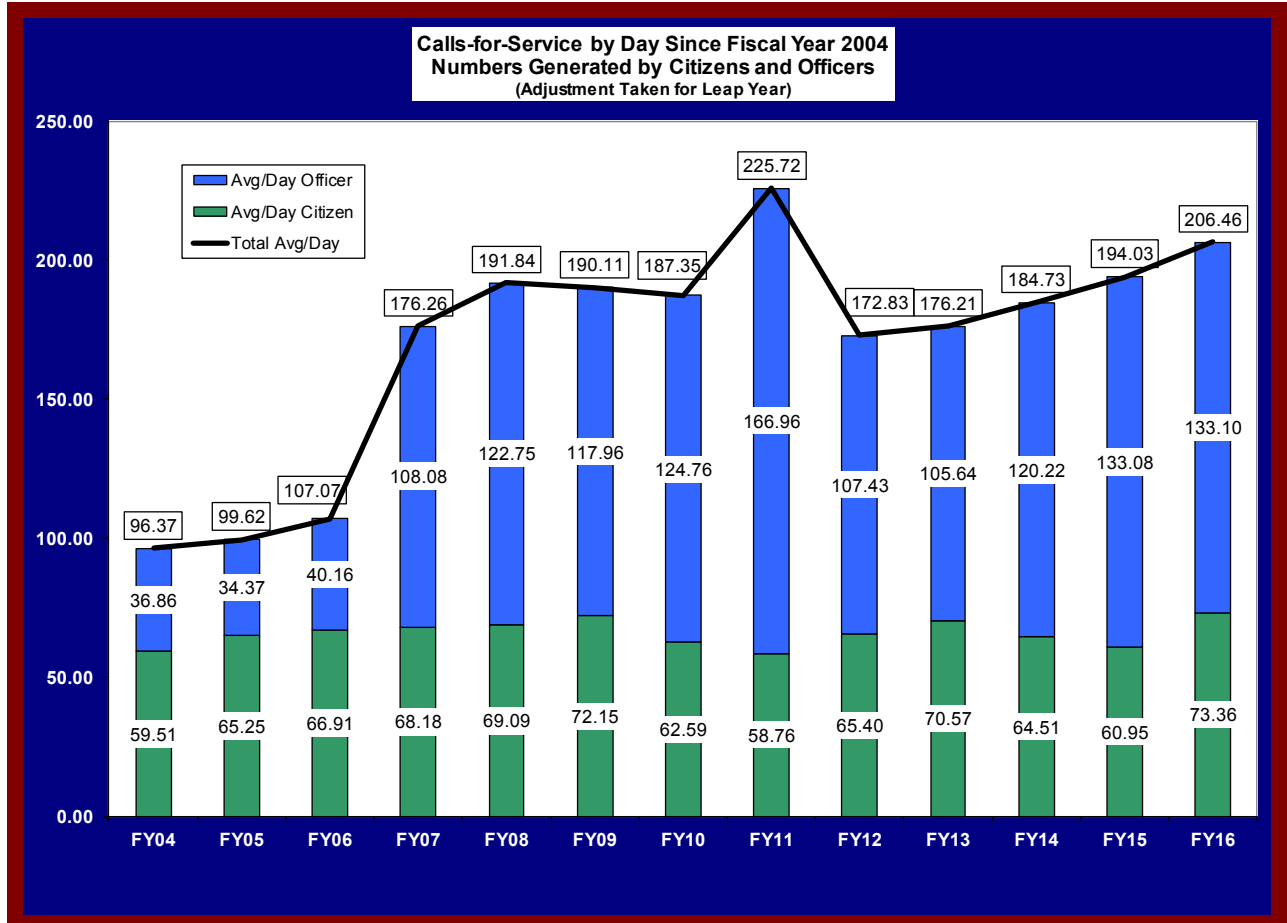
Fiscal Year 2016: 75,566 Calls-for-Service  
Citizen-Generated & Officer-Generated Calls-for-Service



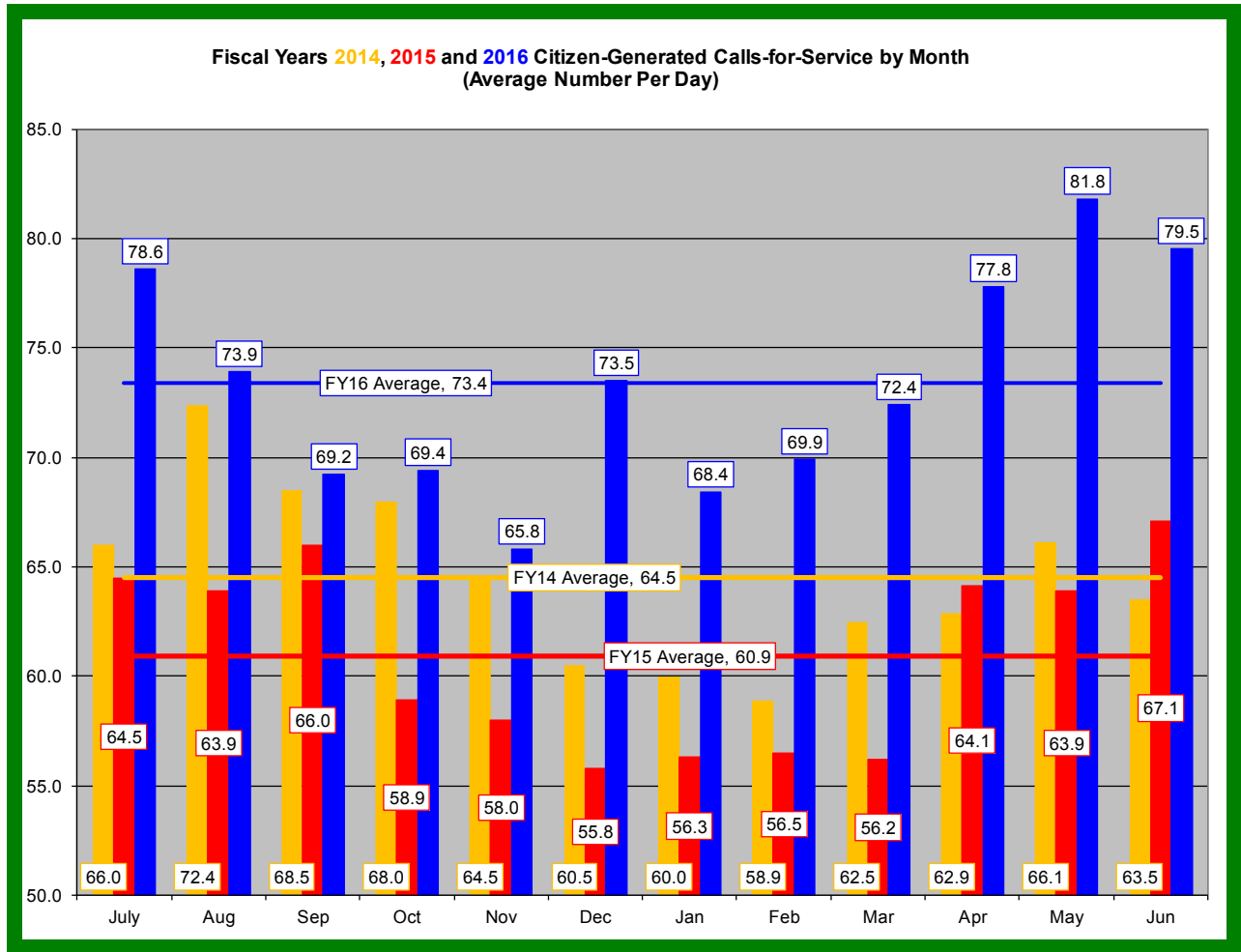


Addendum to the  
The City of Anderson Police Department Fiscal Year 2016 Annual Report  
Call-for-Service Summary

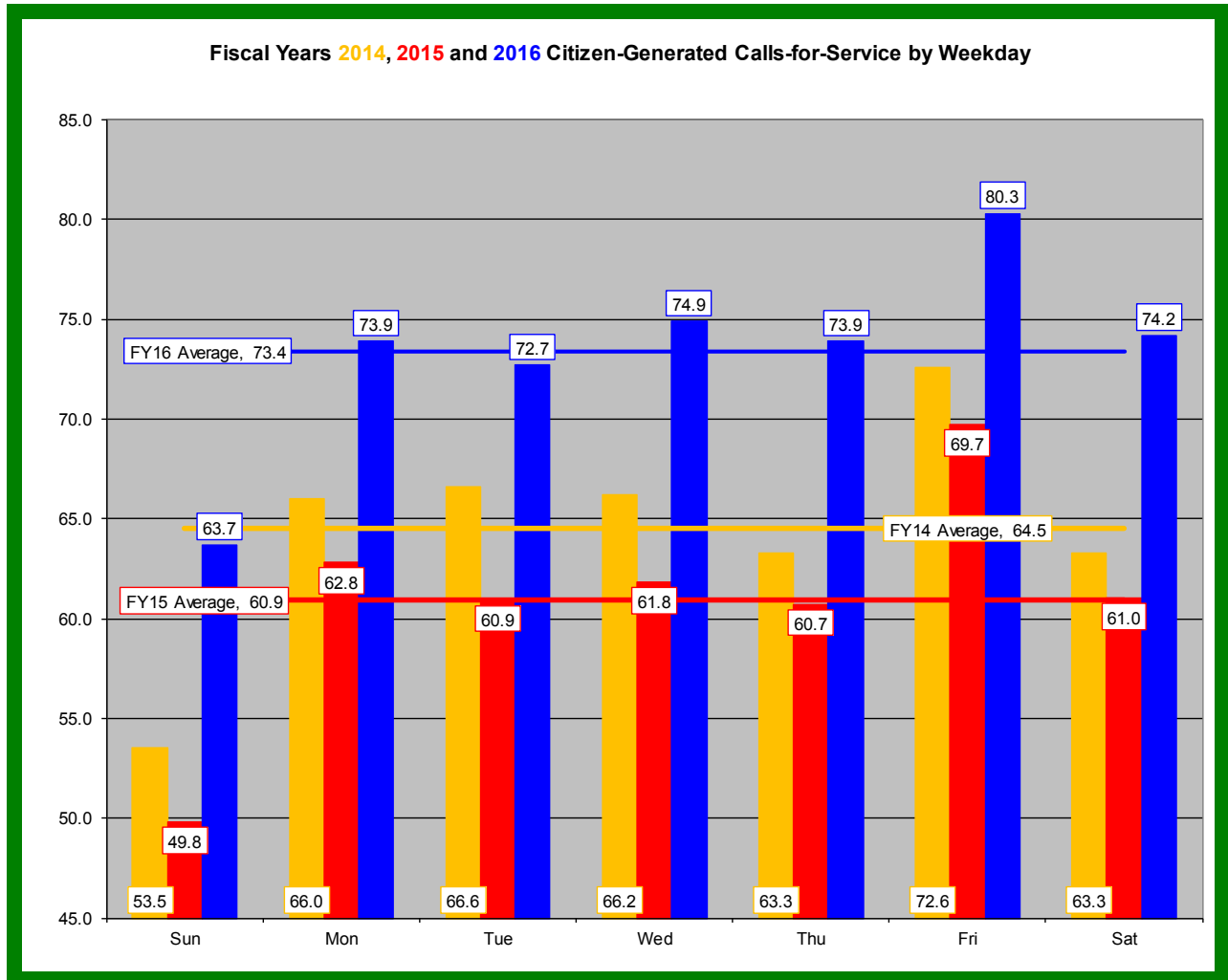
The following graph displays the change in the average daily number of calls-for-service per-year since fiscal year 2004. Adjustments have been taken for leap years.



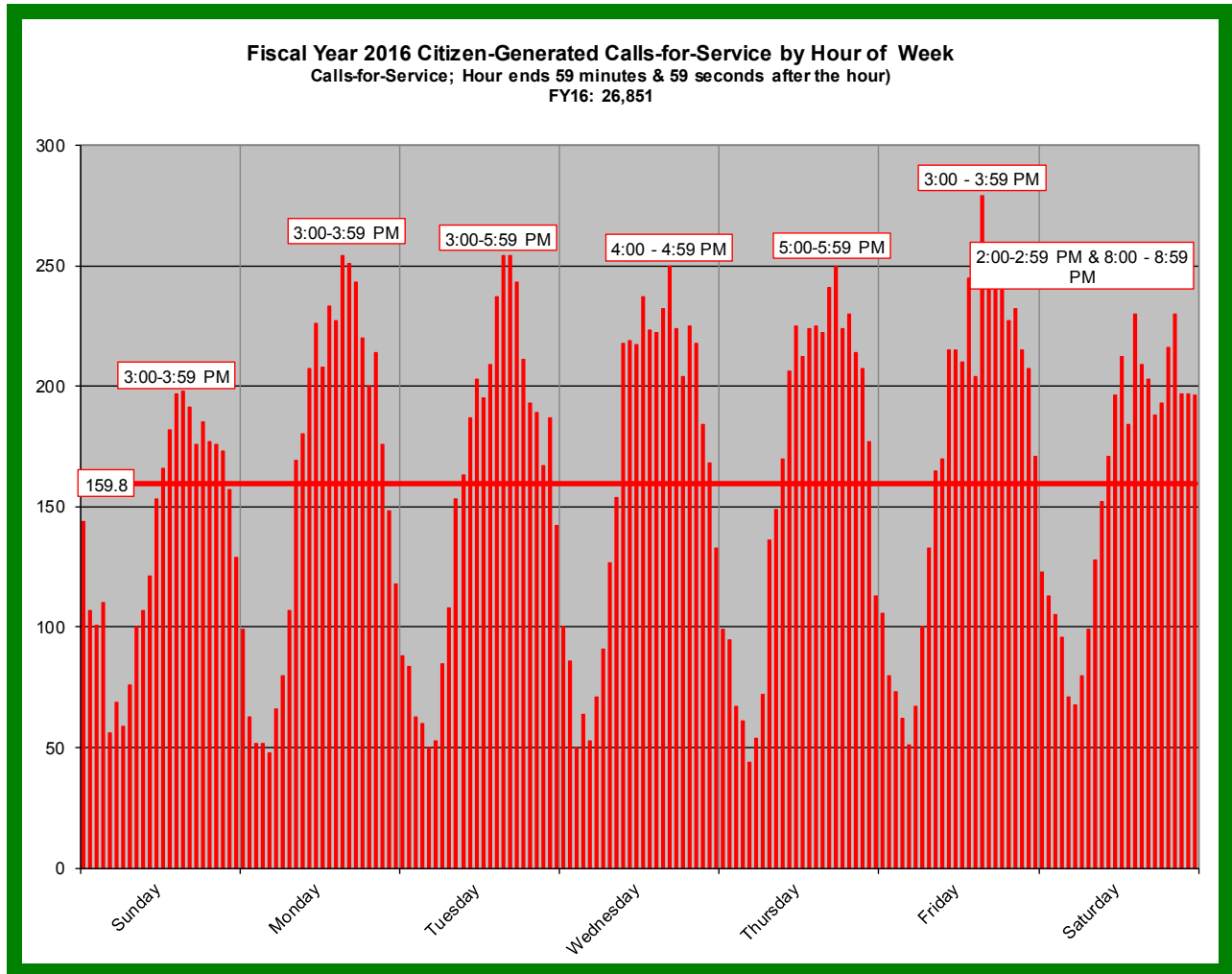
Addendum to the  
The City of Anderson Police Department Fiscal Year 2016 Annual Report  
Call-for-Service Summary



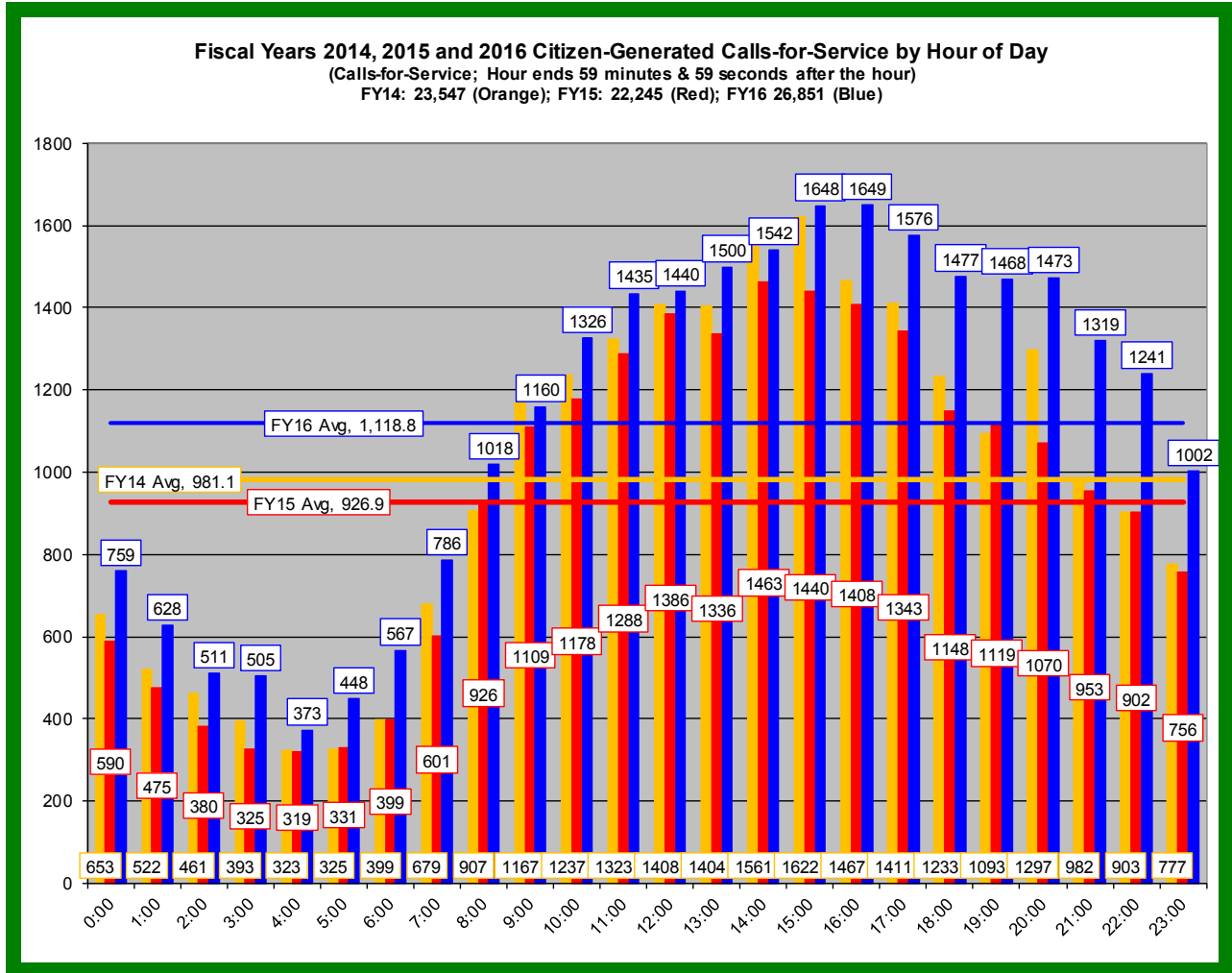
Addendum to the  
The City of Anderson Police Department Fiscal Year 2016 Annual Report  
Call-for-Service Summary



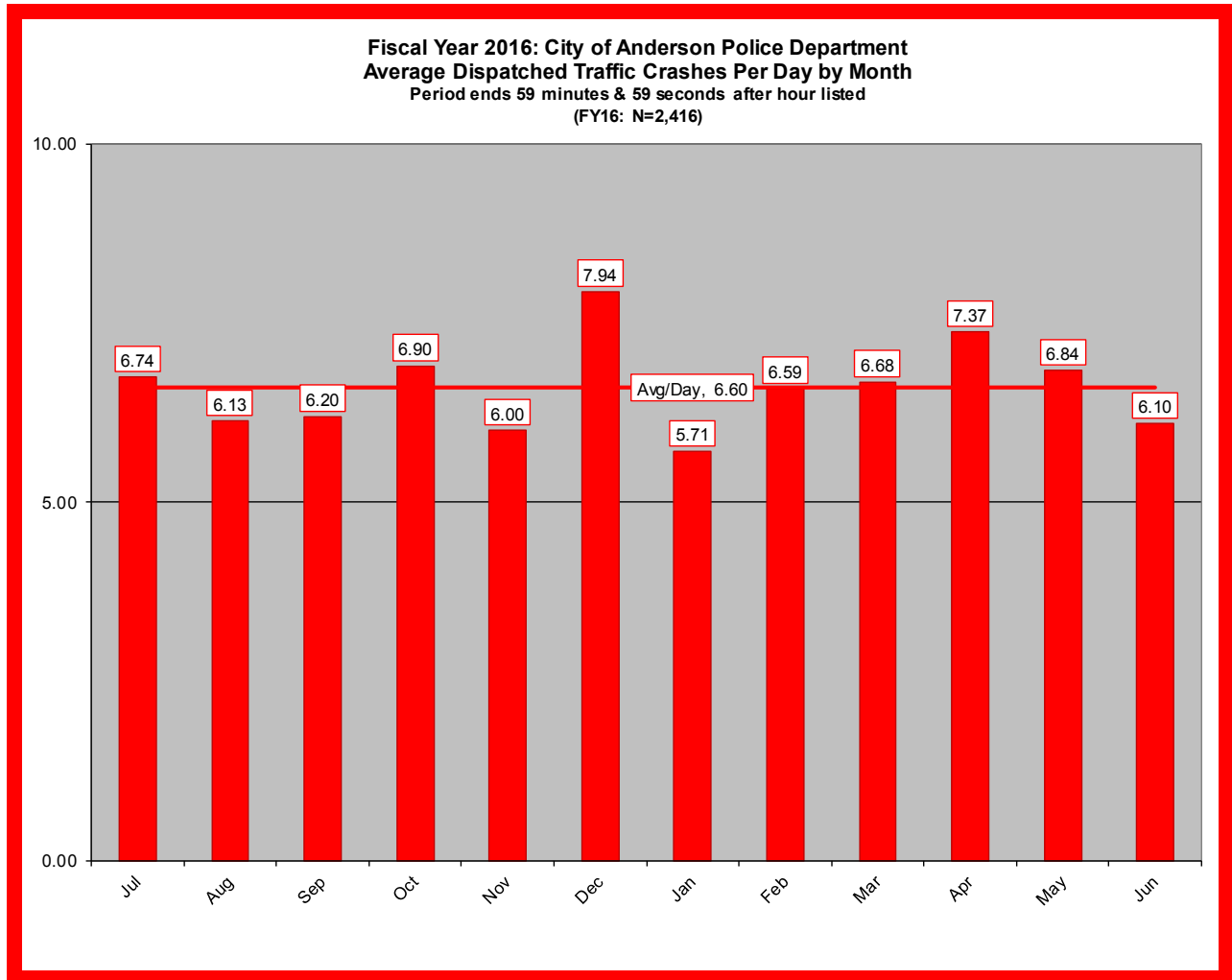
Addendum to the  
The City of Anderson Police Department Fiscal Year 2016 Annual Report  
Call-for-Service Summary



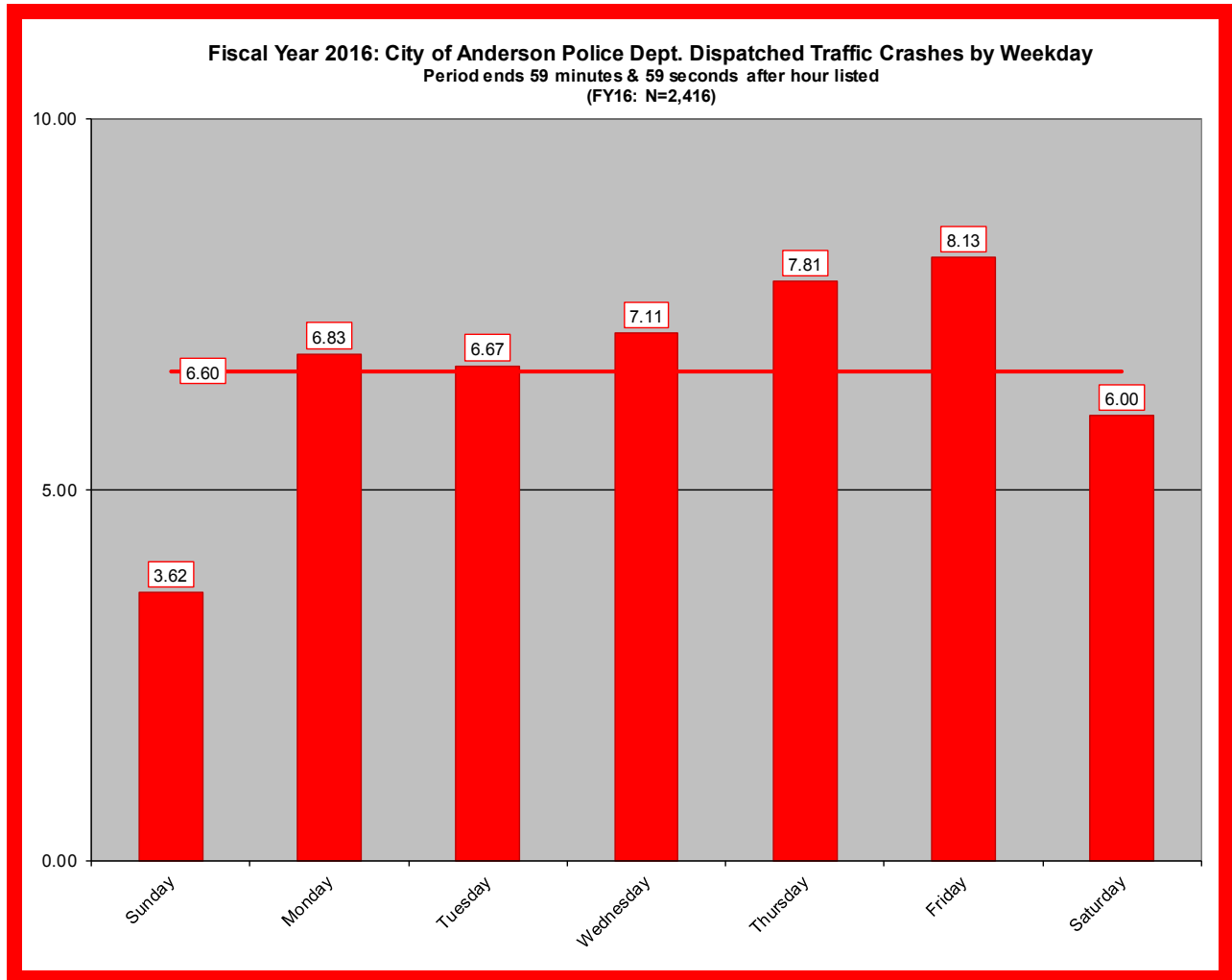
Addendum to the  
The City of Anderson Police Department Fiscal Year 2016 Annual Report  
Call-for-Service Summary



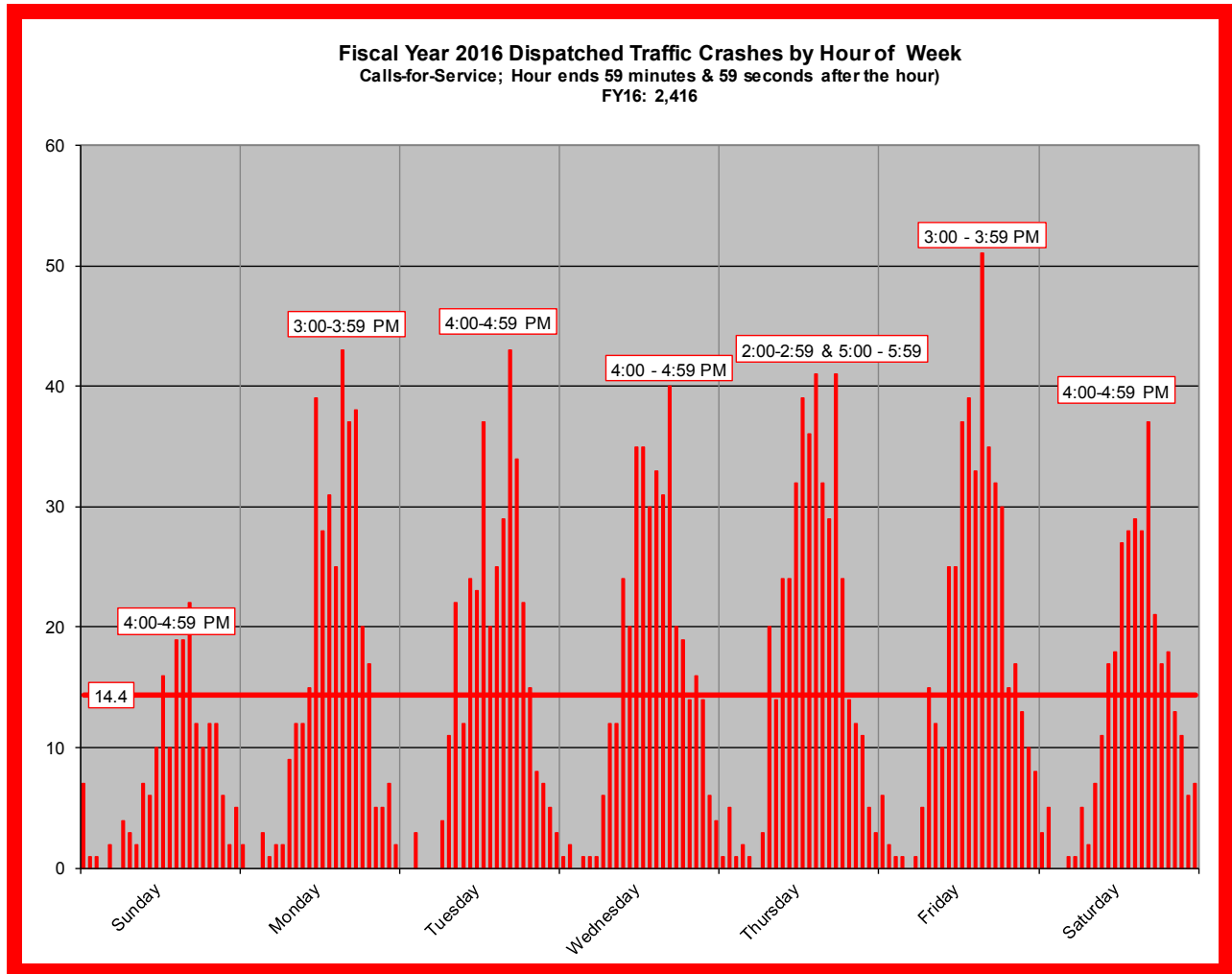
Addendum to the  
The City of Anderson Police Department Fiscal Year 2016 Annual Report  
Call-for-Service Summary



Addendum to the  
The City of Anderson Police Department Fiscal Year 2016 Annual Report  
Call-for-Service Summary

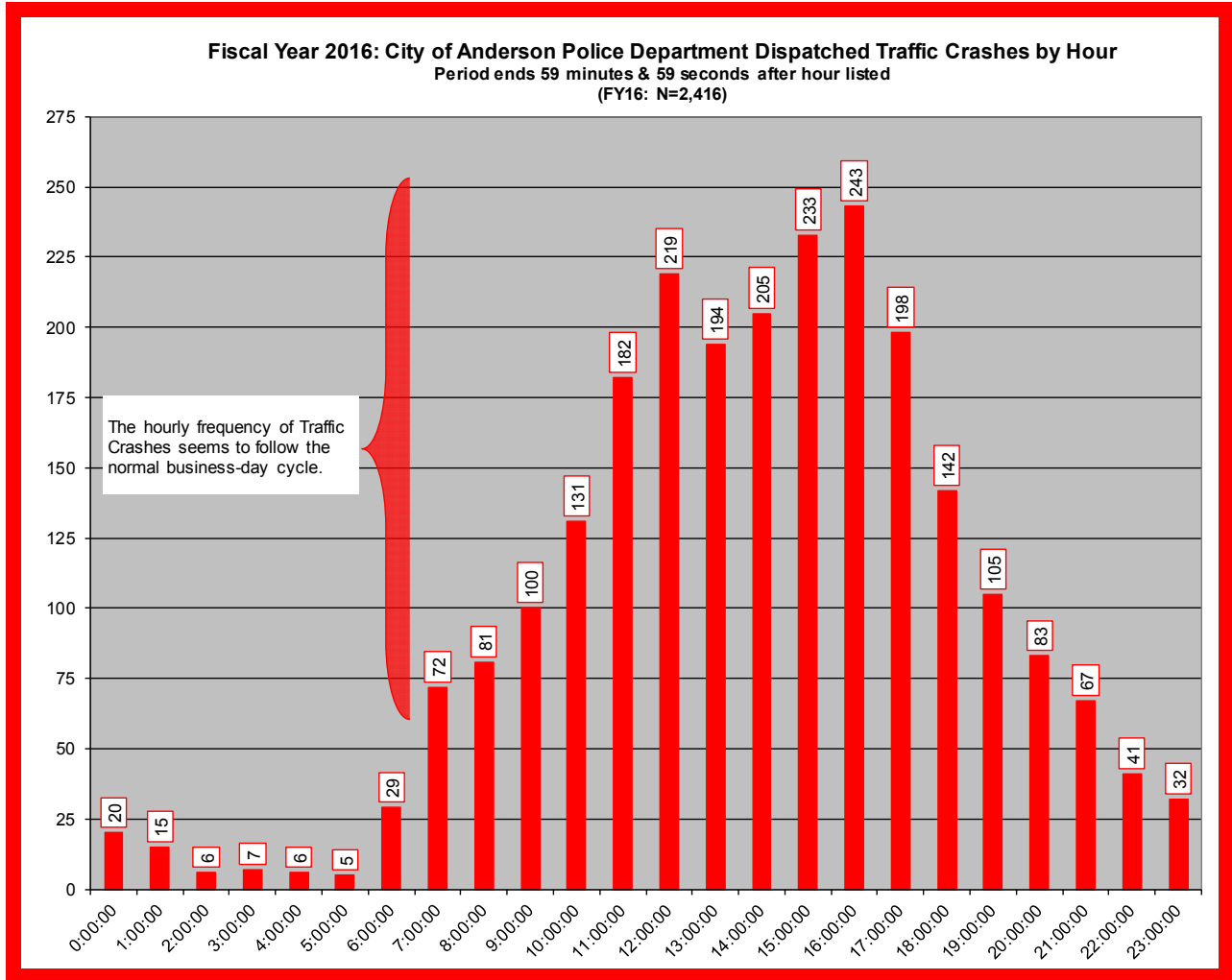


Addendum to the  
The City of Anderson Police Department Fiscal Year 2016 Annual Report  
Call-for-Service Summary

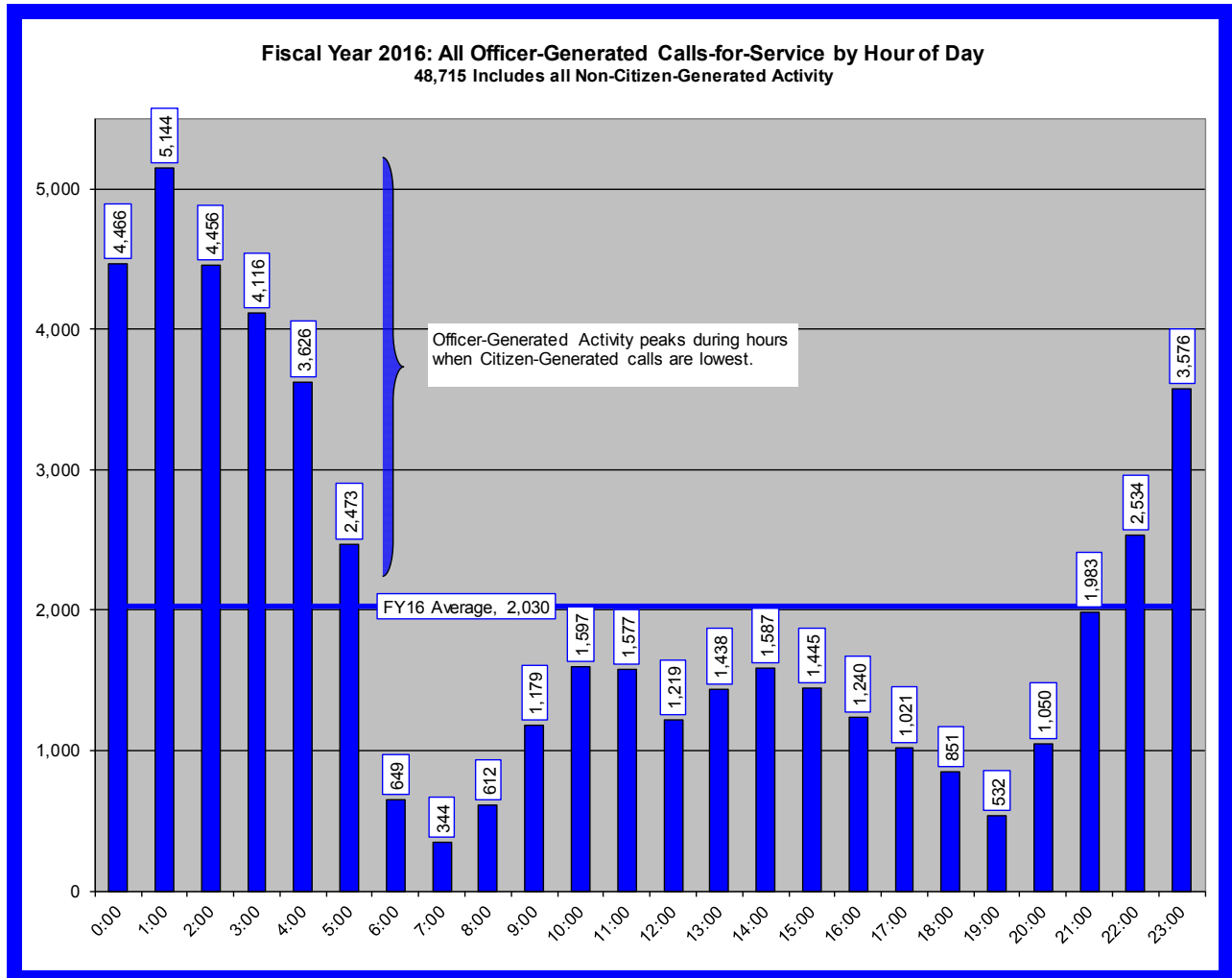




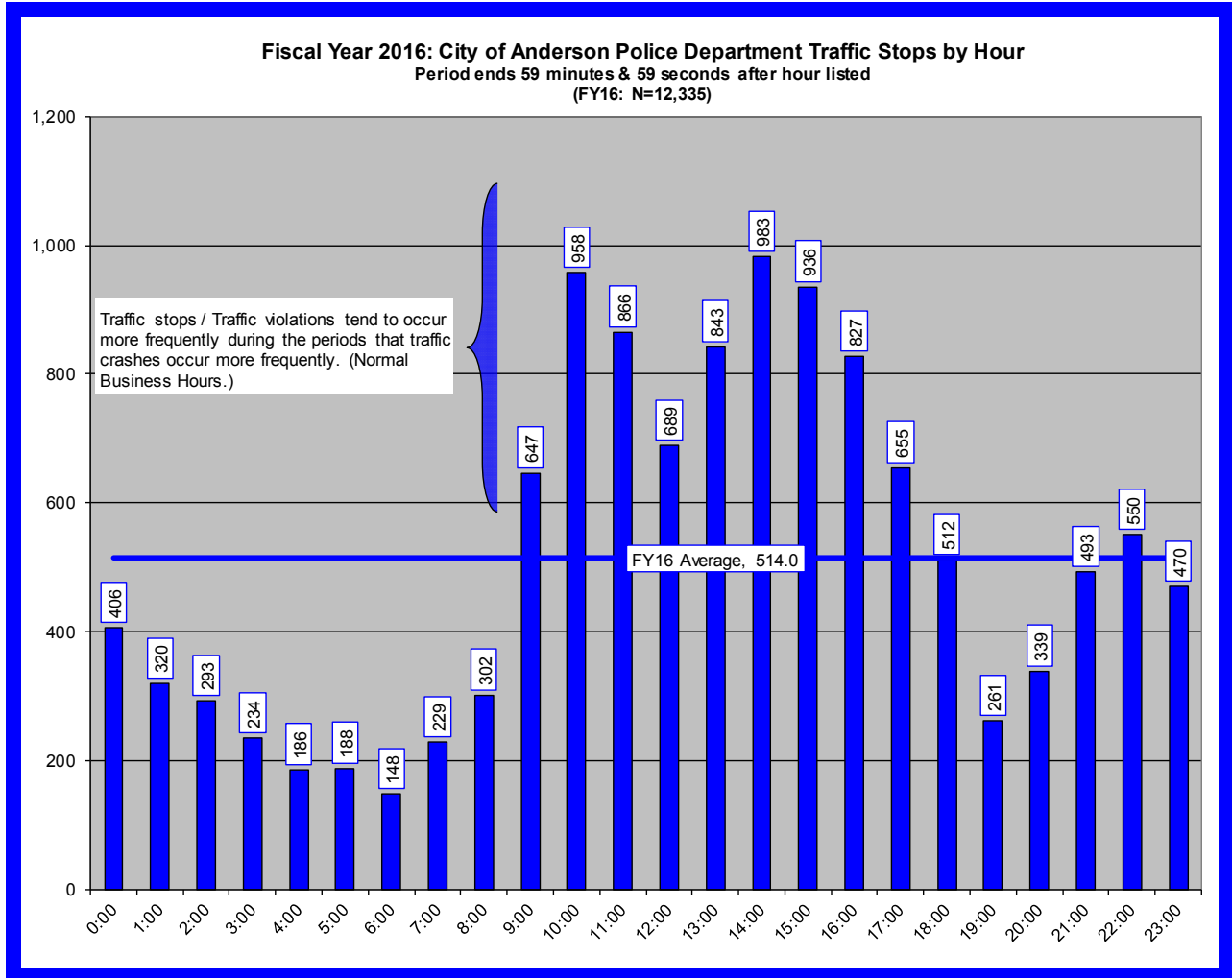
Addendum to the  
The City of Anderson Police Department Fiscal Year 2016 Annual Report  
Call-for-Service Summary



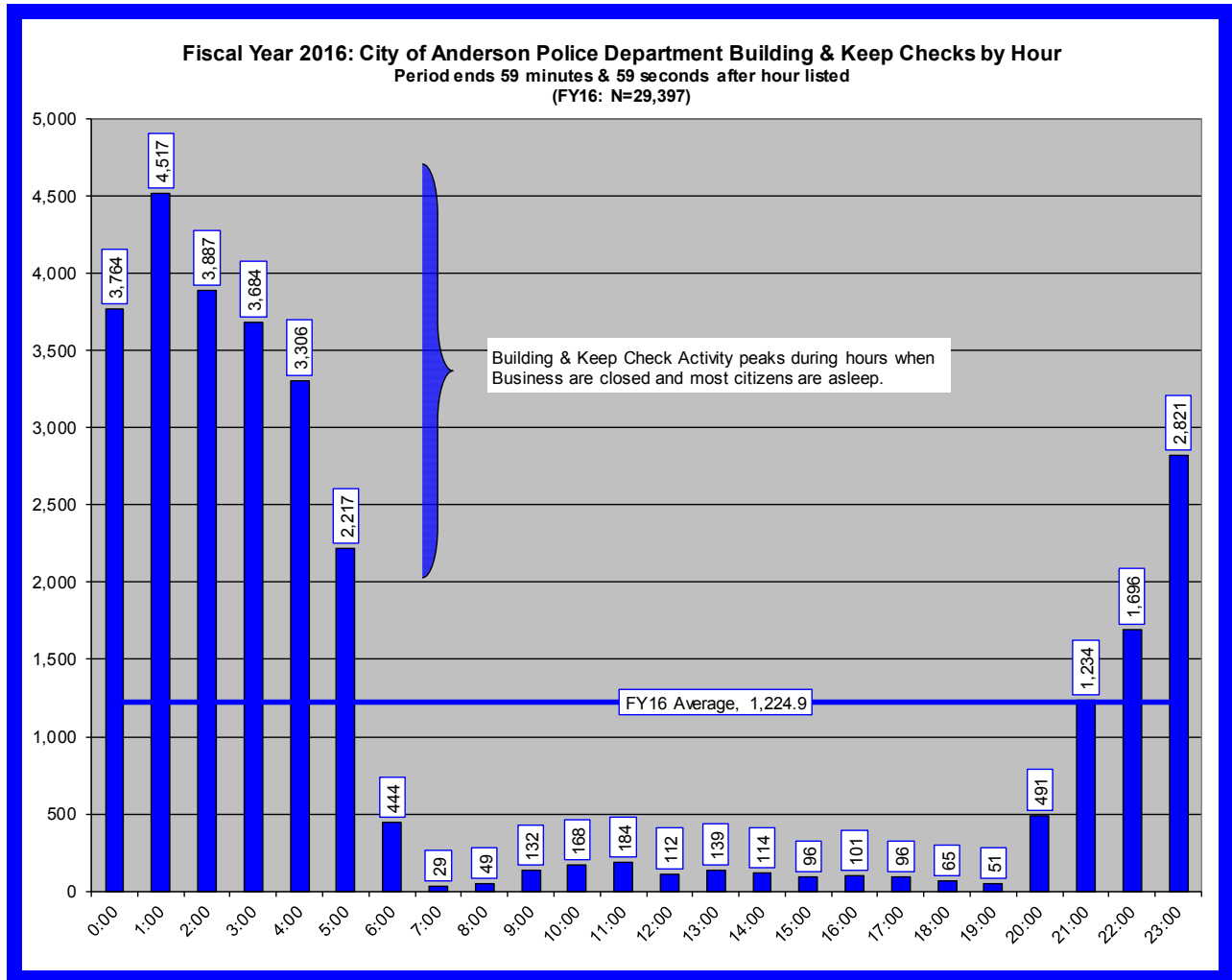
Addendum to the  
 The City of Anderson Police Department Fiscal Year 2016 Annual Report  
 Call-for-Service Summary



Addendum to the  
The City of Anderson Police Department Fiscal Year 2016 Annual Report  
Call-for-Service Summary

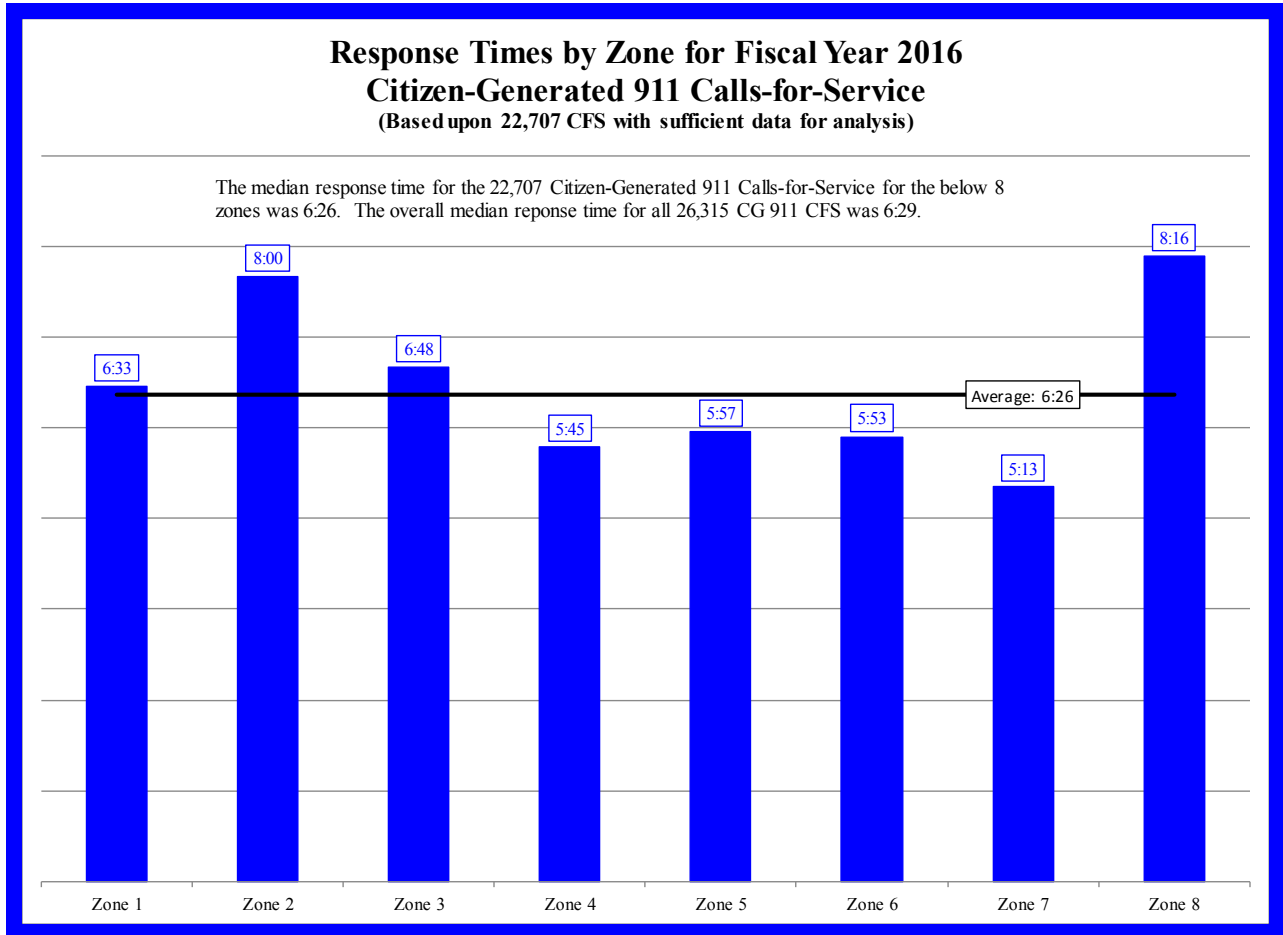


Addendum to the  
 The City of Anderson Police Department Fiscal Year 2016 Annual Report  
 Call-for-Service Summary



Addendum to the  
The City of Anderson Police Department Fiscal Year 2016 Annual Report  
Call-for-Service Summary

**Citizen-Generated 911 Calls-for-Service Median Response Times  
Based Upon Addresses with Sufficient Information to Determine a Zone<sup>7</sup>**



| <u>Fiscal Year</u> | <u>CFS</u> | <u>Median Response Time</u> |
|--------------------|------------|-----------------------------|
| FY16*              | 22,707     | 0:06:26                     |
| FY15*              | 16,359     | 0:05:54                     |
| FY14               | 5,058      | 0:06:29                     |
| FY13               | 5,189      | 0:05:24                     |
| FY12               | 5,070      | 0:04:56                     |
| FY11               | 5,395      | 0:05:05                     |
| FY10               | 7,237      | Insufficient Data from CD   |
| FY09               | 10,162     | 0:04:54                     |

<sup>7</sup> \*As of FY15, the agency began to count as "911" all of the CFS which would have been listed in previous years as "911" and "N9C". "N9C" is a cell phone w/o service (only 911-availability). In Previous years, the CAD tabulated N9C's separately but as of the implementation of the new cad system, they are tabulated as "911's". Therefore, the number of the calls listed as 911 is much higher as of FY15 and forward. Also, as of FY16, the source was predetermined for most of the CFS by a field in the Central Dispatch CAD data which was titled "Source."

Addendum to the  
The City of Anderson Police Department Fiscal Year 2016 Annual Report  
Call-for-Service Summary

Below is the breakdown of calls for Zone 8 for Fiscal Year 2016:

| <b>FISCAL YEAR 2016 CALLS-FOR-SERVICE FOR ZONE 8</b> |              |                |
|--|--------------|----------------|
| Citizen  | 854          | 71.89%         |
| Officer  | 334          | 28.11%         |
| <b>Grand Total</b>                                   | <b>1,188</b> | <b>100.00%</b> |

The below stats are the categories for the calls-for-service for FY16<sup>8</sup>:

| <u>Call-for-Service Category</u> | <u>Zone 8</u> | <u>City Excluding Z 8</u> | <u>Grand Total</u> | <u>Zone 8%</u> |
|----------------------------------|---------------|---------------------------|--------------------|----------------|
| Alarm                            | 70            | 3,567                     | 3,637              | 1.925%         |
| Animal Call                      | 16            | 1,821                     | 1,837              | 0.871%         |
| Citizen Assist                   | 6             | 877                       | 883                | 0.680%         |
| Counter-Crime                    | 108           | 4,125                     | 4,233              | 2.551%         |
| Domestic or Civil Dispute        | 76            | 3,066                     | 3,142              | 2.419%         |
| Drug or Alcohol Crime            | 4             | 266                       | 270                | 1.481%         |
| EMS Assist                       | 14            | 1,157                     | 1,171              | 1.196%         |
| Fire Assist                      | 1             | 288                       | 289                | 0.346%         |
| General Service                  | 284           | 35,184                    | 35,468             | 0.801%         |
| Property Crime                   | 351           | 3,769                     | 4,120              | 8.519%         |
| Quality of Life                  | 11            | 1,538                     | 1,549              | 0.710%         |
| Traffic Related (Non-Crash)      | 95            | 15,057                    | 15,152             | 0.627%         |
| Traffic Related (Wreck)          | 91            | 2,325                     | 2,416              | 3.767%         |
| Violent                          | 25            | 859                       | 884                | 2.828%         |
| White Collar Crime               | 36            | 479                       | 515                | 6.990%         |
| <b>Grand Total</b>               | <b>1,188</b>  | <b>74,378</b>             | <b>75,566</b>      | <b>1.572%</b>  |

<sup>8</sup> This table includes only addresses and locations for which it could be determined were in zone 8. There were businesses listed in the CFS that could have been in zone 8 but insufficient information was listed to make a positive determination regarding the zone for the address.

Addendum to the  
The City of Anderson Police Department Fiscal Year 2016 Annual Report  
Call-for-Service Summary

Below is the breakdown of calls for Zone 8 for Fiscal Year 2015:

| <b>FISCAL YEAR 2015 CALLS-FOR-SERVICE FOR ZONE 8</b> |              |                |
|--|--------------|----------------|
| Citizen  | 594          | 41.74%         |
| Officer  | 829          | 58.26%         |
| <b>Grand Total</b>                                   | <b>1,423</b> | <b>100.00%</b> |

The below stats are the categories for the calls-for-service for FY15:

| <b>Call-for-Service Category</b> | <b>Zone 8</b> | <b>City Excluding Z 8</b> | <b>Grand Total</b> | <b>Zone 8%</b> |
|----------------------------------|---------------|---------------------------|--------------------|----------------|
| Alarm                            | 29            | 3,242                     | 3,271              | 0.887%         |
| Animal Call                      | 9             | 1,809                     | 1,818              | 0.495%         |
| Citizen Assist                   | 2             | 863                       | 865                | 0.231%         |
| Counter-Crime                    | 132           | 4,114                     | 4,246              | 3.109%         |
| Domestic or Civil Dispute        | 33            | 2,711                     | 2,744              | 1.203%         |
| Drug or Alcohol Crime            | 7             | 323                       | 330                | 2.121%         |
| EMS Assist                       | 7             | 579                       | 586                | 1.195%         |
| Fire Assist                      | 1             | 303                       | 304                | 0.329%         |
| General Service                  | 615           | 30,520                    | 31,135             | 1.975%         |
| Property Crime                   | 308           | 3,610                     | 3,918              | 7.861%         |
| Quality of Life                  | 8             | 1,274                     | 1,282              | 0.624%         |
| Traffic Related (Non-Crash)      | 136           | 16,434                    | 16,570             | 0.821%         |
| Traffic Related (Wreck)          | 86            | 2,123                     | 2,209              | 3.893%         |
| Violent                          | 18            | 963                       | 981                | 1.835%         |
| White Collar Crime               | 32            | 530                       | 562                | 5.694%         |
| <b>Grand Total</b>               | <b>1,423</b>  | <b>69,398</b>             | <b>70,821</b>      | <b>2.009%</b>  |

Addendum to the  
The City of Anderson Police Department Fiscal Year 2016 Annual Report  
Call-for-Service Summary

Below is the breakdown of calls generated between August 12, 2013 & June 30, 2014:

| <b>FISCAL YEAR 2014 CALLS-FOR-SERVICE FOR ZONE 8</b> |             |          |
|--|-------------|----------|
| Citizen  | 475         | 45.849%  |
| Officer  | 561         | 54.151%  |
| <b>Grand Total</b>                                   | <b>1036</b> | 100.000% |

The below stats are the breakdown for the calls-for-service between August 12, 2013 & June 30, 2014. There were 59,316 total CFS during the 323 days that Z8 was in the city.

| <u>Call-for-Service Category</u> | <u>Zone 8</u> | <u>City Excluding Z 8</u> | <u>Grand Total</u> | <u>Zone 8 %</u> |
|----------------------------------|---------------|---------------------------|--------------------|-----------------|
| Alarm                            | 18            | 3,021                     | 3,039              | 0.592%          |
| Animal Call                      | 12            | 1,560                     | 1,572              | 0.763%          |
| Citizen Assist                   | 1             | 752                       | 753                | 0.133%          |
| Counter-Crime                    | 141           | 3,746                     | 3,887              | 3.627%          |
| Domestic or Civil Dispute        | 38            | 2,474                     | 2,512              | 1.513%          |
| Drug or Alcohol Crime            | 6             | 235                       | 241                | 2.490%          |
| EMS Assist                       | 1             | 564                       | 565                | 0.177%          |
| Fire Assist                      | 6             | 392                       | 398                | 1.508%          |
| General Service                  | 404           | 27,193                    | 27,597             | 1.464%          |
| Property Crime                   | 242           | 3,484                     | 3,726              | 6.495%          |
| Quality of Life                  | 9             | 1,094                     | 1,103              | 0.816%          |
| Traffic Related (Non-Crash)      | 66            | 10,450                    | 10,516             | 0.628%          |
| Traffic Related (Wreck)          | 61            | 2,016                     | 2,077              | 2.937%          |
| Violent                          | 19            | 889                       | 908                | 2.093%          |
| White Collar Crime               | 12            | 410                       | 422                | 2.844%          |
| <b>Grand Total</b>               | <b>1,036</b>  | <b>58,280</b>             | <b>59,316</b>      | 1.747%          |

The "Wal-Mart Area" of Highway 28 was annexed as of August 12, 2014. For the entire FY14 the following stats for Z-8 were tallied:

| <u>Zone 8?</u>     | <u>CFS</u>    |                   |              |
|--------------------|---------------|-------------------|--------------|
| Not 8              | 66,392        | Non Z-8, 365 days |              |
| Zone 8             | 1,036         | Zone 8 323 Days   | <b>1.54%</b> |
| <b>Grand Total</b> | <b>67,428</b> | All City 365 days |              |

The below is pro-rated for 323 days:

| <u>Zone 8?</u>     | <u>CFS</u>    | <u>For 323 Days</u> |               |
|--------------------|---------------|---------------------|---------------|
| Not 8              | 58,280        | Non Z-8, 323 days   |               |
| Zone 8             | 1,036         | Zone 8 323 Days     | <b>1.747%</b> |
| <b>Grand Total</b> | <b>59,316</b> | All City 323days    |               |



Addendum to the  
The City of Anderson Police Department Fiscal Year 2016 Annual Report  
Call-for-Service Summary

**FY16 Calls-for-Service by Category and Type**

| Fiscal Year 2016 Calls-for-Service by Category and Type |              |                                     |               |                                     |              |                                     |               |
|---|--------------|-------------------------------------|---------------|-------------------------------------|--------------|-------------------------------------|---------------|
| Call Category by Type and Line Item                     | Total        | Call Category by Type and Line Item | Total         | Call Category by Type and Line Item | Total        | Call Category by Type and Line Item | Total         |
| <b>Alarm</b>  | <b>3,637</b> | <b>EMS Assist (Continued)</b>       |               | <b>General Service (Continued)</b>  |              | <b>Traffic Related (Non-Crash)</b>  | <b>15,152</b> |
| Alarm   | 103          | Child Birth                         | 4             | Missing Persons Rept                | 205          | Assist Motorist                     | 550           |
| Burglar Alarm   | 3,201        | Choking                             | 2             | Missing Persons Technical Rescue    | 2            | Drag Racing                         | 7             |
| Holdup Alarm  | 62           | Diabetes                            | 5             | Need Assistance                     | 12           | Intoxicated Driver                  | 272           |
| Panic Alarm   | 271          | Drowning                            | 3             | Pick Up                             | 3            | Suspicious Vehicle                  | 1,988         |
| <b>Animal Call</b>                                      | <b>1,837</b> | Eye Problems                        | 1             | Pick Up Prisoner                    | 129          | Traffic Stop                        | 12,335        |
| Animal Abuse  | 8            | Fall                                | 42            | Pickens County Transfer             | 1            | <b>Traffic Related (Wreck)</b>      | <b>2,416</b>  |
| Animal Bite   | 5            | Headache                            | 2             | Poss. Mental Subj                   | 1            | Hit & Run                           | 90            |
| Animal Call   | 4            | Overdose                            | 51            | Private Property Tow                | 6            | Hit & Run Just Occ.                 | 110           |
| Animal Complaint City                                   | 1,779        | Psychiatric                         | 237           | Public Works                        | 229          | Hit & Run/Injuries                  | 5             |
| Animal Run At Large                                     | 10           | Seizure                             | 22            | Ride By Area                        | 1            | Hit And Run Report                  | 173           |
| Barking Dog   | 3            | Sick person/Unknown                 | 2             | Training                            | 1            | Wreck                               | 2,030         |
| Cat Trap Needed   | 14           | Stroke                              | 3             | Unlock Door                         | 27           | Wreck w/ Entrapment                 | 8             |
| Injured Animal  | 3            | Tramatic injury                     | 15            | Vehicle Pursuit                     | 22           | <b>Violent</b>                      | <b>884</b>    |
| Large Animal Complaint County                           | 4            | Unconscious                         | 63            | Vehicle Repossession                | 78           | Armed Robbery Delay                 | 5             |
| Owned Animal Run At Large                               | 4            | Unknown Medical Problem             | 80            | Weather Statement                   | 8            | Armed Robbery In Progress           | 1             |
| Owner Turn in Animal                                    | 1            | Unknown Situation                   | 514           | Welfare Check                       | 648          | Armed Robbery Occured               | 14            |
| Vicious Dog   | 2            | <b>Fire Assist</b>                  | <b>289</b>    | Wildlife Transfer                   | 1            | Assault                             | 29            |
| <b>Citizen Assist</b>                                   | <b>883</b>   | Elevator Rescue                     | 1             | <b>Property Crime</b>               | <b>4,120</b> | Assault In Prog.                    | 15            |
| Advisory Call   | 882          | Fire                                | 1             | Auto Break-In In Progress           | 14           | Assault Just Occured                | 171           |
| Well Being Check  | 1            | Fire Alarm                          | 89            | Auto Break-In Just Occured          | 13           | Assault Report                      | 208           |
| <b>Counter-Crime</b>                                    | <b>4,233</b> | Fire Building Collapse              | 4             | Auto Break-In Report                | 356          | Bomb Threat                         | 6             |
| Active Warrant  | 65           | Fire Dumpster                       | 3             | Break In - In Prog.                 | 193          | Car Jacking                         | 1             |
| Assisting Other Agcy                                    | 261          | Fire Electrical                     | 1             | Break-In                            | 39           | Child Abuse                         | 9             |
| Be On The Lookout                                       | 407          | Fire Explosion                      | 1             | Break-In Just Occured               | 38           | Child Abuse Report                  | 13            |
| Check Warrants  | 13           | Fire Fuel Spill                     | 1             | Break-In Report                     | 304          | Fight                               | 36            |
| Police Check Point                                      | 25           | Fire Gas/Propane Leak               | 8             | Gas Drive Off/Just Occ              | 1            | Fight In Progress                   | 127           |
| Serving Warrant   | 382          | Fire Grass Or Woods                 | 10            | Gas Drive Off/Report                | 1            | Fight Report                        | 29            |
| Suspicious Person                                       | 3,078        | Fire Of A Structure                 | 96            | Larceny                             | 52           | Indecent Exp In Prog                | 12            |
| Warrant Served For Other Agenc                          | 2            | Fire Power Line Down                | 14            | Larceny In Prog.                    | 13           | Indecent Exp Just Occ               | 3             |
| <b>Domestic or Civil Dispute</b>                        | <b>3,142</b> | Fire Powerline                      | 9             | Larceny Just Occured                | 115          | Indecent Exposure Rpt               | 6             |
| Civil Dispute   | 375          | Fire Service Call                   | 5             | Larceny Report                      | 954          | Kidnapping Just Occured             | 1             |
| Civil Dispute In Prog                                   | 316          | Fire Structure Commercial           | 1             | Prowler                             | 223          | Kidnapping Report                   | 7             |
| Civil Disturbance                                       | 331          | Fire Suspicious Pkg/Letter          | 1             | Shoplifter In Custody               | 292          | Man With Gun                        | 78            |
| Domestic  | 154          | Fire Trash Can                      | 3             | Shoplifter In Store                 | 241          | Man With Knife Or Sharp Obj         | 4             |
| Domestic Both Parties                                   | 555          | Fire Tree Down                      | 10            | Shoplifter Outside                  | 383          | Rape                                | 7             |
| Domestic Report   | 374          | Fire Trench Collapse                | 1             | Stolen Vehicle                      | 10           | Robbery                             | 5             |
| Domestic Unknown  | 135          | Fire Unknown                        | 10            | Stolen Vehicle In Progress          | 11           | Sexual Assault/Rape                 | 46            |
| Domestic Verbal   | 712          | Fire Vehicle                        | 17            | Stolen Vehicle Just Occured         | 14           | Shooting                            | 5             |
| Domestic Weapons  | 121          | Smoke Odor                          | 3             | Stolen Vehicle Report               | 235          | Shooting With Inj.                  | 10            |
| Stalking  | 1            | <b>General Service</b>              | <b>35,468</b> | Trespassing                         | 247          | Shooting/Stabbing                   | 31            |
| Stalking In Progress                                    | 10           | 911 Hang Up                         | 748           | Vandalism                           | 37           | Stabbing                            | 1             |
| Stalking Report   | 14           | Abbeville Transfer                  | 1             | Vandalism In Prog.                  | 11           | Stabbing Just Occured               | 3             |
| Unlawful Use Of Telephone                               | 44           | All Other                           | 1,388         | Vandalism Just Occ                  | 66           | Stabbing Report                     | 1             |
| <b>Drug or Alcohol Crime</b>                            | <b>270</b>   | Building or Keep Checks             | 29,397        | Vandalism Report                    | 257          | <b>White Collar Crime</b>           | <b>515</b>    |
| Drug Activity   | 181          | Citizen Flag Down                   | 131           | <b>Quality of Life</b>              | <b>1,549</b> | Bad Check                           | 2             |
| Intoxicated Subject                                     | 89           | Danger Caution                      | 1             | Abandoned Vehicle                   | 24           | Breach Of Trust Report              | 70            |
| <b>EMS Assist</b>                                       | <b>1,171</b> | Deliver Message                     | 157           | B & C Violation                     | 46           | Forgery                             | 63            |
| A ddbdominal Pain                                       | 4            | Detention Order                     | 7             | Juvenile Complaint                  | 199          | Forgery In Progress                 | 26            |
| Allergic Reaction                                       | 1            | Escort                              | 492           | Loud Explosion Noise                | 56           | Forgery Report                      | 354           |
| Back Pain   | 5            | Extra Duty                          | 2             | Loud Music                          | 365          |                                     |               |
| Bleeding  | 13           | Followup To Original Case#          | 1,247         | Prostitution Activity               | 2            |                                     |               |
| Breathing Problems                                      | 37           | Found Property                      | 258           | Shooting In Area                    | 380          |                                     |               |
| Burn  | 2            | Funeral Escort                      | 261           | Threats                             | 472          |                                     |               |
| Cardiac Arrest  | 40           | Help/Emergency                      | 1             | Trash In Yard                       | 2            |                                     |               |
| Chest Pain  | 23           | Highway Dept Transfer               | 3             | Unlawful Dumping                    | 3            |                                     |               |
|   |              |                                     |               |                                     |              | <b>Grand Total</b>                  | <b>75,566</b> |