


The City of Anderson Police Department

Mission Statement

The mission of the Anderson City Police Department is to serve the public, protect the innocent, and enforce city, state, and federal statutes within the city limits of Anderson, South Carolina. This is accomplished through a comprehensive Total Quality Management process which emphasizes a team approach geared toward the protection of life, liberty, and property, the preservation of peace, and the prevention of crime. Each operational area - Uniformed Patrol, Community Patrol, Traffic, Detectives, and Vice/Narcotics - will work together in a responsible and professional manner in order to promote an environment in which all citizens will be able to live peacefully, work diligently, enjoy recreational activities, and be safe from threat of harm.



Fiscal Year 2009 Call for Service Summary¹

1. During Fiscal Year 2009 (July 1, 2008 – June 30, 2009)² the City of Anderson Police Department handled 69,389 calls-for-service (CFS), down 1.2% from 70,215 in Fiscal Year 2008.
 - a. Citizen generated CFS were 26,334 in FY09 vs. 25,288 in FY08 (+4.14%)
 - b. Officer-generated CFS were 43,055 in FY09 vs. 44,927 in FY08 (-4.17%).
2. The average number of calls per month was 5,782.42 down 1.18% from 5,851.25 in FY08.
3. The average number of calls per day was 190.11 vs. 191.84 in FY08.
4. Officers investigated or were dispatched to “suspicious persons” 3,868 times, down 8.4% from 4,223 in FY08.
5. Officers were dispatched to 1,252 civil disputes or civil disturbances, up 44 (+3.6%) from 1,208 in FY08.
6. The department was dispatched to 2,104 traffic crashes, up 298 (+16.5%) from 1,806 in FY 2008.
 - a. Accidents were 1,855, up 270 (+17%) from 1,585 FY08.
 - b. Hit & Runs were 249, up 228 (+12.7%) from 221 in FY08.
7. Total traffic stops were 12,298.
 - a. Actual traffic stops were 12,298, up 892 (+7.8%) from 11,406 in FY08.
 - b. Suspicious vehicles were investigated 1,895 times, down 112 (-5.6%) from 2,007 in FY08.
 - c. In addition to the above figures, in FY09, officers made or attempted 511 stops of vehicles suspected of intoxicated driving and assisted motorists 633 times. The FY08 figures were 445 and 693 respectively.
8. For additional statistics see our website at Andersonpd.com.

¹ Unless otherwise noted, call-for-service analysis is based upon Central Dispatch CAD data.

² The yearly information listed in this report will be based upon the fiscal year except as otherwise noted. The Fiscal Year ends June 30. FY09 is from July 1, 2008 – June 30, 2009.

I. City of Anderson Police Department Overview

The City of Anderson Police Department’s jurisdiction serves approximately 26,498 city residents³ within an area that is approximately 15.1 square miles and contains 203 miles of linear roadway on 520 streets and roads. As of June 30, 2009 the department consisted of 94 Sworn Police Officer slots – including two sworn personnel who were assigned to the detention center - and 50 slots for support personnel. Of these 144 personnel, 133 were full time and 11 were part time. (These figures do not include the reserve force.) The police department’s total contribution to the city in cash and in-kind support for FY09 was \$4,888,704, up \$118,728 (+2.49%) from \$4,769,976 in FY08.⁴

The \$4,888,704 consisted of a “hard cash” (budget offsetting) contribution by the department of \$2,643,922 and an in-kind cash, equipment & services contribution valued at \$2,244,782. The *department-generated* portion of the “hard cash” contribution was \$1,946,234. Grant awards contributed an additional \$679,612. Additionally, \$18,076 of extra-duty work was passed through the city, offsetting the overall budget by that amount. For more information concerning the cash and in-kind contributions, please refer to the appendix.

During FY09, personnel of the City of Anderson Police Department handled 69,389 calls-for-service, documented 7,419 incidents⁵ on 6,356 incident reports, responded to 2,104 traffic crashes (1,855 wrecks and 249 hit & runs), made 2,813⁶ criminal charges, wrote 75 parking tickets and issued 8,648 traffic citations⁷.

FY09’s 2,813 criminal charges were filed against 1,588 defendants, roughly 1.77 per perpetrator (a.k.a. “defendant”). The 8,648 traffic charges were levied against 6,461 violators, roughly 1.34 citations per violator. The following table depicts the charges, by type, and the number of defendants by fiscal year since FY04.⁸

Charges by APD Personnel	Criminal			Traffic			Total		
	Charges	Defs	Avg/Def	Charges	Defs	Avg/Def	Charges	Defs	Avg/Def
Fiscal Year 2009	2,813	1,588	1.77	8,648	6,461	1.34	11,461	7,666	1.50
Fiscal Year 2008	2,993	1,672	1.79	10,392	7,437	1.40	13,385	8,598	1.56
Fiscal Year 2007	2,410	1,353	1.78	7,133	5,236	1.36	9,543	6,269	1.52
Fiscal Year 2006	2,748	1,486	1.85	6,654	4,667	1.43	9,402	5,793	1.62
Fiscal Year 2005	2,085	1,224	1.70	6,408	4,463	1.44	8,493	5,347	1.59
Fiscal Year 2004	2,006	1,140	1.76	9,053	6,202	1.46	11,059	7,036	1.57

In fiscal year 2009, compared to fiscal year 2008, calls-for-service decreased 1.2% from 70,215, documented incidents (as federally classified) increased 246 (3.4%) from 7,173, written incident reports increased 8.7% from 5,848, dispatched traffic crashes increased 16.5% from 1,806, criminal charges that were filed by department personnel decreased 6.0% from 2,993, parking tickets issued by departmental personnel decreased 83.4% from 451 and traffic citations decreased 16.8% from 10,392. However, in reference to parking tickets, it should be noted that during FY09, the parking management operations were transferred from the police department to City Hall. City Hall issued 296 parking citations bringing the total for all parking citations issued by personnel of the City of Anderson, Incorporated to 371.

³ Crime in the United States 2008. United States Department of Justice (FBI). Table 8.

⁴ Some financial figures referenced in this report may be un-audited.

⁵ Federal Classification Occurrences reported a maximum of 1x per incident report.

⁶ Includes all criminal charges filed by the City of Anderson Police Department personnel in both City Court and General Sessions Court. Excludes charges filed by non-APD persons or entities.

⁷ Figure for traffic citations includes 12 written by reserve police.

⁸ Data is derived from the City of Anderson Municipal Court “JEMS” Data Base.

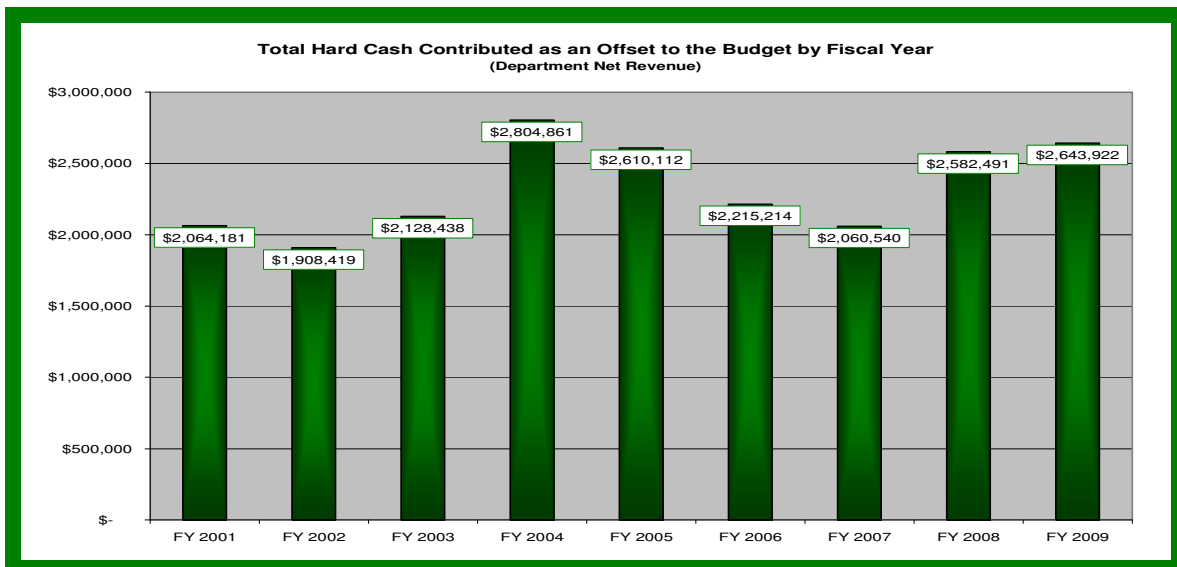
Included within the total number of calls-for-service are specialized teams - including the bomb squad – that were activated a number of times to address potentially dangerous conditions. During FY09 the bomb squad was activated 26 times compared to 37 in FY08, 13 in FY07 and 27 in FY06. The team addressed various threatening situations involving actual, reported or potential threats from explosive devices and/or potentially explosive devices.

The total expense for operating the police department for fiscal year 2009 was \$8,054,689.82 or approximately 83.3 cents per day per city resident. Subtracting the hard cash contribution (\$2,643,922) from the total expense yields a net cost to taxpayers of \$5,410,768 or 55.9 cents per city resident per day. For each \$1 of net cost, the police department provided an additional 41.5 cents of in-kind cash, equipment, and services.⁹ For additional information, please see the appendix.

General Revenue and Personnel

Net Income (“hard-cash”) received in FY 2009 was \$2,643,922. Major revenue-producing areas of the City of Anderson Police Department are defined as *Department-generated* (in-house) and *Grant-generated*. Major sources of department-generated in-house revenue sources are the Federal Inmate Housing Program, Detention Center Phone Fees, Net Criminal Fines, Net Traffic Fines, Towing (and auction) Fees and Forfeited Narcotics Funds. Compared to Fiscal Year 2008, Fiscal Year 2009 total net revenue from all sources increased by \$61,431 (+2.38%).

The here-to-fore two major sources of revenue, the federal jail and budget offsetting grant-revenue, both experienced increases in revenue. Several small categories saw an increase as well. Special Events Permits and Precious Metals Permits are two new categories of revenue that are on the books for the first time in FY09. Though small categories, they produced a combined total of \$1,475 in new revenue. The department received \$68,535 more (+ 11.55%) in grant funding than in FY08. Compared to FY08, on paper, in FY09 the combined net criminal and traffic fines decreased by \$76,659 (-10.2%). However, in FY09 the department began breaking out the Victim Advocates fees retained by the city as part of its net and reporting those fees as a separate line item in the Annual Report. If those fees were added back into the criminal and traffic nets, there would have been an increase of \$16,138 (+2.15%) to net fines. The department plans to continue reporting the Victim Advocate fees as a separate line item in future reports.



⁹ \$2,244,782 total in-kind contribution / \$5,410,768 net cost.

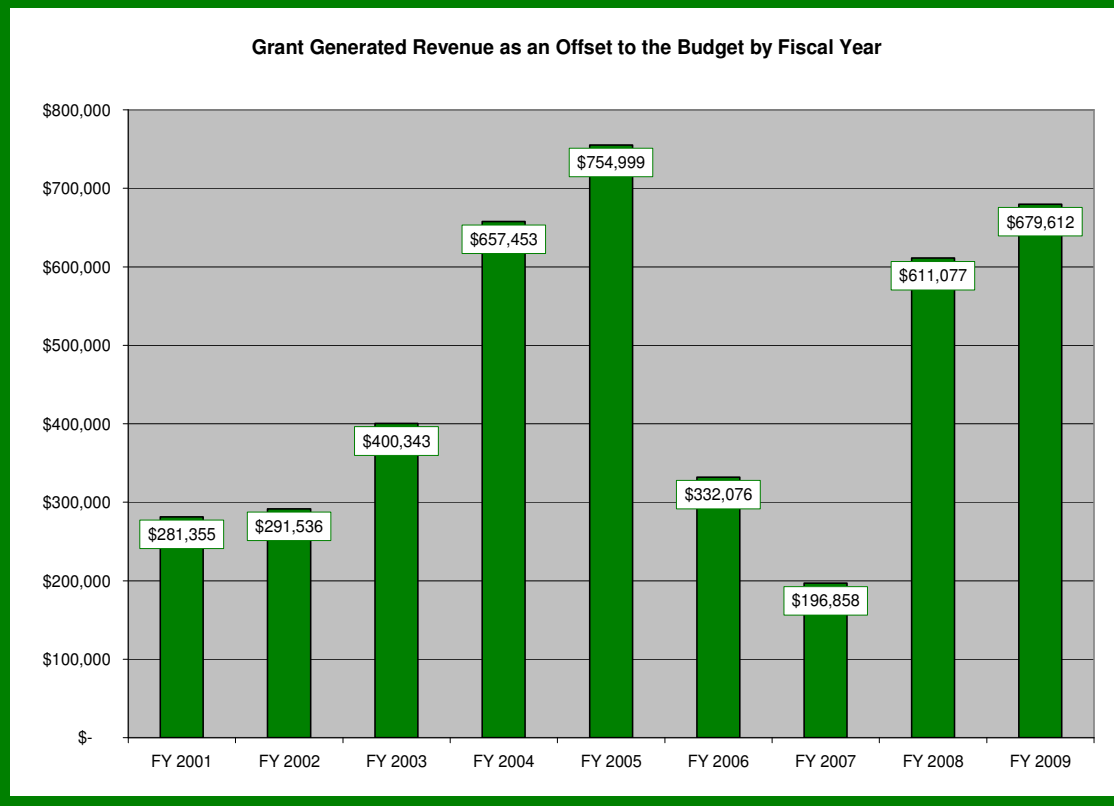
The City of Anderson Police Department Fiscal Year 2009 Annual Report

within the community coupled with a proposed program that when implemented, will lead to a quantifiable improvement in the nature and/or magnitude of the problem as compared to the previous year(s) prior to the grant program being put into practice.

In Fiscal Year 2009 the City of Anderson Police Department’s law enforcement grants produced \$679,612. This is referred to as *grant-generated revenue*. It offsets the overall budget. Grant funding from federal and state sources was higher in Fiscal Year 2009 as compared to most previous years. The following table depicts the various areas wherein the department generated grant revenue to the city during fiscal year 2009:¹¹

United States Department of Justice Grant	\$ 20,792	PSN (1 Investigator FY08)	\$ 58,132
DUI Traffic Grant	\$ 119,375	White Collar Crime Investigator (1 Inv. FY08)	\$ 48,907
HUD (1 Officer Previous Contract Continued)	\$ 31,800	CSI Forensics (2 Investigators FY08)	\$ 162,572
School Resource Officer (1) Alt School	\$ 34,922	Violence Against Women	\$ 33,966
Body Armor Purchase Program	\$ 645	BVP Federal Body Armor Grant	\$ 26,451
Target Corporation Award	\$ 500	CEDAP Direct Acquisition	\$ 16,550
School Dist 5 / SRO (3 in FY06 - FY09)	\$ 125,000		\$ 679,612

Total Grant Generated Revenue for Fiscal Year 2008 was \$679,612.



The City of Anderson Police Department started up two new grant programs in FY09: a DUI Traffic Grant and a Violence Against Women Act Grant. The DUI Grant award consisted of two personnel and the Violence Against Women Grant award consisted of one personnel. Those awards became effective on or about October 1, 2008 and were in effect approximately nine of the twelve months of FY09. Several existing programs were continued.

¹¹ Source: Police Department records. For more information and historical data, refer to appendix.

Officer- Generated Revenue for Fiscal Year 2009

A smaller area of budget-offsetting revenue is Officer-generated revenue. This is extra-duty pay that is run through the city. In some instances, officers work extra duty details under circumstances wherein the payee forwards a check to the city for the services of the officer(s) and the city takes out the necessary deductions & then adds the appropriate funds to the officer’s city paycheck. The expense shows up on the city’s ledger but is offset by the revenue, therefore we report this as offsetting revenue generated by the officers. This type of offsetting revenue for the last three fiscal years is as follows:

Officer-Generated Revenue by Fiscal Year: Extra Duty Run Through City (Unaudited)	
FY07	\$21,100
FY08	\$8,154
FY09	\$18,076

In-Kind Contribution Exceeds \$2,000,000 for Second Year in a Row!

In addition to the direct revenue contribution to the city, the department made additional contributions of an “in-kind” nature totaling \$2,244,782. This was an increase of \$57,297 (+2.62%) over the \$2,187,485 realized in FY08. In-Kind contributions provided by the police department to the community are in the form of revenue, maintenance services, off-duty police officer services, reserve police officer services, fine assessments, and equipment that was seized as a result of being related to illegal drug proceeds. For an itemized explanation of these calculations please refer to the appendix.

In-Kind Cash/Equipment Contributions. The in-kind cash/equipment contribution for Fiscal Year 2008 consists of the following:

- \$6,351 in vending company (Zack’s Vending) fees were collected.
- Criminal and Traffic fine assessments¹² totaled \$785,994
- \$58,637 was the City Garage’s 50% share of the \$117,275 towing and auction proceeds that was split 50-50 with the police department. The department counted its 50% share as a cash contribution and the garage’s share as an in-kind contribution because the tow program requires both the police and garage personnel to operate.

Extra-Duty Employment. According to the City of Anderson Police Department’s General Order Manual, “extra-duty employment” is defined as *any secondary employment that is conditioned upon the actual or potential use of law enforcement powers by the off-duty employee.*¹³ In FY09, approximately 52 officers worked approximately 20 hours per week for a total of 54,080 hours, the equivalent of an additional 24.76 full time officers.¹⁴ The overall value of the

¹² This figure “passes through” the city to the state and as such is not included in the “Department Generated Revenue for Fiscal Year” because it has no net value to the city.

¹³ General Order 1401.

¹⁴ In FY07 the department converted back to a 42-hour work week from a 40-hour work week. Fiscal Year 2006’s calculations were based upon f/t officers working 2,080 hours per year (52X40). In FY06, officers were scheduled 40 per week. Prior to FY06 and after FY06, officers were and are scheduled at 42 per week. Therefore FYs 07 & 08 calculations are based upon f/t officers working 2,184 (52X42) hours per year.

extra-duty police services for FY09 was \$1,004,928, an increase of \$40,007 (+4.1%) over FY 2008. This estimated amount includes the base salary and benefits of employing 24.76 additional officers at the near-starting base rate of \$13/hour. The value of extra duty employment has increased in the last few years due to the increased health care costs and starting pay for officers. Prior to FY06 single-coverage health insurance was calculated at \$256/month per slot compared to \$302/month in FY06. In FY07 and forward, health insurance was estimated to be approximately \$5,000 per officer per year or approximately \$417 per month per officer. Workers' comp calculations were calculated at 5.6% in FYs 2006 and 2007 instead of the usual city-average of 3.6% in previous years. In FY08 and forward the workers' comp figure was calculated at 5.98% of salary.

Reserve Officer / State Constable Program. During FY09, the City of Anderson Police Department's Reserve Force provided 4,683 hours of police services, a decrease of 469.75 from 5,152.75 in FY08. This is equivalent to an additional 2.14 full time officers compared to 2.36 in FY08 and 1.87 in FY07. The total in-kind dollar value of this program to the city in FY09 was \$86,015. For more information on this program please refer to the section titled *Reserve Officer / State Constable Program*.

Detention Center. In addition to the direct revenue contribution to the city, the Detention Center made an additional contribution of an "in-kind" nature totaling \$302,857, an increase of \$34,303 (+12.8%) over \$268,554 in FY08. The FY09 increase was due to increasing the daily average number of inmates on work detail from an average of 10 to an average of 12. In-Kind contributions provided by the Detention Center to the community are in the form of maintenance services (a.k.a. the *Jail Work Program*) that are provided by inmates who are working off their charges in the city jail and by state prisoners who are assigned to the Detention Center to assist with the day-to-day operation of the Detention Center.¹⁵ For more detailed information about the Detention Center, please refer to the City of Anderson Detention Center Fiscal Year 2009 Annual Report.

Jail Work Program. The City of Anderson Detention Center provides necessary general labor services to the city at no charge. Services are performed by inmates who are sentenced for a variety of misdemeanor convictions in City Court. Typical services provided by the work group include general cleaning of city buildings, washing city vehicles, kitchen work, and light landscaping duties on city-owned properties and right-of-ways around town. In FY09, approximately 12 inmates worked eight hours per day for approximately 200 days providing services that were conservatively valued at \$7.50 per hour. In FY08 the figure was approximately 10 per day. The value of these services (base pay + benefits) in FYs 2006 and 2007 was valued at \$154,926, up from \$98,532 in FY05.¹⁶ In FY08 the value was \$172,596. The FY08 increase included an increase in workers' comp costs. In FY09, due to a 20% increase in the average number of inmates on work detail (up two, from 10 to 12) the services were valued at \$206,899.

State Prisoners Assigned to City. In addition to the city's jail work program, three inmates from the South Carolina Department of Corrections are assigned to the City of Anderson Detention Center for the purpose of providing general labor services to the Detention Center. The inmates assigned to the APD worked an average of 56 hours per week during FY09. The value of their services to the city in FY09 was \$95,958, the same as FY08.

¹⁵ For a complete explanation of the value of these services please see appendix.

¹⁶ For a complete explanation of the value of these services please see appendix.

Law Enforcement Personnel

The City of Anderson Police Department consists of six units:

- Patrol Services and Traffic Services Unit (Includes Animal Control)
- Investigative Services Unit
- Special Operations Unit
- Detention Unit
- Administrative Services Unit: Records and Law Enforcement Technical Services
- Support Services Unit: Recruitment, Training and Community Patrol

Sworn Personnel. At the end of FY09, the City of Anderson Police Department consisted of 94 budgeted-sworn positions assigned as follows:

	Chief	Captain	Lieutenant	Sergeant	Officers	Vacancy
Patrol Services	1	1				
Patrol A Shift			1	2	7	1
Patrol B Shift			1	2	8	
Patrol C Shift			1	2	9	
Patrol D Shift			1	1	9	1
Patrol Traffic					4	
Patrol Admin				1		
Detention		1	1			
Investigations		1	1	2	7	1
Special Operations		1	1	3	7	
Support Services		1	1	1	6	1
Evidence					1	
Administration		1	1	1	1	
Sub Total	1	6	9	15	59	4
Grand Total	<u>94</u>					

Civilian Personnel. The 50 non-sworn members who make up the support staff for the certified officers are employed in specialized functions that are essential to the department in order for it to successfully conduct its daily business efficiently. Civilian personnel are utilized in areas where direct law enforcement action is not required. They are assigned duties that support key aspects of the law enforcement profession. Such duties include maintaining criminal intelligence files, data processing, record keeping, organizational planning and operating the jail.¹⁷

The two Victims' Advocates are funded by state mandated assessments on fines collected in the City of Anderson. Therefore, the cost of maintaining these positions has no actual impact upon the general fund of the city. The Victims' Advocates provide counseling to

¹⁷ For information concerning the duties of Booking Officers, Jailers and Transport Officers please refer to the City of Anderson Detention Center Fiscal year 2006 Annual Report.

The City of Anderson Police Department Fiscal Year 2009 Annual Report

individuals who have been traumatized by crime and ensures that victims are regularly updated on the status of cases that are pending against the persons who have victimized them.

The Animal Control Officer picks up hundreds of animals each year and transports those animals to the Anderson County Animal Shelter where they are humanely cared for until a final home can be found for them.

The secretarial staff provides support to all divisions including the Detention Center. The three (3) personnel listed for the Administration Unit for FY09 includes a slot which includes one (1) personnel who provides secretarial services for the Detention Center.

Part-time medical personnel are assigned to the detention center to ensure that inmates receive proper medical care. The medical personnel, along with booking officers, jailers, “floaters” and transport personnel, ensure that inmates are properly cared for while being securely maintained in our inmate housing facility.

Crossing Guards are an integral and invaluable part of the Department. These personnel are temporarily employed throughout the school year to ensure that school areas are safe for all commuters, including both drivers and walkers. These positions are part-time and the hours are usually immediately prior to or after the beginning and/or dismissal of their assigned school. Their primary duties include - first and foremost – making sure that children behave in a safe and practical manner while arriving at or exiting from school and crossing roadways. They also assist in traffic management by providing a safe and convenient passageway for motorized traffic through the school zones.

The following table is a summary of the respective assignments of the department’s civilian personnel.

City of Anderson Police Department Civilian Personnel (FY09)														
	Lieutenant	Sergeant	Detention Officers	Detention Off. Vacancy	Transport	Victim's Advo.	Animal Control	Payroll	L. E. Tech Services	Receptionist (Temp)	Front Office Supervisor	Secretaries	Crossing Guards (p/t)	Medical Staff (p/t)
Detention Supervisor	1													
Detention Team 1		1	5											
Detention Team 2		1	5											
Detention Team 3		1	4	1										
Detention Team 4		1	4	1										
Detention Team 5					3									1
Vacancy (Det. Tm. 5)														1
Investigations						2								
Administration									1	1	1	4		
Support Services								1					9	
Patrol Services							1							
Sub Total	1	4	18	2	3	2	1	1	1	1	1	4	9	2
Grand Total	50													

The Office of Professional Standards (“Internal Affairs”).

The series of City of Anderson Police Department *General Orders* that applies to Internal Affairs is the 1800 series. According to General Order 1801:

The policy of the City of Anderson Police Department is to ensure that integrity is maintained through an internal system where objectivity, fairness, and justice are assured by intensive and impartial investigation and review to clear the innocent, establish guilt of wrongdoers, and facilitate fair, suitable, and consistent disciplinary action. All Internal Affairs policies and procedures apply to all members of the City of Anderson Police Department - sworn, non-sworn, reserve, volunteer, or interns, etc - who have a professional relationship with the department.

A proper understanding of what constitutes a valid complaint is essential to start the entire complaint and administrative investigation process. The person receiving a complaint must have a full and complete understanding of what is or is not a valid complaint. Without the essential foundation the entire process is curtailed at the very beginning and the system fails to adequately hold individual employees accountable for not initiating the proper procedures of complaint acceptance.

In order to facilitate citizens who desire to initiate a complaint, the protocol for contacting the I/A Coordinator is detailed on our website at www.andersonpd.com. Citizens may also either call the main line to the City of Anderson Police Department or contact the I/A coordinator directly by phone. In summary, a complaint can be filed with Internal Affairs in the following ways:

A citizen may elect to go to the Anderson Police Department and request to speak with an internal affairs investigator or the shift supervisor.

Call the Internal Affairs Office at 864-231-2288.

Write a letter to the attention of either the Chief of Police or the Internal Affairs Division at the Anderson Police Department, 401 South Main Street, Anderson, SC 29624.

Use of Force. In addition to citizen complaints, the I/A Coordinator also tracks “Use of Force” statistics. The following table is the Internal Affairs Coordinator’s summary for FY09.

The City of Anderson Police Department Fiscal Year 2009 Annual Report

Fiscal Year 2009 Internal Affairs Report				
1	Complaints Per Number of Contacts Made.			
	Calls for Service	69,289		
	Contacts Made	173,223 (estimated*)		
	Complaints	51	0.029%	29/100,000
	a. Unfounded	8	0.005%	5/100,000
	b. Exonerated	17	0.010%	10/100,000
	c. Not Sustained	6	0.003%	3/100,000
	d. Sustained	17	0.010%	10/100,000
	e. Pending (as of June 30)	3	0.002%	2/100,000
*This is based on 2.5 numbers of people officers make contact with on any given call. 2.5 was the general consensus of Anderson Police Officers.				
2	Use of Force Based on the Number of Arrests.			
	Total number of Arrests	3,253		
	Total Uses of Force	91	2.80%	28/1,000
	a. Physical	30	0.92%	92/10,000
	b. Taser	55	1.69%	169/10,000
	c. Chemical	0	0.00%	N/A
	d. Impact	2	0.06%	6/10,000
	e. Firearm	2	(NOT FIRED)	
	f. K-9	2	0.06%	6/10,000
3	Vehicle Pursuits Based on the Number of Traffic Stops.			
	Total Number of Stops	12,298		
	Total Number of Pursuits	30	0.24%	24/10,000
	a. Police Accidents*	2	0.02%	2/10,000
	b. Offender Accidents	10	0.08%	8/10,000
	c. Injuries**	6	0.05%	5/10,000
*Police Accidents Involved in vehicle pursuits				
**Injuries involved in offender / police involved in pursuits				
4	Vehicle Pursuits Ending in Crashes and/or Injuries Based on the Number of Pursuits.			
	Total Number of Pursuits	30		
	a. Police Accidents	2	6.67%	1/15
	b. Offender Accidents	10	33.33%	1/3
	c. Injuries	6	20.00%	1/5

II. Major Accomplishments

The Five-Year Strategic Plan

Purpose. The City of Anderson Police Department is the most visible component of local government and by most peoples' accounts has the most impact on the daily lives of the people who live in and visit our community. For many years this department has played a leading role in city government and in the law enforcement profession. The department's management personnel are committed to this role. We believe that by developing and following a solid *Strategic Plan* we will establish our roadmap for success which will enable us to successfully move forward into the future. Therefore, the City of Anderson Police Department has developed a multi-year Strategic Plan which will provide guidance to the department as it transitions into the 21st century. Most people in academia recommend that a strategic plan project forward between three and five years. Because of the rapidly changing issues that we face today, the Anderson Police Department Strategic Plan extends five years out.

A Strategic Plan is a *blueprint* that enables an organization to build and develop its business response to the needs of its market place in an effort to meet the challenges of the future. Further, it is also a process by which an organization's vision, goals, and objectives (means for achieving goals) are defined, implemented, evaluated, and updated on a continual basis as a means for helping the organization to adapt and thrive in an ever-changing environment. Strategic Planning is sometimes referred to as *Long-Range Planning*, *Five Year Plans* or *Ten Year plans*. All of those labels refer to basically the same concept.

The Strategic Plan of the City of Anderson Police Department is a process for leading, guiding, focusing and directing the agency toward achieving its ultimate mission. This Long-Range planning process is indispensable for ensuring that the department's efforts, resources, and attention are managed at the appropriate levels to meet the needs of the Greater-Anderson community and to avoid the risks associated with becoming stretched too thin as the department attempts to address the ever-increasing multitude of issues that impact our ability to achieve the mission. A policing agency that merely stays focused on day-to-day concerns becomes totally reactive and tends to stifle creativity and innovation -- the very characteristics needed by a modern policing agency.

In March of 2007, the executive staff met to perform a situational assessment of our current environment and evaluate the organization's strengths, weaknesses, opportunities and threats. Out of this analysis came the development of the department's goals and objectives.

In order to achieve the desired goals and objectives, detailed strategies have been established to provide benchmarks on the road to goal-attainment. While input was sought from every member of the department, these strategies are not to be considered all encompassing. The fluidity of modern public safety necessitates frequent review and update.

With more responsibility comes more accountability. This program ensures that division supervisors are knowledgeable about the problems in their areas, develop effective working strategies to address these problems, and are constantly developing internal and external partnerships to eliminate the crime problems in their areas of responsibility and/or expertise. Technology provides the key change in the way that we do business.

While we have a good technological infrastructure, we must learn to use our data in order to make both routine and critical decisions on resource deployment, crime fighting strategies and community enhancement. During the years covered by this plan, we will be using our technology to streamline our administrative functions and allow us to share information rapidly so that crime suppression activities may be used in a timely fashion.

Training will also be a mainstay of our agenda for this plan. We will continue to hire new personnel and provide them with all of the tools and skills necessary for a complex profession. Training, however, will not just focus on the new employee. It will be our goal to improve the skill level of all of our employees.

The two major accomplishments under the five-year-strategic-plan for fiscal year 2009 were (1) continuing to aggressively pursue grant funding to subsidize programs to suppress violent crime and traffic crashes and (2) finalizing the restructuring process of the Detention Unit by adding rank structure to its organization. A summary of these two accomplishments is as follows:

1. In Fiscal Year 2009, the City of Anderson Police Department's law enforcement grants offset the overall budget by \$679,612. In the annual report this is referred to as grant-generated revenue. Federal grant funding subsidized the following programs:

- Street Level Criminal Apprehension (Overtime)
- DUI Traffic Grant – 2 Personnel
- Project Safe Neighborhood – 1 Personnel
- White Collar Crime Investigator – 1 Personnel
- Violence Against Women Investigator – 1 Personnel
- Crime Scene Investigators – 2 Personnel

In addition to the above grant-funded personnel, several additional personnel are subsidized through community partnerships. These programs are included in the total reported for grant programs and include:

- HUD Officer for Public Housing– 1 Personnel
- School Resource Officer Program – 4 Personnel

Equipment only awards or reimbursements:

- The department received reimbursement from the Federal Bullet-Proof Vest Program for body armor purchases dating back a few years.

- Direct Acquisition of some specialized camera equipment

For more information on the City of Anderson Police Department's grant programs go to www.andersonpd.com.

2. Subsequent to the Detention Unit restructuring to become a stand-alone unit in FY08, in FY09, a rank structure was established for the unit.

Beginning in the summer of 2006, the department began to reorganize the Detention Center by placing a supervisor on each shift, thereby relieving the patrol commanders of the responsibility of managing the day-to-day operations of the jail.

Also, one additional detention officer was hired for each of the detention shifts. This increased the staff level in detention from four per shift to six per shift for four shifts, for a total addition of eight personnel. A full time manager/administrator was also appointed to oversee the executive aspects of the Detention Center.

Fiscal Year 2007 began a new era for the City of Anderson Police Department's Detention Center. Throughout the history of the police department, the detention facility has been wholly supported and supervised by the Uniform Patrol Division. Through a diligent team effort, the Detention Center was re-organized into a stand-alone unit within the Police Department. This achievement was the result of careful planning and implementation.

In Fiscal Year 2008, two of the four sergeants slots which were moved into the Detention Center were transferred back into law enforcement activities and utilized toward the implementation of a Warrant Service Unit. The creation of a Warrant Service Unit has improved the safety of the public in the city of Anderson.

The Detention Center is now a "stand alone unit" with regard to daily operations, staffing and administration within the City of Anderson Police Department. This reorganization has proven to be a more efficient and effective distribution of the entire City of Anderson Police Department's human resources. Ultimately, this restructuring was implemented to better serve the citizens of Anderson.

The remaining two sergeant positions in the Detention Center were transferred back into law enforcement activities under the Patrol Division in Fiscal Year 2009. Removing the four sworn sergeant positions allowed the Captain of the Detention Center to promote a detention officer to lieutenant and four detention officers to sergeant. The promotional process (Detention Officer I, II, and supervisory positions) was reformed to allow for internal promotions. Thus replacing the four promoted detention officers with additional entry-level detention officers, increasing the number of detention staff from 31 in Fiscal Year 2008 to 32 in Fiscal Year 2009. Included in the total number of detention personnel, added in Fiscal Year 2009 was an additional part-time medical staff.

The second area targeted for improvement was reorganization which allowed for line detention officers to move into areas of supervisory roles. Initially, Police Sergeants were selected to lead each detention shift. Police Sergeants were selected to supervise shifts in order to relieve the Uniform Patrol supervisors of the responsibility for supervising the shift-based units of detention officers. This, however, was a temporary plan. In early 2008, the first of the Police Sergeants were redeployed from managing detention officers and placed back into a direct law enforcement role. Subsequently, line detention officers were selected to replace the Police Sergeants and began to command individual detention units. This allowed detention officers an opportunity to advance into supervisory roles where there was no prospect before.

Additional progress has been made toward achieving the following sub-goals contained in the five-year strategic plan in the following areas:

Goal 1 - Facilitate crime and traffic accident prevention and reduction through proactive problem solving strategies and community partnerships.

The milestones reached during FY09 toward achieving this goal were:

Fiscal Year 2009 was the first entire fiscal year that the City of Anderson Police Department had a warrant unit. The Warrant Unit tracks down offenders in and around the City of Anderson, arrests those people and serves the outstanding warrants that have been signed against them.

During FY09, the Warrant Unit attempted a total of 3,972 City of Anderson warrants and actually served 2,158 City of Anderson warrants. Of the 2,158 City of Anderson warrants that were served, 623 were for “State” (General Sessions) charges. In addition to those stats, 466 county warrants were served and 80 felony warrants were served by the United States Marshall’s Task Force, a Multi-Jurisdictional Task Force which includes an officer of the City of Anderson Police Department’s Warrant Unit. The aggregate number of persons arrested was 1,429.

As of June 30, 2008, there were 7,186 warrants on file. On June 30, 2009, there were 6,639. During FY09 there were 1,545 new warrants generated, yet the overall total decreased. During previous years, the “warrants-on-hand” had increased yearly. The decrease of 547 during FY09 was the first major decrease the department has experienced since we began keeping records and was due to the warrant detail activity. Indeed, fiscal year 2009, was the first year that we are aware of wherein more warrants were served than were generated, resulting in a net decrease in the balance of warrants on hand at the end of the year.

The Warrant Service Program contributes directly toward achieving peace, good order and harmony in the community by removing offenders from the streets and limiting their opportunities to further their unlawful ambitions.

Goal 2 - Restructuring the Department and building organizational capacity to support the reduction of crime and disorder.

The milestones reached during FY09 toward achieving this goal were:

The Detention Facility has added rank structure to its management and supervision completing its reorganization as a “stand alone unit”. The staffing levels have been appropriately adjusted to meet the population demands of the facility.

The department enhanced its capacity of human resources and financial management to support line operations by developing a budget replacement plan for Patrol and capital equipment¹⁸, developing a budget for the Narcotics/Vice Unit, K-9 Unit, Forensic/Evidence Unit, Training, S.W.A.T. and the Bomb Squad.

The department enhanced employee performance, supervision, leadership and management capabilities through training and accountability. Officer/supervisor evaluation training was enhanced. Emphasis was placed upon rewarding high performance and managerial accountability through modern management practices.

¹⁸ Capital Equipment - to include vehicles, Ballistic Vests, Patrol Rifles, vehicle video cameras, vehicle laptops, tasers, radar units

Goal 3- Enhancing police professionalism and community trust through accountability, performance measures, training, recruiting, and adoption of modern police practices.

The milestones reached during FY09 toward achieving this goal were:

Police Conduct. According to Internal Affairs reports, for FY09, only a very minuscule percentage of people that our officers had a social interaction with during the fiscal year actually filed a complaint. Out of 69,289 service calls and an estimated 173,223 personal encounters with the public, there were only 51 complaints filed with I/A. That is roughly 29 complaints per 100,000 individual contacts. Of the 51 complaints, eight were determined to be unfounded, 17 were exonerated, six were not sustained and three were left pending as of the end of the fiscal year. As of June 30, 2009, for the fiscal year, only 17 complaints had been determined to be sustained for the fiscal year - roughly 10 per 100,000 contacts. As a comparison, for the same period of time (FY09) there were 3 murders and 189 violent crimes documented in the city resulting in a murder rate of 11.3 per 100,000 residents and a violent crime rate of 713.3 per 100,000 residents.

Training & Development. In addition to skill enhancement and mandated training, our continuous training plan will focus on four areas: diversity, problem solving, ethics/integrity/respect, and leadership. While some of these topics will have specialized courses, others will be ingrained into every training course offered. We believe that through effective training of police personnel we can achieve a major improvement in both the quality of police service and the quality of life for residents in Anderson, South Carolina.

Recruitment and hiring. The department recruited, trained, and retained qualified, experienced and service-oriented people by developing a Training and Recruiting Unit under Support Services. The department assigned a full-time recruiting officer to recruit qualified personnel. Minorities and women were recruited and hired.

Continuous Improvement. Finally, the fitness center was relocated to the city's new Municipal Business Center two blocks from the PD, almost tripling the size of the facility and more than doubling the amount of exercise equipment available. The facility is now open to the nearly 450 personnel employed in all 11 Divisions of the City of Anderson, Incorporated.

Goal 4- Acquiring modern technology, information management, and infrastructure that supports organizational goals and objectives.

The milestones reached during FY09 toward achieving this goal were:

During the last few years the integration of police department information systems has improved significantly. The agency now participates in the South Carolina Information Exchange (SCIEX), the Law Enforcement Messaging Switcher (LEMS), the electronic version of the South Carolina Incident Based Reporting System (SCIBRS) through SLED, the DMV Online, the Internet Crimes against Children (ICAC) program, and SLED's Violent Crime and Gang Database. Technology has been acquired to improve service delivery. One of the biggest technological leaps the agency has made in the last two years is in Crime Scene Investigative (CSI) personnel, training and equipment.

During September 2008, the department received approximately \$18,852 in Forensics Computer Equipment pursuant to its year one C.S.I. Unit Grant Award. This equipment was up and running almost immediately. The Computer Forensics Laboratory is used to investigate and analyze computer related digital evidence for all types of technology related crimes. It consists of a fully functional system capable of investigating and analyzing computer related incidents and digital data. The "Cyber-Lab" is a sub-component of the City of Anderson Police Department's new Crime Scene Investigative Forensics Program which was made possible by grant number 1G07017 through the South Department of Public Safety.

Daily Operations, Crime Suppression and Traffic Crash Reduction

The City of Anderson has decreased its violent crime rate since the mid-nineties and is currently enacting programs expected to decrease traffic accidents. The department divides the city into six patrol zones that substantially coincide with the individual wards. The zones are different sizes, with zones three and four being the smallest. Zones one and six are the largest. The zones are substantially the same as the political subdivisions of the city (wards).

The following sections detail public safety in the city as it pertains to (1) crime and (2) traffic accidents. An attempt is made to detail the major criminal activity and explain the frequency of the activity.

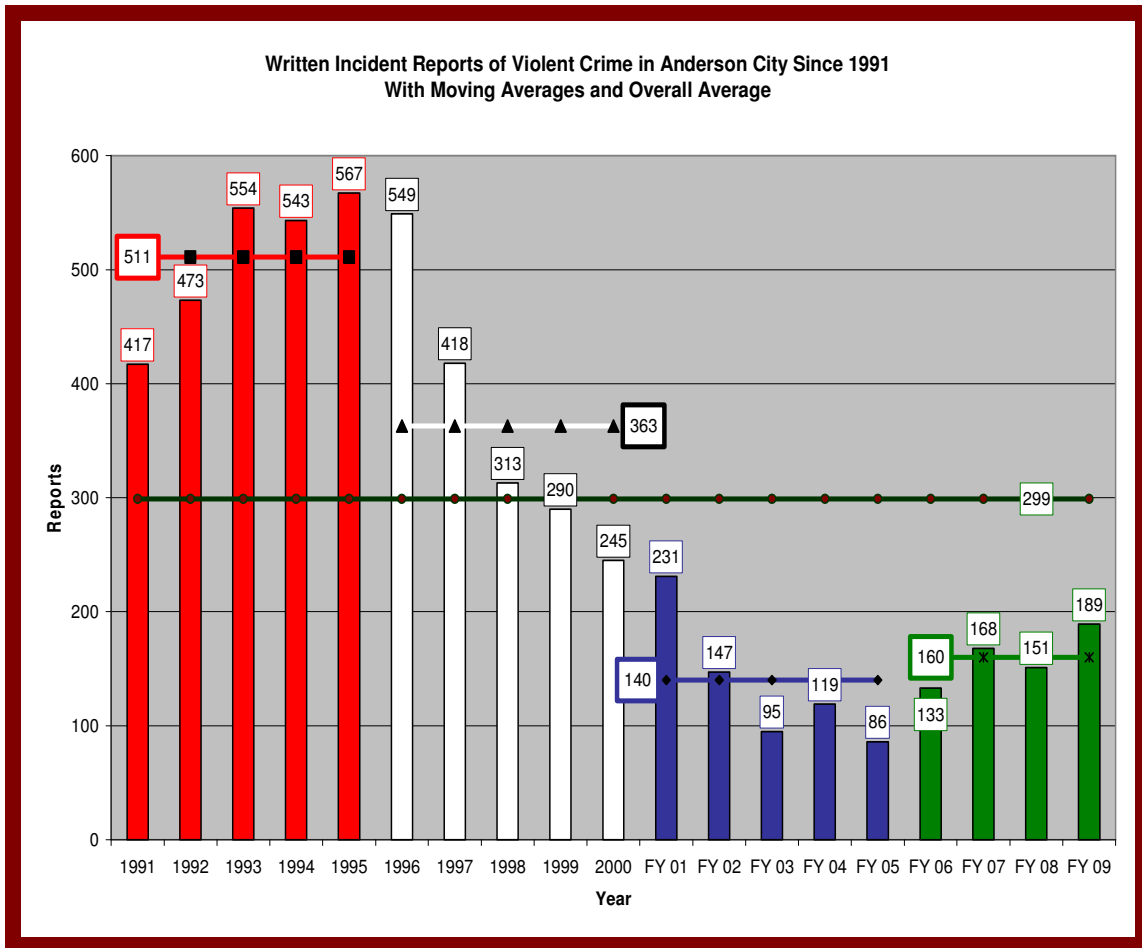
A Significant Decrease in Violent Crime Since 1991

Uniform Crime Report (UCR) Violent Crime. The City of Anderson Police Department tracks major violent crimes and major property crimes. Our overall measurement of safety within the City of Anderson is the measurement of the following major violent crime: Murder, Robbery, Rape and Aggravated Assault. The figures contained in this section of the annual report are comparable to the City of Anderson from year to year and across years. In other words, the same type of crimes have been measured either by counting reports by hand prior through approximately Fiscal Year 2004 or pulling the data electronically for the last few years. However, the department's internal figures for the federal classifications as compiled by the United States Department of Justice for some crimes are somewhat different, especially for Aggravated Assault.

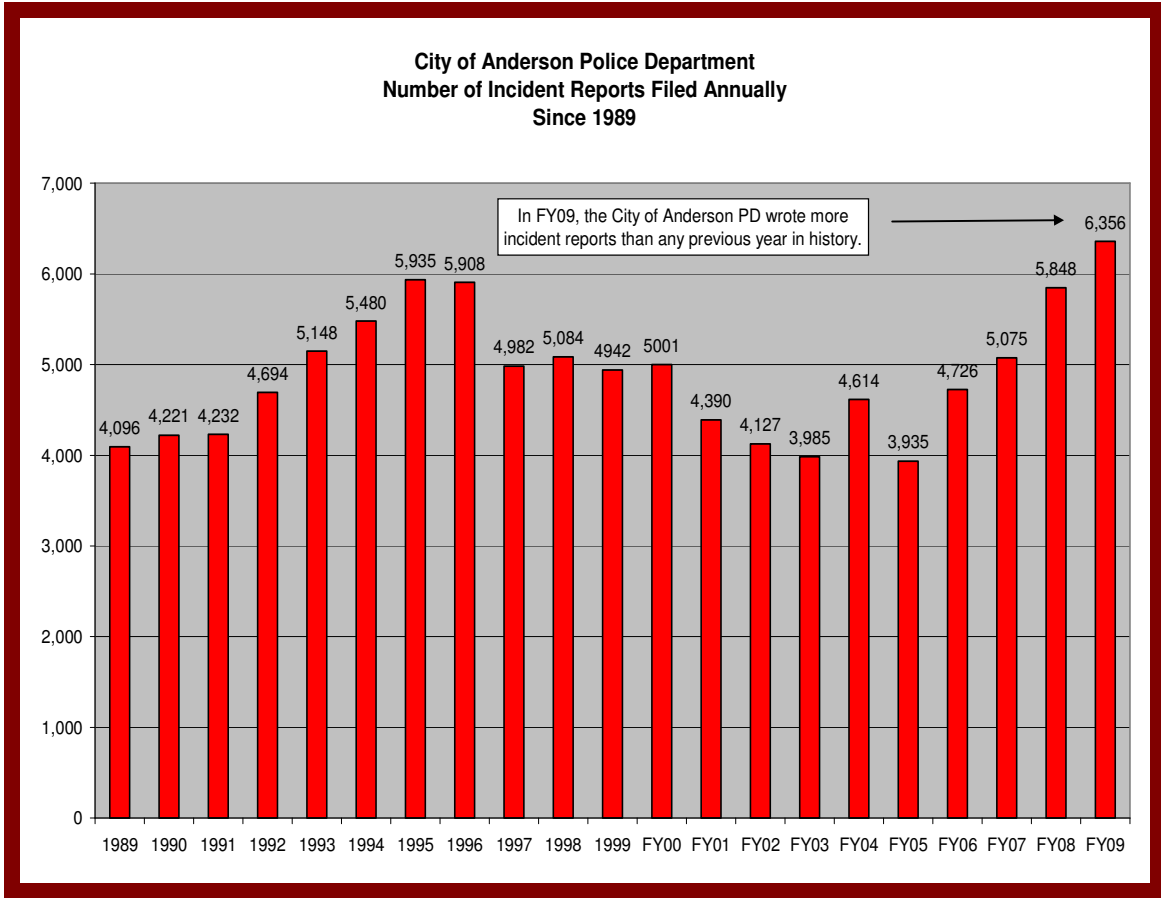
In the FBI's Uniform Crime Reporting (UCR) Program, violent crime index is composed of four offenses: murder and nonnegligent manslaughter, forcible rape, robbery, and aggravated assault. Violent crimes are defined in the UCR Program as those offenses which involve force or threat of force. For the most part the City of Anderson Police Department measures our major classifications in the same way except for aggravated assault. The City of Anderson Police Department has always limited its count of aggravated assaults to *Assault & Battery of a High and Aggravated Nature, Assault with Intent to Kill* and *Criminal Domestic Violence of a High & Aggravated Nature* because these type assaults are the ones that include serious circumstances. The Feds include additional assaults in their classifications. Therefore, the federal classifications should be used when comparing the City of Anderson's crime counts and crime rates to the national, regional, state or county averages or to other areas and our counts limited to serious assaults should be utilized when tracking our crime counts and crime rates over time.

Caution against ranking. Each year when the federal data is published, some entities use reported figures to compile rankings of cities and counties. These rough rankings provide no insight into the numerous variables that mold crime in a particular town, city, county, state, or region. Consequently, they lead to simplistic and/or incomplete analyses that often create misleading perceptions adversely affecting communities and their residents. Valid assessments are possible only with careful study and analysis of the range of unique conditions affecting each local law enforcement jurisdiction. *The data user is, therefore, cautioned against comparing statistical data of individual reporting units from cities, metropolitan areas, states, or colleges or universities solely on the basis of their population coverage or student enrollment.*

City of Anderson’s crime reports. The overall average number of yearly violent crime reports for the 19-year period ending with FY09 was 299 with a standard deviation of 174.21. (The median was 245.) Calendar Year 1995 was the worst year on record for overall violent crime in Anderson City. During CY95 there were 567 written reports of violent crime in Anderson City as compared to the best year – Fiscal Year 2005 – with 86. For the eight consecutive years ending with FY03, crimes of confrontation decreased yearly and substantially in Anderson. A slight spike occurred in FY04 followed by another dip in FY05. After two successive years of increased violent crime counts, FY08 experienced a decrease.



Fiscal Year 2005 was the first complete fiscal year that the department had its South Carolina Incident Based Reporting System “up-and-running”. This system allows a substantially increased amount of information to be electronically entered onto reports than the previous hand-written procedures utilized by the department. Prior years required “hand-counting” hard copies maintained in notebooks. We believe the electronic system has present as well as historical integrity and that the violent crime figures reported from the system are compatible with SLED’s reported format from previous years. For that reason, the FY06 (and forward) annual report data can be accurately compared to previous years. The following chart represents the department’s production of incident reports since Calendar Year 1989. As depicted, during FY09 the City of Anderson Police Department produced a record number of incident reports.

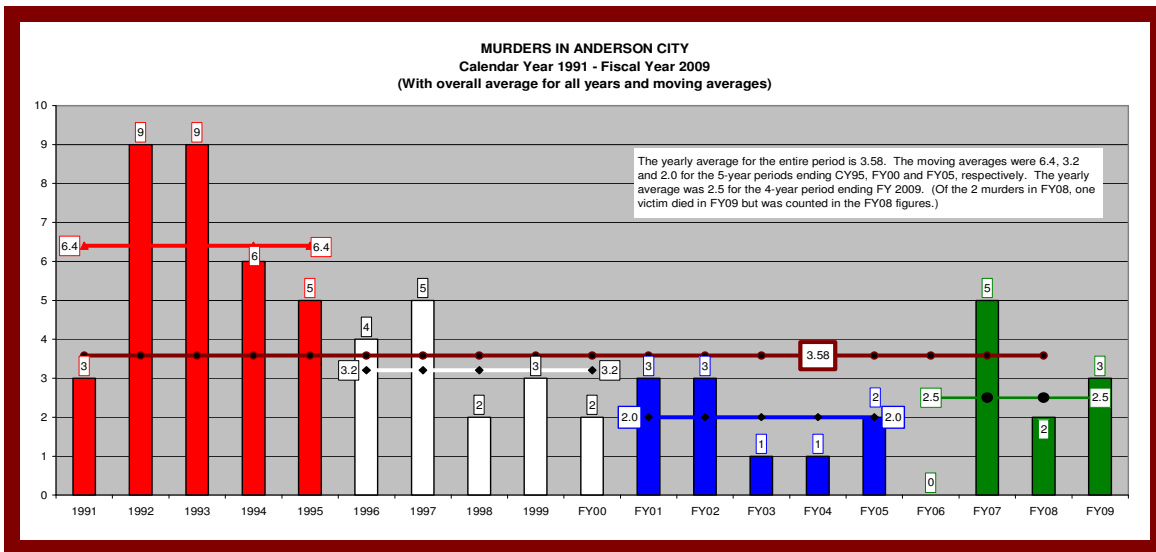


The 6,356 incidents reports listed for FY09 contained a total of 7,419 occurrences of 61 different federal classifications of events. Those federal classifications entailed 317 State and/or City Statutes which occurred a total of 8,094 times. The appendix contains a complete listing of the federal classifications, state statutes involved and the zones from which the reports were written. The 6,356 written incident reports listed by zones are as follows:

<u>Zone</u>	<u>Total</u>	<u>Percent</u>
1	1210	19.04%
2	803	12.63%
3	1589	25.00%
4	757	11.91%
5	834	13.12%
6	1036	16.30%
Not Listed	127	2.00%
	6356	100.00%

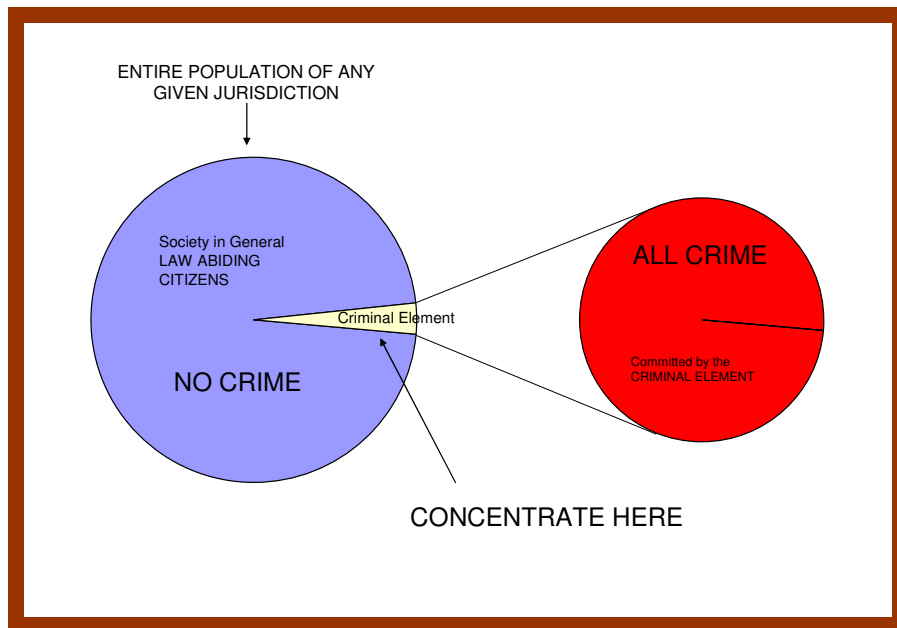
The murder rate for the City of Anderson has decreased substantially since it peaked at nine per year in 1992 and 1993. The change in the murder rate for the City of Anderson has shown a change which corresponds with that of the overall violent crime rate. The following chart depicts the yearly number of murders in Anderson City for the 19-year period ending with FY09, the overall average, and four moving averages.

The City of Anderson Police Department Fiscal Year 2009 Annual Report



The City of Anderson Police Department routinely analyzes criminal activity and crime rates to understand the crime trends for particular areas. Special attention is given to reports of violent crime, drugs, and illegal weapons because previous research has established a nexus among these criminal components and also between these crimes and other types of criminal activity, both violent and non-violent¹⁹. This form of crime analysis is part of the basis for the current focus of the *Street Level Apprehension Program*. This program has resulted in the arrest of hundreds of criminal offenders since the spring of 1997 and the violent crime rate in the City of Anderson has shown a decrease during the same period.

The premises behind the City of Anderson Police Department’s programs to control violent crime are (1) violent crime is controllable and (2) decreasing violent crime in a particular environment can be achieved through (a) modifying the environment by limiting the opportunities for people to commit crime, and/or (b) pro-actively arresting, convicting, and incarcerating offenders, thereby removing the perpetrators of crime from the environment. The following illustration depicts the City of Anderson Police Department’s model for its crime-control programs:

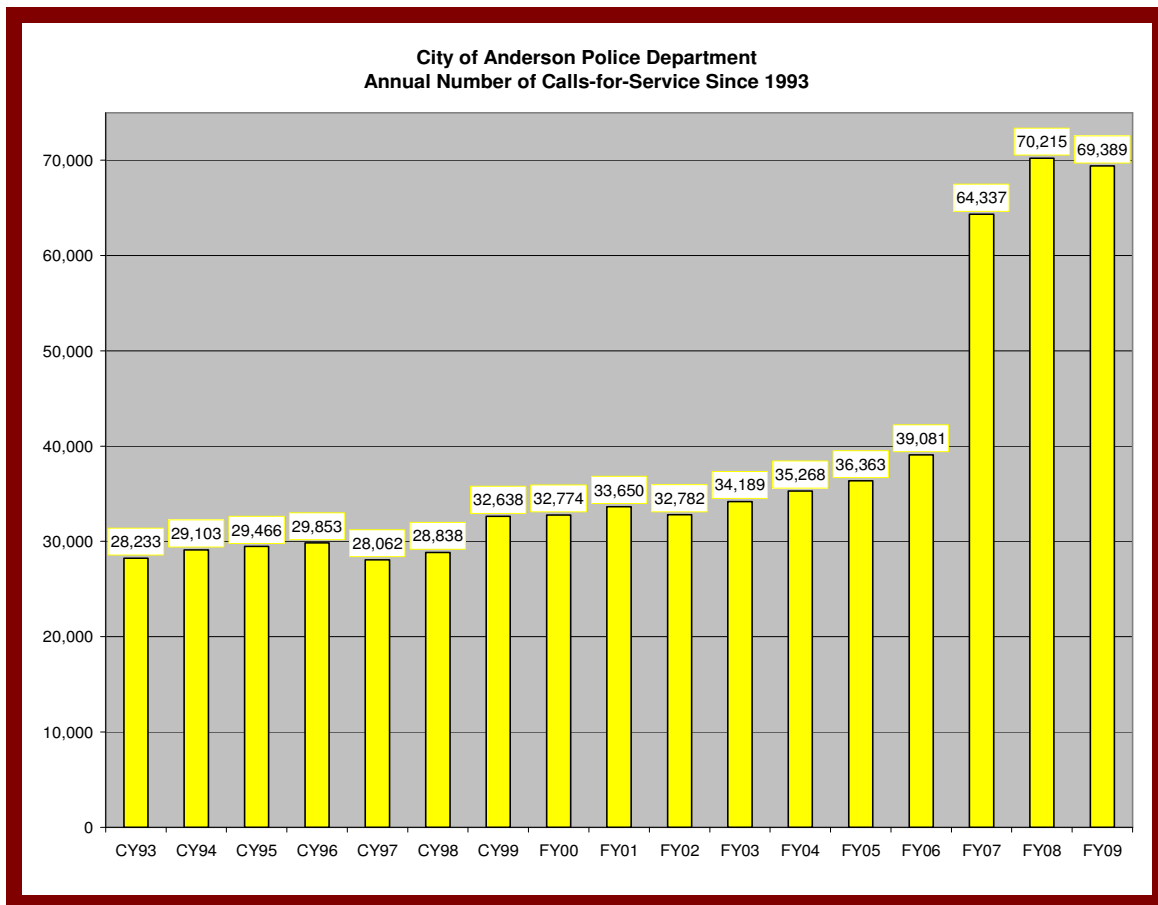


¹⁹ Research indicates that illegal weapons, drugs, and violent crime are correlated. In addition, these types of crimes occur disproportionately in conjunction with many other types of crime(s). Additionally, the primary nexus is drugs which seem to be correlated with more crimes more than any other single correlate.

Calls-for-Service. Since CY93, calls-for-service activity has shown an increase almost every year. The City of Anderson has a 100% response policy. In essence, every call for police service(s) results in a personal contact between an officer and a complainant unless the complainant specifies to the dispatcher that they prefer otherwise. By and large, the citizens of Anderson City are comfortable calling on the police department to report actual or potential criminal activity. In fiscal year 2009, many calls to the police were the result of citizens who have seen an advantage to stepping up their efforts in helping police by reporting suspicious activity.

The call-for-service analysis is based upon data that is electronically downloaded from Anderson County’s Central Dispatch. Every service-activity by an officer is considered a call-for-service, whether citizen generated or officer generated. In previous years’ annual reports, calls-for-service with a dispatch-to-on-scene time of 0:00 were considered officer-generated. (An example of an officer generated call-for-service would be a traffic stop.) Calls-for-service with a dispatch-to-on-scene time of 0:01 (1 second) and greater were considered citizen-generated. Examples of Officer-Generated Calls are keep checks, building checks and car stops. The electronic data received from Central Dispatch for FY09 included designations indicating the type of origination and that data was taken into consideration in the preparation of this report.

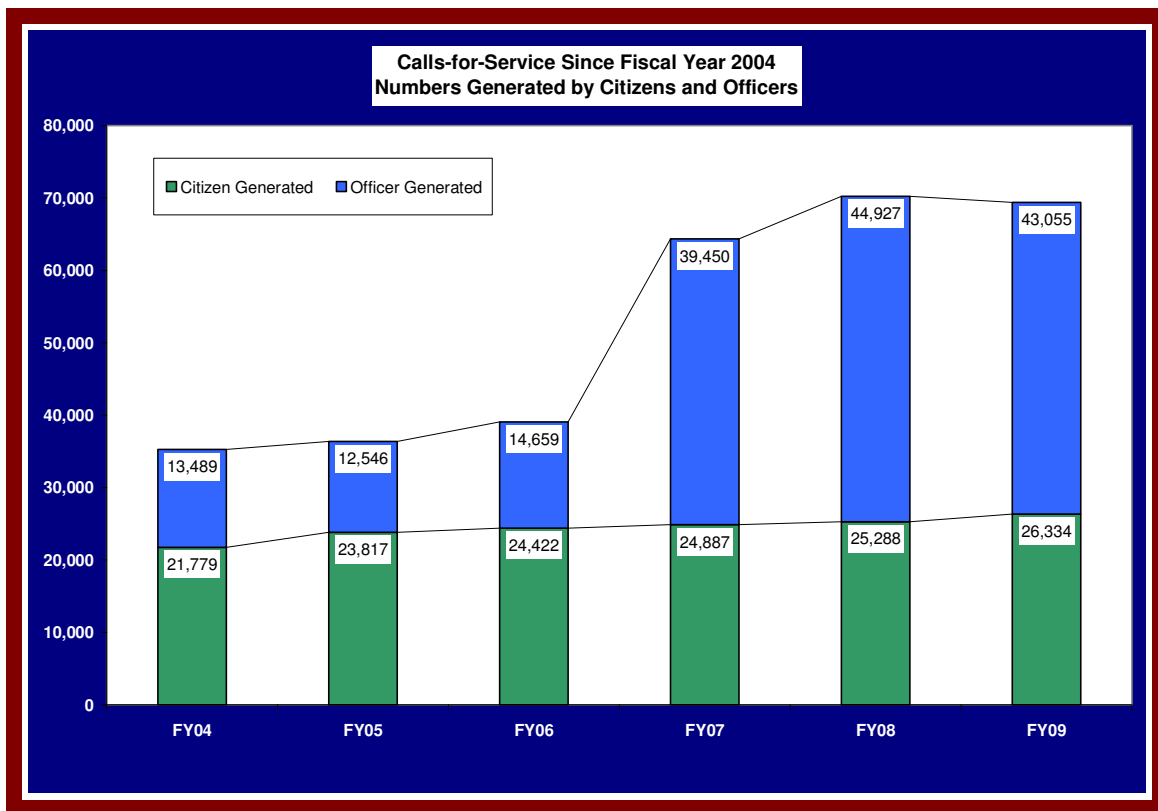
The number of calls-for-service to the police department has increased substantially since 1993. The following chart lists the actual numbers of calls-for-service that were addressed by the police department during the seventeen-year period ending with FY09.



As the above chart depicts, fiscal year 2007 showed the highest percent of increase in calls-for-service activity of any year on record with an increase of 64.6% over fiscal year 2006. However, the biggest impact upon the increase was in officer generated calls, especially “keep checks”. Near the end of Fiscal Year 2006 the department initiated an aggressive outreach program

intended to provide increased security services to businesses and churches by officers checking the buildings and documenting the checks via central dispatch. Fiscal Year 2007 was the first complete fiscal year that this program was in effect. In FY07, compared to FY06, citizen generated calls increased only 1.9%, but officer generated calls increased 169.1%. There were 22,681 officer initiated keep checks in FY07, compared to 867 in FY06. Naturally this was the single largest increase in any call category for FY07.

There was a decrease of 826 calls-for-service in total call volume for FY09 as compared to FY08. There were 1,046 more citizen-generated calls-for-service and 1,872 fewer officer-generated calls-for-service. The call type that resulted in the largest difference in FY09 compared to FY08 seemed to be *Building or Keep Checks* which are officer generated. In FY09, there were 23,949 of these calls-for-service listed, a decrease of 2,298 from 26,347 in FY08. From the standpoint of workload analysis this seems reasonable. Citizen generated calls, which increased by 1,046, require much more time than Building or Keep Checks, therefore the additional work caused by those 1,046 citizen-generated cfs, offset the 2,298 officer generated keep checks by reducing the amount of time available to officers for pro-active patrol.



Officers in the police department aggressively patrol for prowlers, potential burglars and other types of predatory persons during the nighttime hours. A substantial part of this counter-predator patrol is in performing “building checks” and “keep checks”. A *building check* is simply the process of officers checking buildings in their assigned zones for signs of criminal activity. A *keep check* is the same type process but is performed for private citizens during their absence from their residences subsequent to the citizens having notified the department of the fact that they are out of town for a specific time frame. In Fiscal Year 2008, there were 26,347 “building checks” and “keep checks”.

As of fiscal year 2007, management decided to track calls-for-service by category and type in order to determine the frequency of various types of calls as well as analyze any changes that may occur over time. This annual report is the first major report wherein the City of Anderson Police

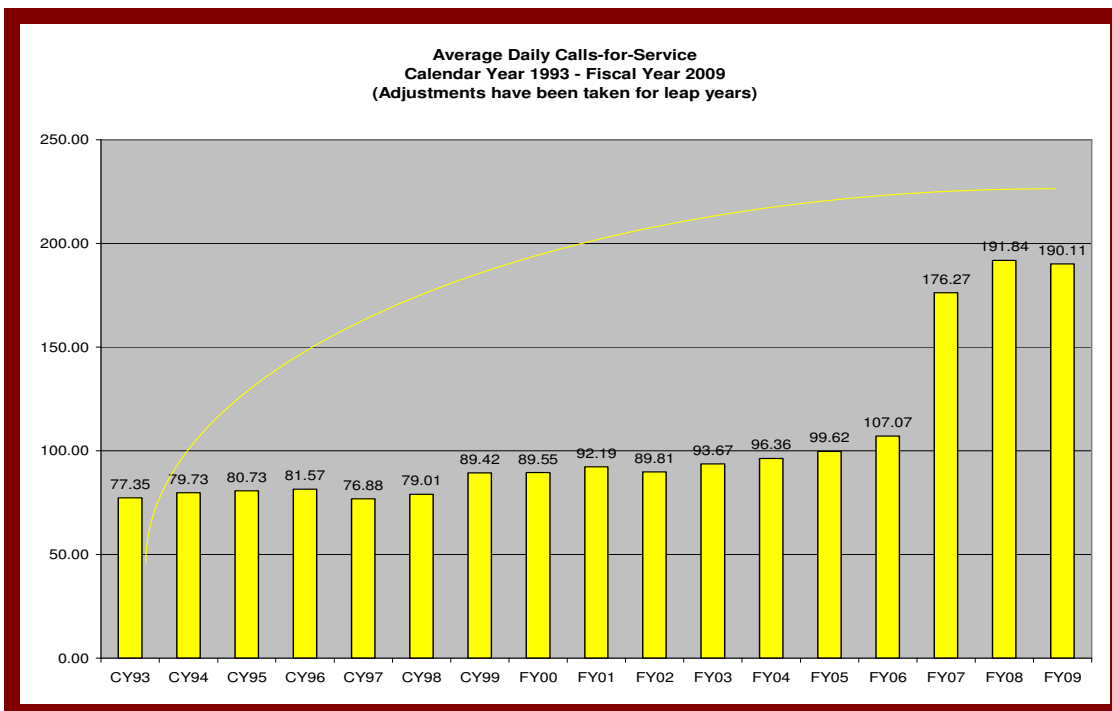
Department has categorized a year's worth of calls-for-service by category and compared them to more than one previous year. The counts for major call categories by year are as follows.

<u>Call Category</u>	<u>Year and Change from Previous Year</u>			
	<u>FY07</u>	<u>FY08</u>	<u>FY09</u>	<u>% Change</u>
Alarm	2,986	3,194	3,294	3.1%
Animal Call (New category FY09)*	N/A	N/A	1,904	N/A
Citizen Assist	504	499	542	8.6%
Counter-Crime	4,421	4,659	4,592	-1.4%
Domestic or Civil Dispute	2,877	2,964	3,110	4.9%
Drug or Alcohol Crime	387	401	356	-11.2%
EMS Assist	364	350	401	14.6%
Fire Assist	250	372	434	16.7%
General Service (No Animal Calls FY09)*	33,731	34,847	30,618	-12.1%
Property Crime	3,515	3,614	3,854	6.6%
Quality of Life	1,400	1,395	1,258	-9.8%
Traffic Related (Non-Crash)	10,961	14,551	15,337	5.4%
Traffic Related (Wreck)	1,630	1,806	2,104	16.5%
Violent Crime	999	1,140	1,153	1.1%
White Collar Crime	312	423	432	2.1%
Grand Total	64,337	70,215	69,389	-1.2%

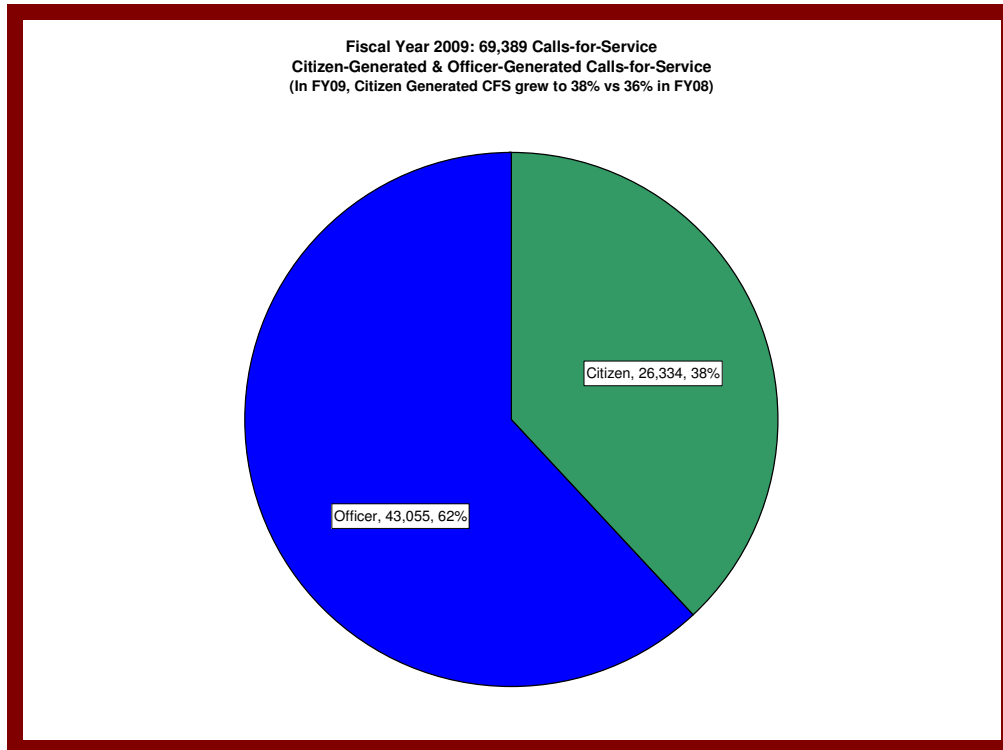
*In FY09 the animal calls were broken out from General Service & reported as a new category.

The *type* of call is based upon the ten-code listing as electronically stored in Anderson County's Central Dispatch CAD system. The *categories* were determined by the executive staff of the police department. To view a list of categorized calls by type please refer to the appendix.

The following pages depict in chart form various time-study analysis of the police department's "workload" with respect to calls-for-service. The following graph displays the change in the average number of calls-per-day-per-year since calendar year 1993. Adjustments have been taken for leap years.



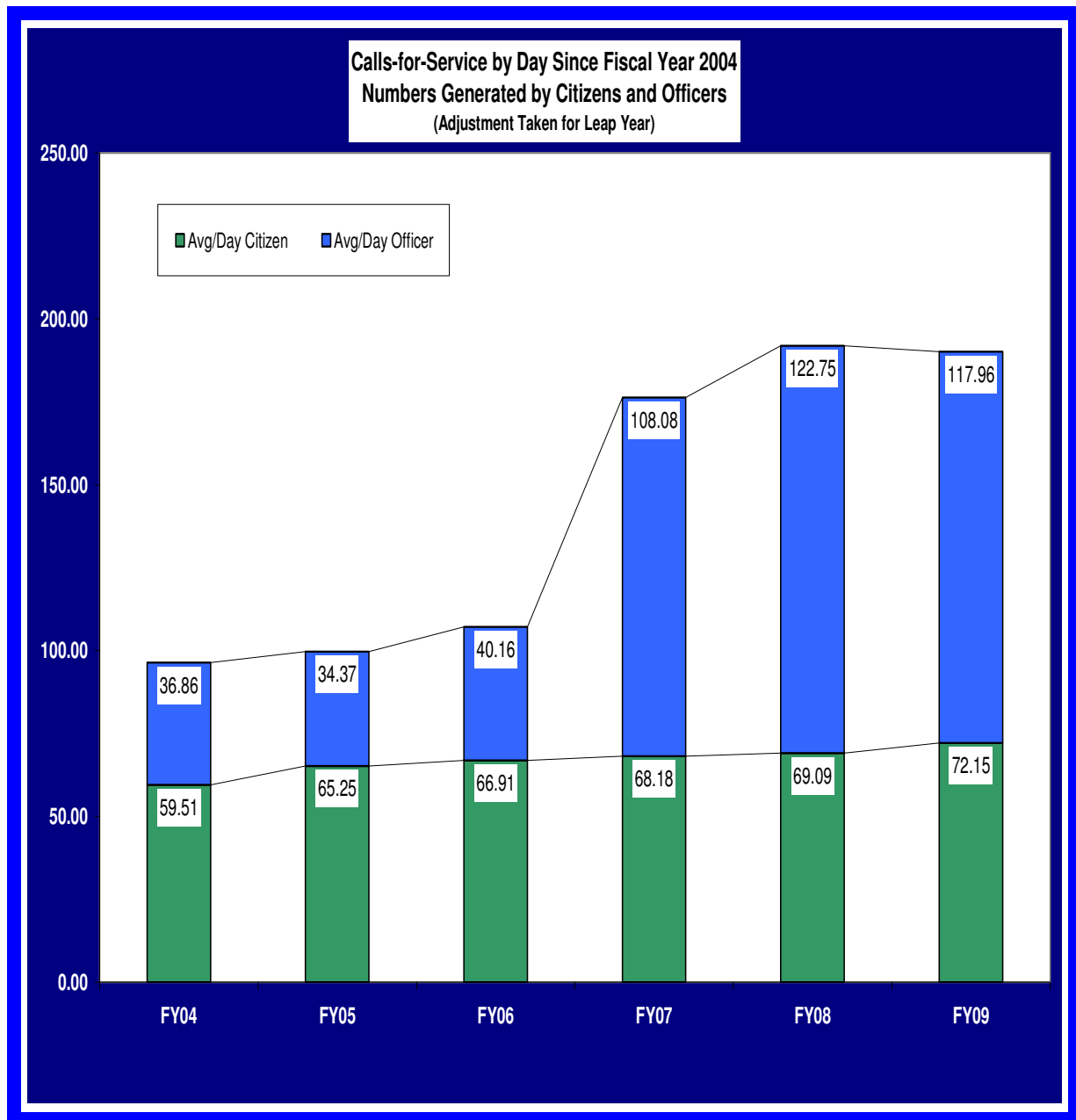
Citizen-generated vs. officer-generated calls-for-service. For years prior to FY08, the citizen-generated portion represents the calls with a one-second or higher response time. The FY08 electronic data received from Central Dispatch lacked sufficient *dispatch to on-scene* time-data to determine officer-generated calls versus citizen-generated calls. However, after reviewing the matter it was determined that a better representation of these two major call categories probably should be determined by the type of call instead of the response time. Generally, there is a relatively small percentage of call types that normally have a significant percentage of zero response times, therefore we designated those major type calls as officer-generated. The FY09 call-for-service data received from Anderson County Central Dispatch included a designation which assisted in making a determination of officer vs. citizen-generated calls and was taken into consideration when crunching the FY09 numbers.



Excluding building and keep checks, which numbered 23,949, there were 19,106 officer-generated cfs. Within those 19,106, there were 95 types of calls meeting the criteria for designation as an officer-generated call-for service. Of the 95, the top 10 (10.53%) accounted for 93.2% of all officer-generated cfs (excluding building and keep checks).

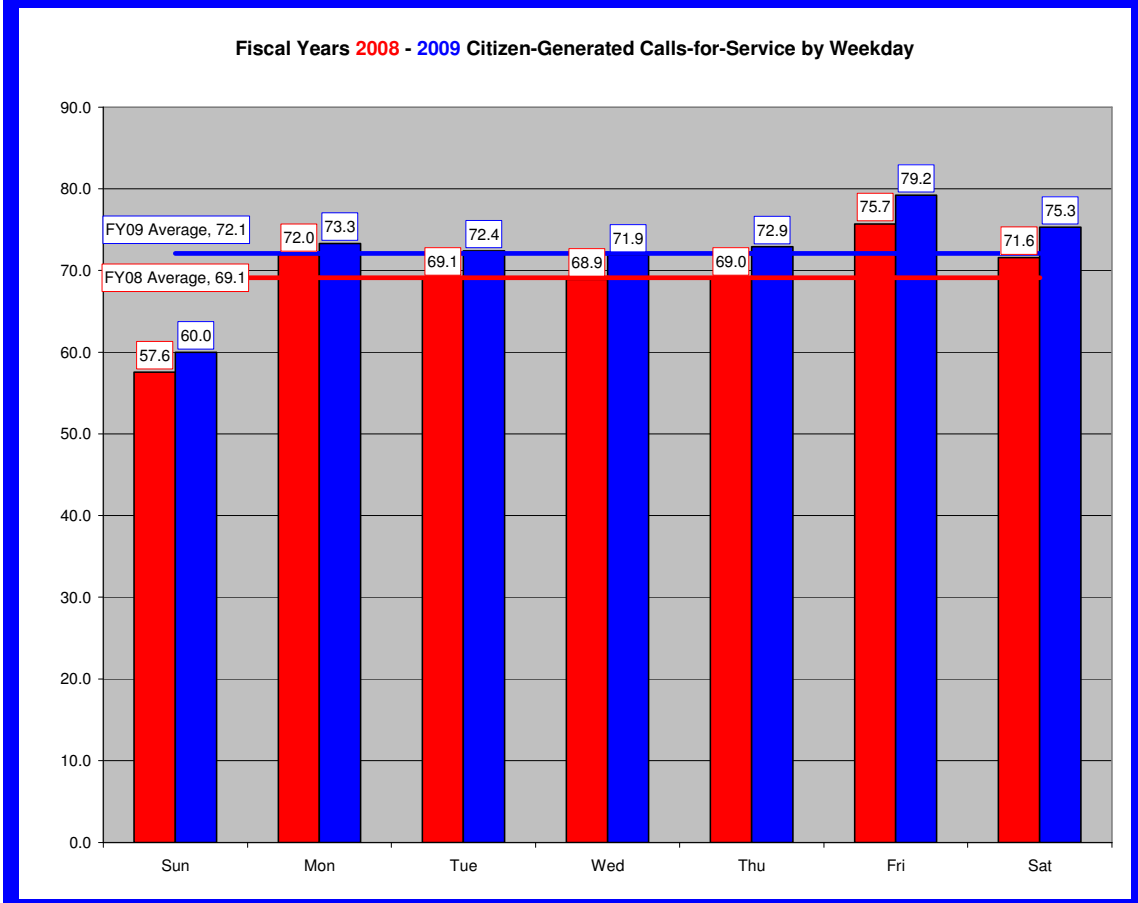
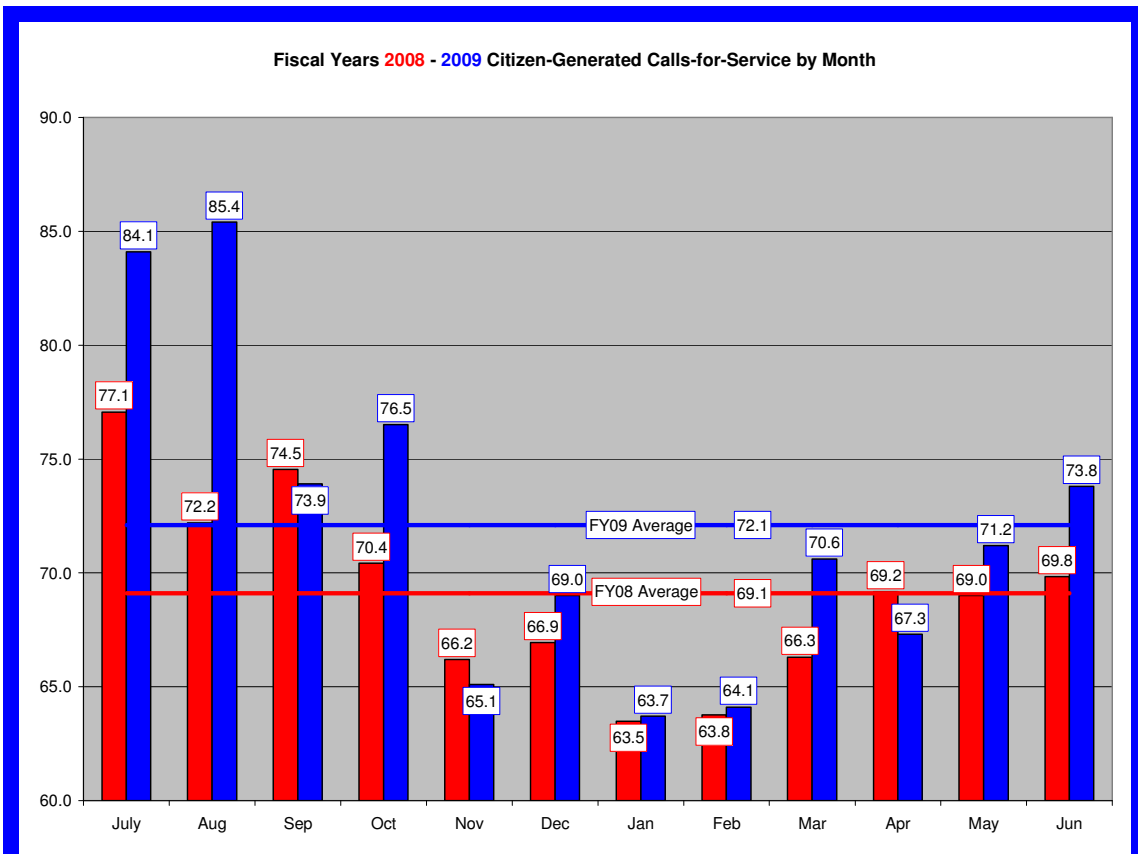
<u>Call Type</u>	<u>Frequency</u>	<u>Cumulative</u>	<u>Percent</u>	<u>Rank</u>	<u>Rank/95</u>
Traffic Stop	12,298	12,298	64.37%	1	1.05%
Suspicious Person	1,904	14,202	74.33%	2	2.11%
Suspicious Vehicle	1,127	15,329	80.23%	3	3.16%
All Other	1,087	16,416	85.92%	4	4.21%
Serving Warrant	417	16,833	88.10%	5	5.26%
Assist Motorist	327	17,160	89.81%	6	6.32%
Followup To Original Case#	190	17,350	90.81%	7	7.37%
Animal Complaint City	161	17,511	91.65%	8	8.42%
Larceny Report	159	17,670	92.48%	9	9.47%
Forgery Report	137	17,807	93.20%	10	10.53%

The next chart will depict the relative daily change in the number of citizen and officer-generated calls-for-service since FY04.



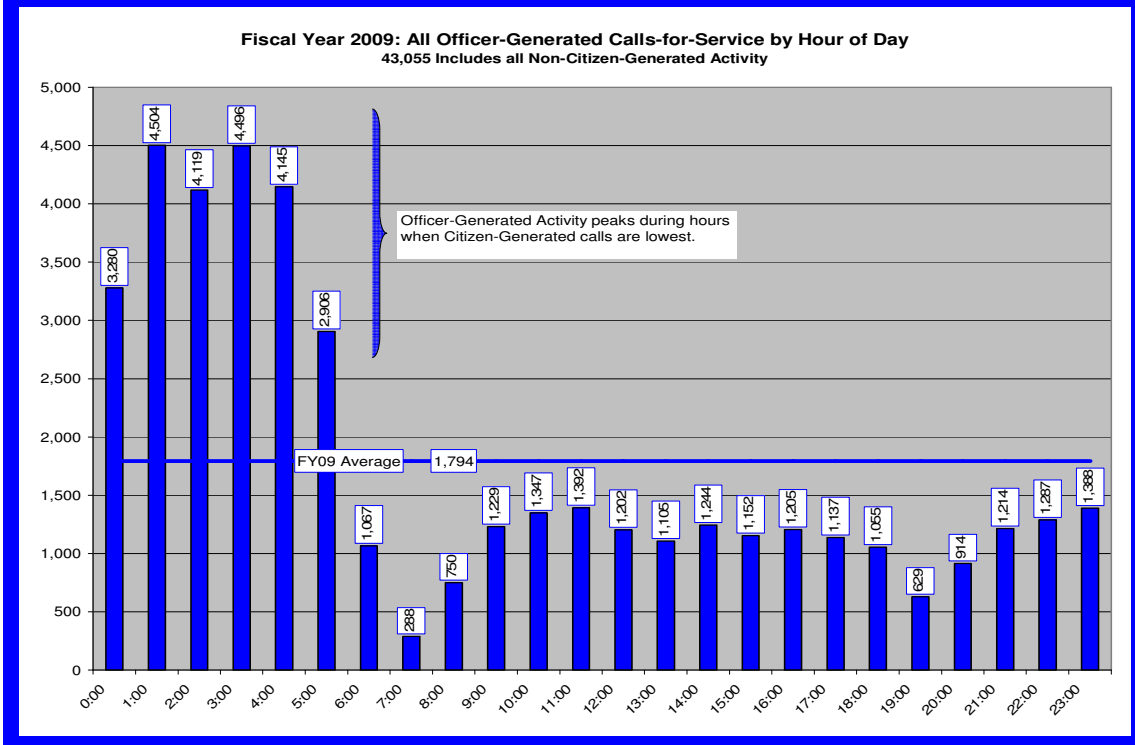
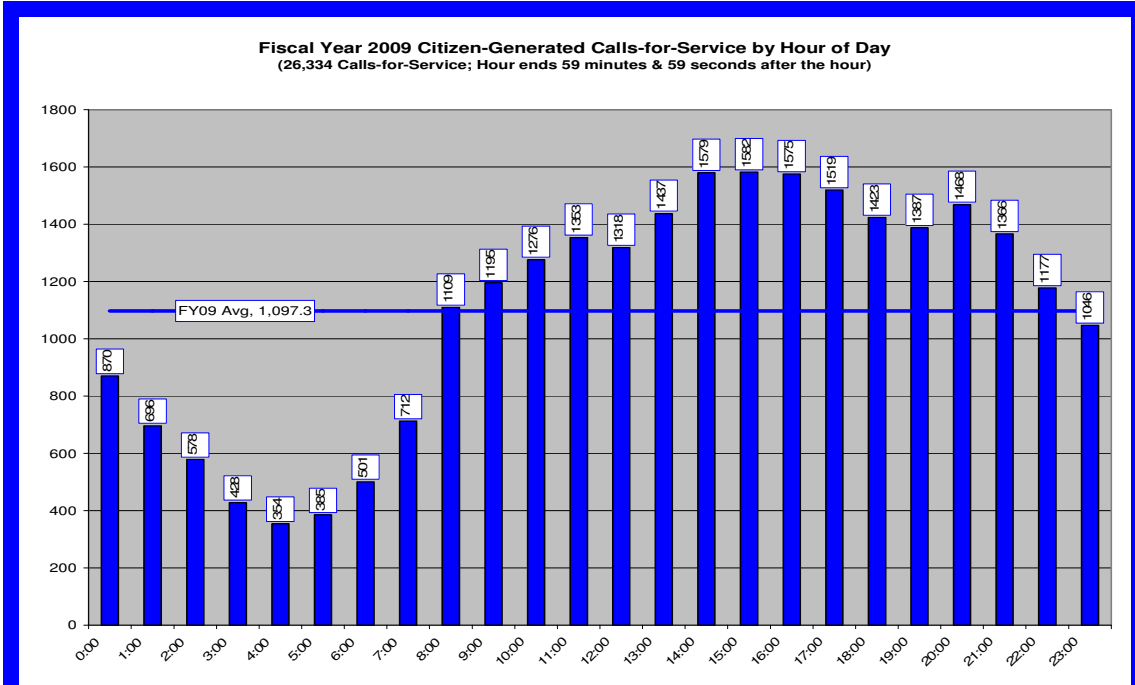
The next two charts indicate the daily averages by month and weekday. The “busiest” month of FY09 for citizen-generated calls was August 2008 with an average number of 85.4 calls-for-service per day. In FY08, the busiest month was July 2007, which came in at 77.1 calls-for-service per day. There were two somewhat “slow” months – January and February 2009 – the same as the previous year.

The chart that depicts the weekday averages shows that Mondays – Thursdays were relatively sane with respect to citizen-generated call-volume. Fridays were noticeably above normal and Sundays were well below.



The City of Anderson Police Department Fiscal Year 2009 Annual Report

As illustrated by the following two charts, during FY09 the fewest number of citizen-generated calls were answered during the early morning hours with 4:00 – 4:59 being the slowest individual hour of the 24-hour day. In FY08, the slowest was 5:00 – 5:59 a.m. In FY09 the busiest one-hour period was from 15:00 – 15:59. In FY08 it was 14:00 – 14:59. The busiest period for all officer-generated activity was from 01:00 – 01:59. In FY09, from 03:00 – 03:59 was the busiest time for building checks. The busiest officer-generated time for non building-check activity was 10:00 – 10:59 p.m., the same as FY09.

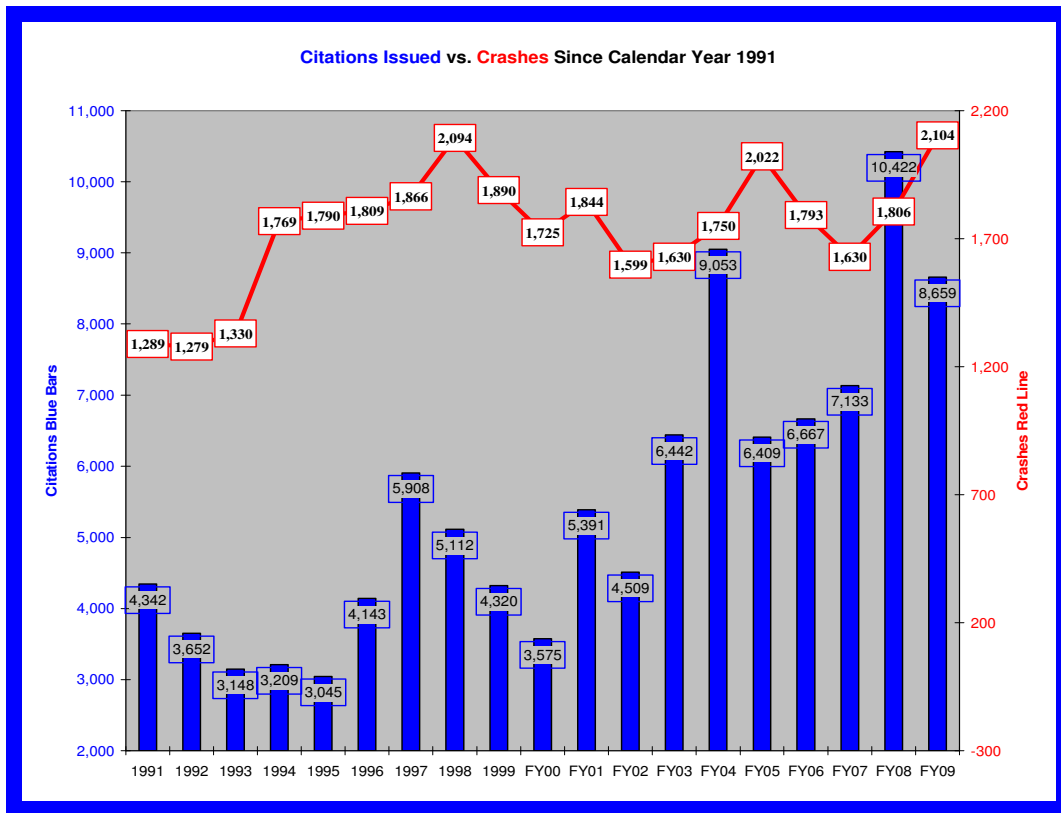


Traffic Management and Safety Initiatives

Traffic Officers in the City of Anderson Police Department are currently trained in several aspects of accident investigation and have in previous years traditionally spent more time working accidents than proactive traffic management. In the second half of the last decade, the range of traffic tickets was up from prior years' numbers but the relatively mild increase seemed to have no measurable impact upon the crash rate. Research has indicated that, over time, the issuance of traffic citations in a jurisdiction is correlated negatively with traffic accidents. However, a "critical mass" must be reached. (I.e. a minimum number of citations must be issued before any affect on accidents will be noticeable.)

In 2000, department officials established the long-range goal of making Anderson City one of the top ten safest cities in South Carolina within five years. At that time it was decided to use South Carolina Law Enforcement (S.L.E.D.) data for crime comparison and evaluation purposes and compare Anderson with other cities of similar size. To reach the goal of becoming among the state's top ten safest cities, it was determined that we should continue to **concentrate on decreasing the violent crime rate and simultaneously work proactively to reduce the city's traffic crash rate.**

During FY09, 8,659²⁰ traffic citations were issued, down 16.9% from 10,422²¹ in FY08 and 373 parking tickets, down 20.9% from 472 in FY08.^{22,23} Traffic Crashes increased 16.5% up to 2,104 from 1,806 in FY08.



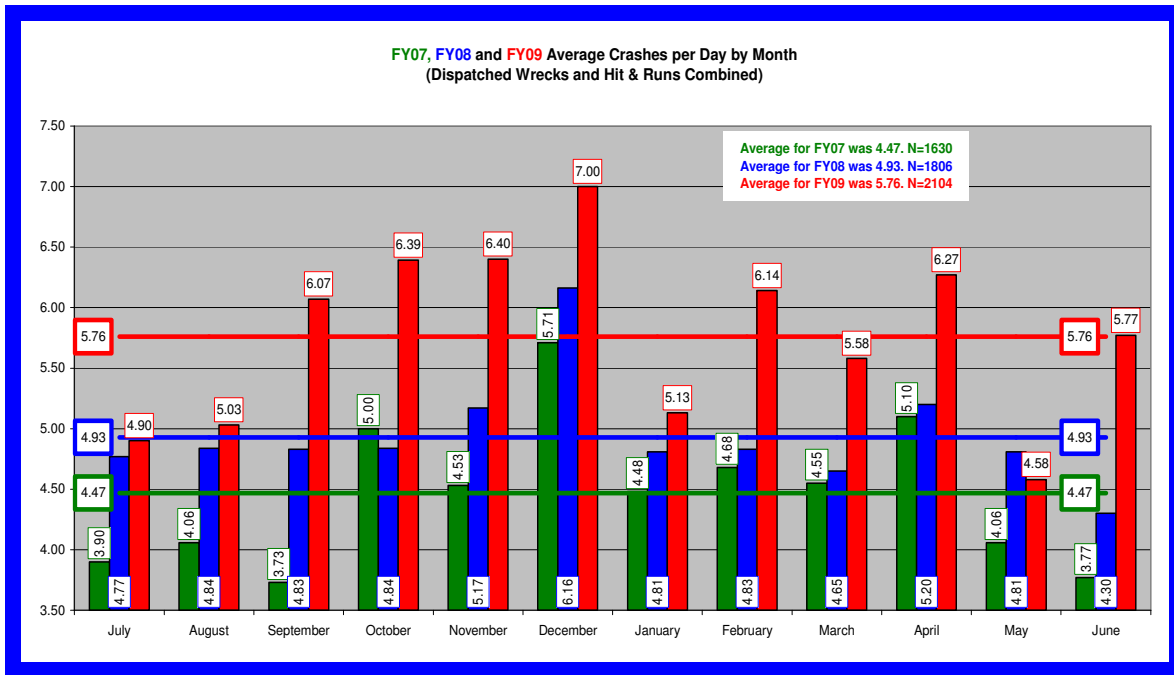
²⁰ 8,636 were written by APD personnel, 10 by City Hall personnel and 12 by Reserve Officers. 1 was n/a.

²¹ 10,391 were written by paid personnel, 1 by a reserve officer and 30 by officers from other depts.

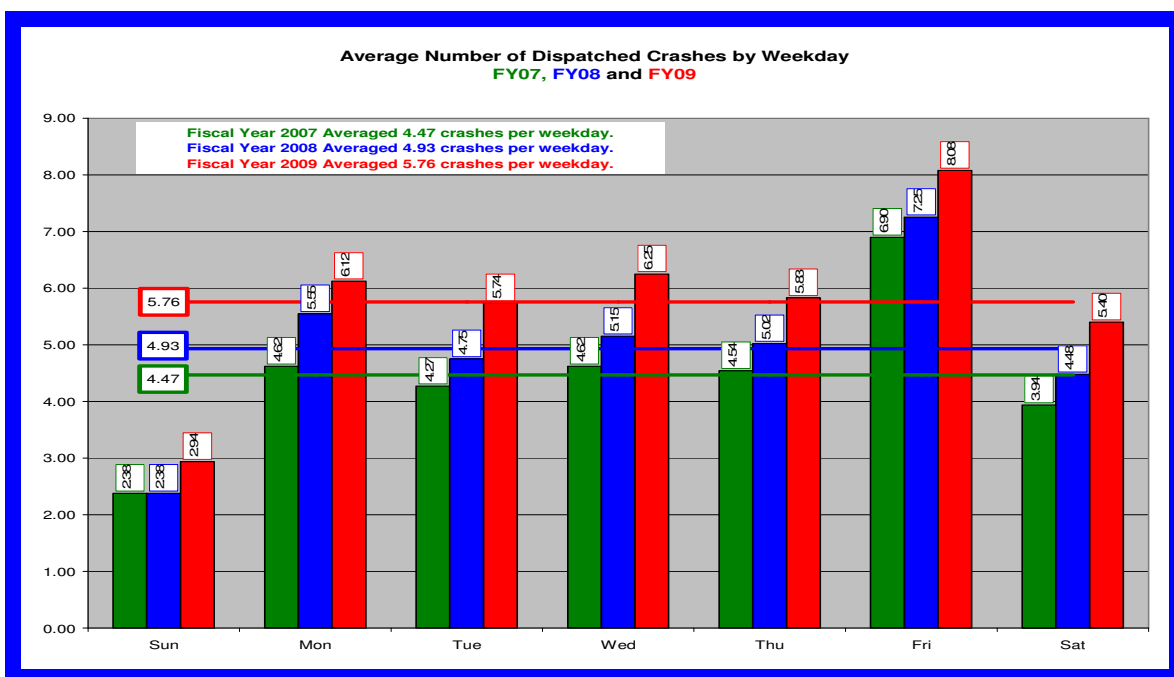
²² Data includes all charges filed in city court. Please see Appendix.

²³ During FY09, the Parking Officer was transferred from the Police Department to City Hall.

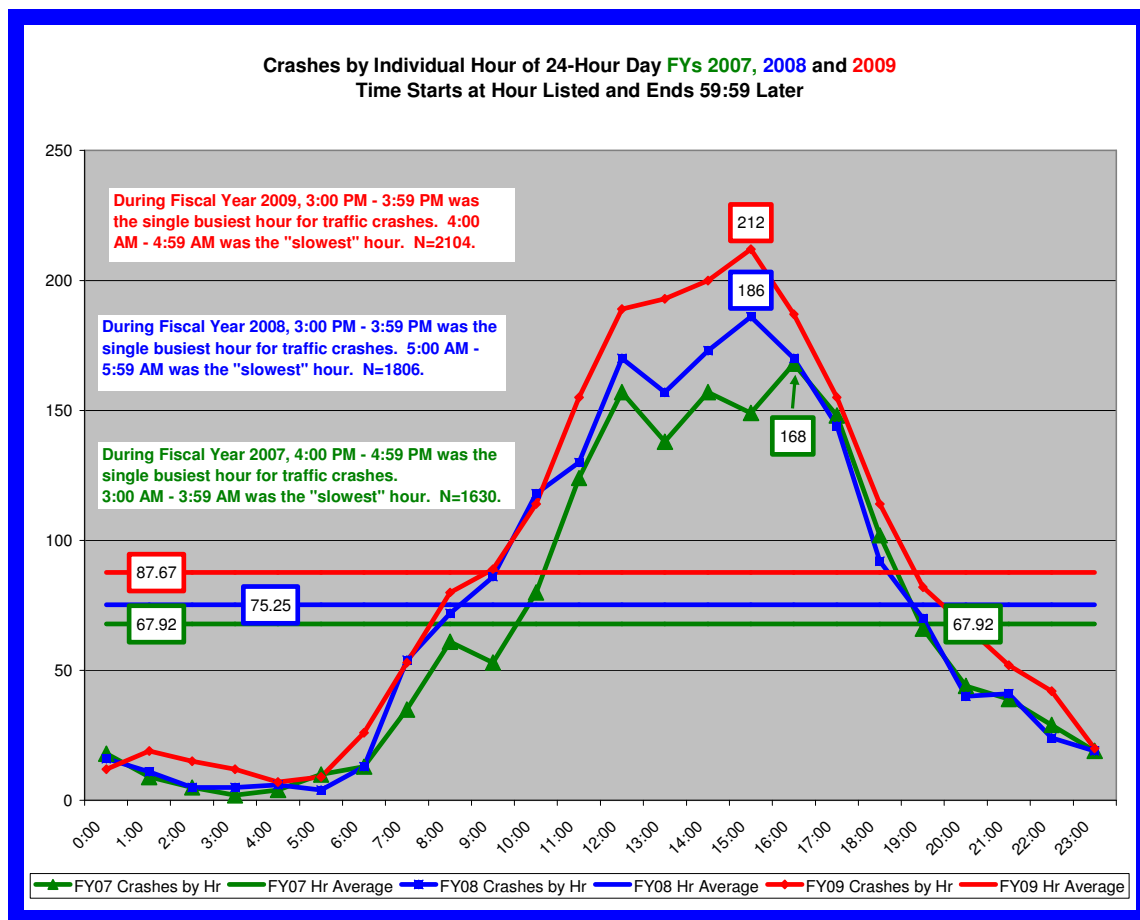
The department attempts to facilitate its traffic management programs by analyzing and evaluating wrecks in an effort to determine when and where accidents occur and how to best allocate resources. To determine when accidents occur, an analysis was performed to determine the variation in the number of traffic crashes across months, weekdays, hours of the day, and hours of the week. This study is provided as an example of how various types of analyses are used to assist management in the day-to-day allocation of human resources in a practical effort to maintain the traffic-crash-count as low as possible.



In addition to analyzing crash data by month, the department also analyzes weekdays. As a general rule, in past studies, Fridays have shown the highest frequency of accidents. The following chart indicates the daily averages for dispatched calls-for-service regarding traffic accidents in the City of Anderson for FYs 07-09.



The average number of wreck calls during each hour of the 24-hour day in FY09 was 87.67, up 16.5% from 75.25 in FY08. As in past years, the crash-count varied wildly throughout the 24-hour period. The following chart indicates the frequency for traffic accidents in Anderson by time of day for fiscal years 2007 - 2009.

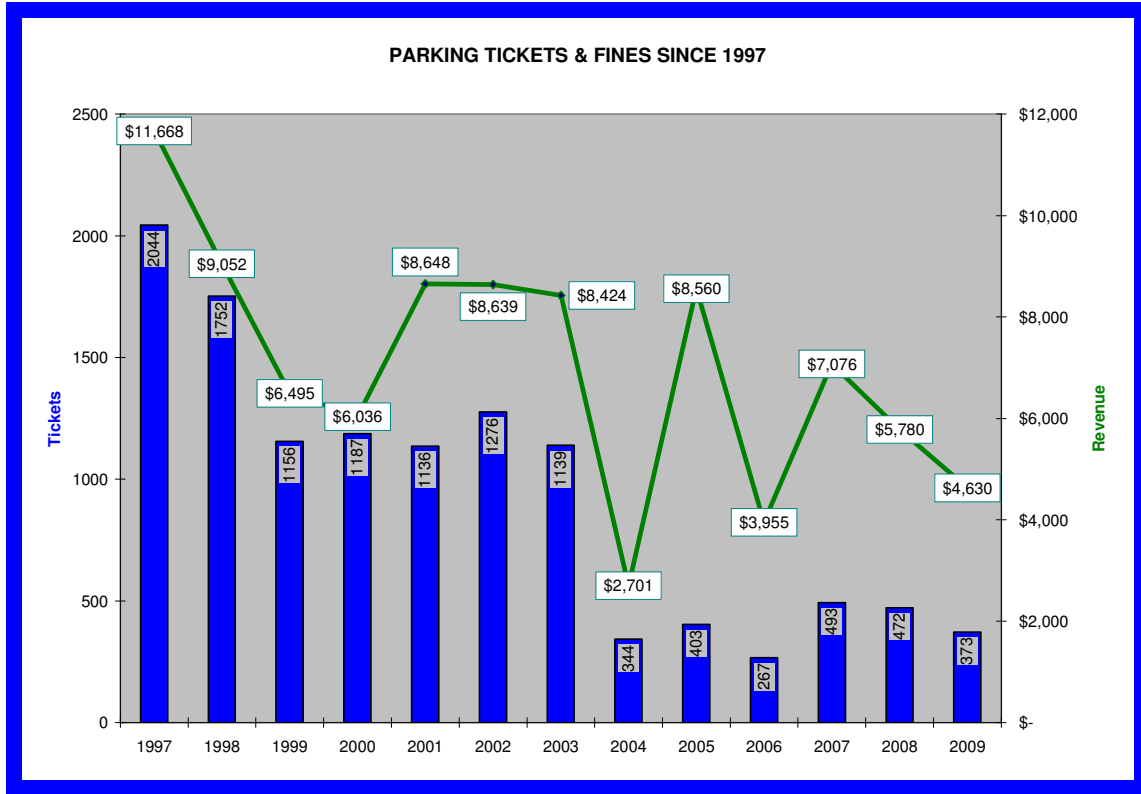


As the previous chart indicates, the period from 16:00 p.m. to 16:59 p.m. showed the highest number of accidents for each one of the 24-hour periods spread across the entire 365 days of FY07 and 15:00 – 15:59 was the busiest period for FYs 08 and 09. The early morning hours of 03:00 to 3:59 was the “slowest” time for accidents in FY07. The slowest time was 05:00 – 05:59 in FY08 and 04:00 – 04:59 in FY09. At about 07:00, the frequency of accidents increases dramatically and is consistent with the typical schedule of city residents. Most of these early morning accidents involve motorists commuting to and from work or school.

The City of Anderson Police Department has an officer assigned full time to the downtown area to manage downtown parking. During FY09, this position was moved from the police department Administrative Unit to City Hall (security unit). Parking Citations decreased in FY09 to 373, down 99 (-21%) from 472 in FY08.²⁴

The following chart plots the number of parking citations that have been issued by the police department since 1997 and lists the amount of revenue collected during the same periods.

²⁴ City of Anderson Docket (“JEMS” Database)



Reserve Officer and State Constable Program

The City of Anderson Police Department maintains an active Reserve Police Force that consists of private citizens who volunteer their time to serve as police officers for the City of Anderson. The Reserve Police Force is under the direct chain-of-command of the Support Services Division and exists primarily to assist full-time officers in accomplishing the police department’s overall mission of serving the public, protecting innocent people, and enforcing local and state laws, as applicable. When officially on-duty, a Reserve Police Officer has full law enforcement authority when in contact – either directly or by electronic means – with a full time, on-duty officer. In addition to reserve police officers, the police department allows state constables to participate in patrol with full time officers.

Typically, reserve officers are assigned to special events such as parades, The Midnight Flight and other events where utilization of additional uniformed personnel is needed. Reserve officers are routinely assigned to regular patrol to “partner” with full-time officers, thereby enhancing the safety and effectiveness of the department by instantly converting a “one-person” unit into a “two-person” unit. In most cases this decreases the need to call a second car for backup and conserves resources.

The City of Anderson Police Department is effectively involved with revitalizing the downtown historical district. Oftentimes, event sponsors and civic leaders request police visibility when events are being planned which are intended to attract a large number of out-of-town patrons. The police are asked to “patrol” for visibility and to render assistance (provide directions and information about community interests) as needed. The usual events that are held downtown on the weekends are generally family related and therefore require little or no actual police action so, in addition to their assistance in special events and routine patrol, reserve officers are often assigned to “Downtown Patrol” on Friday and Saturday

evenings. Most of the members of the Reserve Police Force are full-time, professionally employed family people; therefore this particular assignment is quite popular.

During Fiscal Year 2009, the City of Anderson Police Department Reserve Force's total "man-hours" were 4,683, down 9.1% from 5,152.75 in FY08. The amount of work performed by Reserve Officers in FY09 was equivalent to employing 2.14 full time officers at a projected cost of \$86,015.²⁵ Those services were provided at no cost to the city.

The Reserve Police Force is an invaluable recruiting tool for the City of Anderson Police Department because it provides management with an opportunity to observe potential candidates for full-time employment prior to selection. Although service in the Reserves is not a prerequisite to full-time employment, some of the city's best officers began their law enforcement career in the reserves. Furthermore, many people who are interested in law enforcement as a career, but are concerned about making an up-front decision to go full-time, will try the Reserve Police Force prior to applying for a full-time position.

The same criterion is used for selection in the Reserve Police Force as is used in the selection process for officers for the full-time police force. Some of the essential requirements are that applicants are required to (1) be at least 21 years of age, (2) be physically fit, (3) have a clear criminal history, (4) provide Motor Vehicle Department records indicating a good driving history, and (5) have a high school diploma or its equivalent. In addition, it is essential that applicants be in good standing with the community. The City of Anderson Police Department actively recruits for the Reserve Police Force and encourages all interested persons who meet the previously listed criterion to contact the Captain of Support Services to schedule an appointment to discuss the additional requirements and benefits of participation in the city's Reserve Police Force.

²⁵ City of Anderson Police Officers' basic schedule was 42 hours per week. $4683/2184 = 2.14$. The final value is the actual value and includes a deduction for the small documented auxiliary expense for the year. Page 33

III.


Conclusion

The City of Anderson Police Department had an exceptionally good year in FY2009. As in previous years, and consistent with the City of Anderson Police Department's Mission Statement, the public safety was emphasized and service was provided in a professional and cost-efficient manner. In addition, for the seventh straight year, the police department contributed over \$2,000,000 toward offsetting the City of Anderson's tax base.

In FY09, paid-service-activity increased substantially, mainly due to the department's aggressive nighttime community-security program wherein officers checked potential crime-target locations approximately 23,949 times. Though major violent crime showed an increase over FY08, it was still well under the 19-year average from 1991 – 2009 and programs and resources were procured and put into place which are anticipated to suppress the rate during the upcoming fiscal year.

FY09 department total net revenue was the second best year ever. Department generated net revenue was at its third highest point in history and grant revenue was its second highest in history. The in-kind contribution exceeded two-million-dollars for the second year and set a new record, net revenue exceeded two-million-dollars for the seventh straight year and the total value of combined hard cash & in-kind contributions to the community in the form of goods and services exceeded four-million-dollars for the second straight year and set a new record.

Police Department management has developed a plan for decreasing the violent crime rate and is preparing to meet the challenges provided by the next generation of criminals. The City of Anderson Police Department plans to continue improving its current programs as well as seeking new and innovative approaches to law enforcement. The department expects Fiscal Year 2010 to further the progress that was achieved in Fiscal Year 2009.



IV. Goals for Fiscal Year 2010

1. Decrease the incidents of major violent crimes.
2. Continue dynamic traffic management procedures with clearly defined objectives for decreasing traffic accidents in the City of Anderson.
3. Seek grant funding to continue the grant-funded Anti-Gang Initiative.
4. Implement Year 3 of the Crime Scene Investigative Unit by utilizing Justice Assistance Grant funds, continuing the two-person fully equipped forensic team.
5. Pursue Cyber Forensics investigative capability.
6. Implement Year 3 of the White Collar Crime Investigator, continuing a one-person fully trained White Collar Investigative Unit.
7. Pursue continuation grant funding for an Investigator to specialize in investigating crimes involving Violence Against Women.
8. Pursue continuation grant funding for a two-person traffic unit to aggressively target violations that contribute disproportionately to the crash rate.
9. Implement two awards totaling approximately \$131,000 in Federal Justice Assistance Grant funding in order to continue the department's existing successful Street Level Criminal Apprehension Program.
10. Pursue Homeland Security grant funding through the Homeland Security grant program. (This is in conjunction with the county of Anderson.)
11. Increase funding from local schools to continue the School Resource Officer Program at the Alternative School, Hanna-Westside Extension Campus, McCants Middle School and Southwood Middle School.
12. Increase the amount of secondary (extra-duty) police work by police officers.
13. Increase the number of active reserves.
14. Continue to recruit and hire qualified women and minorities.
15. Increase the number of General Orders in compliance with state accreditation and continue to advance toward achieving state accreditation.
16. Continue to work with the community to reduce crime.

Fiscal Year 2009 Expenses

Expense	Admin	Animal Control	Conf Funds	Detention	Grant CSI	Grant DUI	Grant PSN	Grant SCDPS O/T	Grant VAWA
Auto Equipment									
Auto Operating Exp	1,260.29	457.98	0.00	1,602.06	2.00		608.53		
Auxiliary Uniforms									
Building Mtnc.				19,693.42					
Electricity				65,561.25					
Equipment Repairs	0.00	18.52		31,546.56					
FICA	30,628.59	1,680.71		66,773.36	7,568.16	3,487.27	2,691.67	3.34	2,036.89
Gasoline	2,698.19	1,446.74		5,985.77	1,815.18	2,400.50	1,636.15		152.72
Grant Projects									
Grant: Direct Jag O/T					0.00			41.36	
Ins: Health	48,041.56	3,392.19		170,436.08	9,637.57	7,564.56	5,249.40		3,857.98
Ins: Life	929.88	55.62		2,814.60	227.86	92.48	76.32		117.12
Ins: LTD	1,507.43	75.17		4,236.23	359.34	211.44	169.44		126.32
Juvenile Detention				23,395.00					
Laundry & Linen				8,579.85					
Membership & Dues	120.00	0.00		858.33	0.00		0.00		
Mtnc Contracts	33,468.46	0.00		33,478.53					
Other Equipment	0.00				18,852.00	66,159.68			
Overtime	9,387.23	60.59		21,861.32	23,471.57	348.41	1,366.53		318.99
Overtime: Bomb Squad									
Overtime: D/T Sounds									
Overtime: Extra Duty									
Overtime: St Level									
Pensions	37,654.99	1,842.47		90,192.18	10,763.50	5,002.09	3,827.98	4.40	2,929.21
Printing & Supplies	6,037.30	0.00	20.00	2,349.80	1,243.93	253.71	424.86		254.17
Professional Services	535.00	85.00		27,557.07					
Rent									
Salaries	403,081.14	22,448.65		897,128.07	77,593.35	46,619.93	34,577.08		27,185.82
Special Contracts	0.00	0.00		288.03					
Special Events									
Special Projects									
Specialized Supplies	3,683.40	34.97	36,129.36	235,487.12	38,023.41	3,289.91	21.18		4,879.18
Swat									
Telephone	5,266.22	0.00		19,622.15	737.89		538.59		0.00
Training	953.70	0.00			2,440.00	990.00	0.00		730.00
Travel & Conference	226.38	0.00		520.69	3,405.83	1,193.80	566.00		1,303.49
Uniforms & Clothing	1,760.10	162.75		6,537.32	1,279.22		500.00		
Victim's Restitution									
Workers' Comp				873.53	0.00	0.00	0.00		0.00
Grand Total	587,239.86	31,761.36	36,149.36	1,737,378.32	197,420.81	137,613.78	52,253.73	49.10	43,891.89

Fiscal Year 2009 Expenses

Expense	Grant W/C	Investigations	Patrol	Police K-9	Support Services	Traffic	Vice/Narx	Victim Advocate	Grand Total
Auto Equipment			661,117.48					28,051.00	689,168.48
Auto Operating Exp	47.28	7,386.57	64,466.05	2,638.88	8,632.91	2,687.31	6,142.00	1,001.47	96,933.33
Auxiliary Uniforms					133.28				133.28
Building Mtnce.									19,693.42
Electricity									65,561.25
Equipment Repairs		0.00	5,538.99		0.00		0.00	0.00	37,104.07
FICA	2,748.39	27,997.37	123,521.16	137.78	34,683.85		30,932.70	4,499.89	339,391.13
Gasoline	880.76	6,975.12	143,068.26	1,663.38	9,475.41	2,639.59	8,456.29	1,912.56	191,206.62
Grant Projects			3,965.68						3,965.68
Grant: Direct Jag O/T			270.62				44,909.03		45,221.01
Ins: Health	8,297.41	48,362.36	274,597.67		49,418.90		55,394.44	6,477.73	690,727.85
Ins: Life	64.18	846.64	4,625.70		1,009.96		883.14	157.66	11,901.16
Ins: LTD	150.70	1,569.85	8,219.70		1,782.64		1,606.12	266.13	20,280.51
Juvenile Detention									23,395.00
Laundry & Linen									8,579.85
Membership & Dues	0.00	360.00	1,893.33	215.00	678.33		360.00	0.00	4,484.99
Mtnce Contracts		4,108.39	3,760.21		1,882.94		0.00	3,576.02	80,274.55
Other Equipment									85,011.68
Overtime	6,223.66	20,689.23	60,789.31	1,913.82	2,781.27		8,396.45	1,586.05	159,194.43
Overtime: Bomb Squad					4,946.05				4,946.05
Overtime: D/T Sounds					4,247.36				4,247.36
Overtime: Extra Duty					18,076.00				18,076.00
Overtime: St Level							0.00		0.00
Pensions	4,201.89	31,516.57	176,838.01	203.82	47,225.23		44,640.52	0.00	456,842.86
Printing & Supplies	542.84	2,097.81	820.95		1,135.64		636.61	2,135.97	17,953.59
Professional Services		885.29	752.60	1,584.65	5,906.79		190.00	0.00	37,496.40
Rent					0.00				0.00
Salaries	33,229.84	355,159.08	1,603,373.54	0.00	435,559.34		366,486.56	56,292.70	4,358,735.10
Special Contracts		1,690.14	5,729.49		946.59		0.00		8,654.25
Special Events			8,290.96						8,290.96
Special Projects			113.36					31.17	144.53
Specialized Supplies	200.70	925.49	14,437.04	4,199.95	6,482.58		5,173.86	3,987.25	356,955.40
Swat		0.00	21,995.34						21,995.34
Telephone	949.09	4,879.67	24,310.61		2,961.86		5,539.64	1,901.85	66,707.57
Training	1,438.50	967.42	3,608.94	5,800.00	1,548.40		0.00	0.00	18,476.96
Travel & Conference	1,675.41	1,652.78	1,555.97	420.00	2,233.18		522.76	1,703.57	16,979.86
Uniforms & Clothing	500.00	5,223.85	24,682.78		2,548.42		6,289.21	1,079.50	50,563.15
Victim's Restitution								11,052.38	11,052.38
Workers' Comp	0.00	5,261.36	7,328.82		6,749.50		4,130.56		24,343.77
Grand Total	61,150.65	528,554.99	3,249,672.57	18,777.28	651,046.43	5,326.90	590,689.89	125,712.90	8,054,689.82

Appendix
The City of Anderson Police Department Cash and In-Kind Contribution

Department Generated Revenue for FY	FY 2001	FY 2002	FY 2003	FY 2004	FY 2005	FY 2006	FY 2007	FY 2008	FY 2009
U.S. Marshal's Program	\$ 1,092,120	\$ 1,087,475	\$ 1,063,436	\$ 1,124,675	\$ 1,179,513	\$ 1,119,136	\$ 1,165,122	\$ 1,038,449	\$ 1,044,088
Detention Center Phone Fees	\$ 54,351	\$ -	\$ 13,639	\$ 36,712	\$ 37,729	\$ 45,140	\$ 36,550	\$ 46,744	\$ 38,851
Criminal Fines (net)	\$ 247,248	\$ 183,215	\$ 213,662	\$ 220,535	\$ 247,051	\$ 272,401	\$ 235,287	\$ 282,787	\$ 239,057
Traffic Citations (net)	\$ 274,946	\$ 236,142	\$ 327,501	\$ 479,307	\$ 306,506	\$ 343,566	\$ 313,139	\$ 468,968	\$ 436,039
Victim Advocate Funds Retained by City	Prior to FY09 The Victim Advocate funds may have been reported as part of Net Fines.								\$ 92,797
Miscellaneous (General Sessions, Ct Cost, etc)						\$ 264		\$ 319	\$ -
General Sessions Bond Fines (net) (misc FY06+)	\$ -	\$ 1,132	\$ 500	\$ -	\$ 375		\$ 30		\$ 113
Parking Citations	\$ 8,648	\$ 8,644	\$ 8,424	\$ 2,701	\$ 8,560	\$ 3,955	\$ 7,076	\$ 5,780	\$ 4,630
Towing Fees (\$117,275 split w/ Garage in FY09)	\$ 42,934	\$ 40,122	\$ 47,829	\$ 54,317	\$ 31,680	\$ 50,086	\$ 39,971	\$ 76,127	\$ 58,638
Animal Control	\$ 430	\$ 410	\$ 300	\$ 430	\$ 570	\$ 660	\$ 680	\$ 420	\$ 350
Court Cost (Miscellaneous in FY06 & later)	\$ 19,182	\$ 10,174	\$ 10,380	\$ -	\$ 10,307		\$ 5,201	\$ 369	\$ 4,591
Records Checks	\$ 3,086	\$ 3,148	\$ 5,955	\$ 7,579	\$ 6,384	\$ 4,255	\$ 3,775	\$ 3,392	\$ 3,790
Finger Prints								\$ 1,960	\$ 2,450
Photos & Copies	\$ 1,436	\$ 1,412	\$ 1,342	\$ 1,228	\$ 1,334	\$ 1,033	\$ 1,112	\$ 1,909	\$ 2,021
Funeral Escorts	\$ 11,075	\$ 10,800	\$ 11,950	\$ 11,150	\$ 10,850	\$ 10,800	\$ 9,925	\$ 7,650	\$ 9,225
Taxi	\$ 145	\$ 180	\$ 375	\$ 493	\$ 310	\$ 266	\$ 161	\$ 418	\$ 334
Special Events (New FY09 & Forward)	N/A	N/A	N/A	N/A	N/A	N/A	N/A	N/A	\$ 825
Precious Metals Permit (New FY09 & Forward)	N/A	N/A	N/A	N/A	N/A	N/A	N/A	N/A	\$ 650
Forfeited Narcotics Proceeds	\$ 27,225	\$ 34,029	\$ 22,802	\$ 208,281	\$ 13,944	\$ 31,576	\$ 24,553	\$ 27,968	\$ 7,785
Total Department Generated Revenue for FY	\$ 1,782,826	\$ 1,616,883	\$ 1,728,095	\$ 2,147,408	\$ 1,855,113	\$ 1,883,138	\$ 1,842,582	\$ 1,963,260	\$ 1,946,234
Grant Generated Revenue Offsetting Expenses for Fiscal Year as an Offset to Budget (Unaudited)									
United States Department of Justice Grant	\$ 119,389	\$ 107,224.00	\$ 74,072	\$ 49,403	\$ 18,535	\$ 13,791	\$ 4,650		\$ 20,792
Mini-Grant / Traffic	\$ 12,595	\$ -	\$ -	\$ 20,340	\$ -				
DUI Traffic Grant	\$ -	\$ -	\$ 9,264	\$ 118,354	\$ 134,201				\$ 119,375
HUD (1 Officer Previous Contract Continued)	\$ 31,005	\$ 31,107.00	\$ 31,107	\$ 31,800	\$ 31,800	\$ 31,800	\$ 31,800	\$ 31,800	\$ 31,800
School Resource Officer (State)	\$ 69,664	\$ -	\$ -	\$ -	\$ -				
School Resource Officer (1) Alt School (Federal)	\$ -	\$ 15,408.00	\$ 34,174	\$ 36,226	\$ 18,599				
School Resource Officer (1) Alt School							\$ 20,500	\$ 27,771	\$ 34,922
Criminal Domestic Violence (2 Investigators)		\$ 72,102.00	\$ 111,825	\$ 90,192	\$ -				
Child/Elder Abuse Investigator (1 Investigator)	\$ -	\$ -	\$ 67,061	\$ 50,855	\$ 49,832				
School Truancy Officer Full Time	\$ -	\$ -	\$ 29,984	\$ 7,474	\$ -				
Body Armor Purchase Program	\$ -	\$ -	\$ 22,390	\$ -	\$ -		\$ 1,250	\$ 500	\$ 645
Target Corporation Award								\$ 600	\$ 500
Tasers					\$ 1,500		\$ 450	\$ 1,500	
School Dist 5 / SRO (3 in FY06 - FY09)	\$ 26,841	\$ 40,000.00	\$ -	\$ -	\$ 41,000	\$ 61,500	\$ 61,092	\$ 106,000	\$ 125,000
School Dist 5 / Truancy O/T	\$ 21,861	\$ 25,695.00	\$ 20,466	\$ -	\$ -				
SCIBRS	\$ -	\$ -	\$ -	\$ 175,600	\$ 145,409				
PSN (1 Investigator FY08)	\$ -	\$ -	\$ -	\$ 72,395	\$ 66,419	\$ 78,053	\$ 77,116	\$ 74,902	\$ 58,132
Meth Lab Eradication (Training)				\$ 434	\$ 229				
Community Bike Grant (6 Bikes)	\$ -	\$ -	\$ -	\$ 4,380	\$ -				
Homeland Security 4LETP09 in 05 (Small Towns)					\$ 59,401				
Homeland Security Rev/Ext of Previous Award					\$ 188,074	\$ 146,932		\$ 32,758	
SCDPS Street Level Criminal Apprehension (O/T)								\$ 55,596	
White Collar Crime Investigator (1 Inv. FY08)								\$ 72,947	\$ 48,907
CSI Forensics (2 Investigators FY08)								\$ 206,703	\$ 162,572
Violence Against Women									\$ 33,966
BVP Federal Body Armor Grant									\$ 26,451
CEDAP Direct Acquisition									\$ 16,550
Total Grant Generated Revenue	\$ 281,355	\$ 291,536	\$ 400,343	\$ 657,453	\$ 754,999	\$ 332,076	\$ 196,858	\$ 611,077	\$ 679,612
Officer-Generated Budget-Offsetting Revenue									
Extra Duty Run Through City							\$ 21,100	\$ 8,154	\$ 18,076
TOTAL NET REVENUE	\$ 2,064,181	\$ 1,908,419	\$ 2,128,438	\$ 2,804,861	\$ 2,610,112	\$ 2,215,214	\$ 2,060,540	\$ 2,582,491	\$ 2,643,922
In-Kind Contributions for Fiscal Year									
In-Kind Cash / Equipment Contributions	\$ 363,576	\$ 341,164	\$ 403,690	\$ 447,481	\$ 553,991	\$ 668,700	\$ 655,864	\$ 861,933	\$ 850,982
City tow service contribute to garage	\$ -	\$ 10,000	\$ -	\$ -	\$ 31,680		In Above Amt	In Above Amt	In Above Amt
Off-Duty Police Officer Employment	\$ 306,683	\$ 427,073	\$ 469,174	\$ 343,732	\$ 343,732	\$ 729,217	\$ 593,619	\$ 964,921	\$ 1,004,928
Reserve Officer / State Constable Program	\$ 94,257	\$ 76,144	\$ 133,084	\$ 76,811	\$ 76,811	\$ 120,984	\$ 74,534	\$ 92,077	\$ 86,015
Jail Work Program	\$ 67,588	\$ 77,172.00	\$ 77,172	\$ 98,532	\$ 98,532	\$ 154,926	\$ 154,926	\$ 172,596	\$ 206,899
State Prisoners Assigned To City Jail	\$ 93,312	\$ 92,520.00	\$ 92,520	\$ 92,520	\$ 92,520	\$ 95,673	\$ 95,673	\$ 95,958	\$ 95,958
TOTAL IN-KIND CONTRIBUTIONS	\$ 925,416	\$ 1,024,073	\$ 1,175,640	\$ 1,059,076	\$ 1,197,266	\$ 1,769,500	\$ 1,574,616	\$ 2,187,485	\$ 2,244,782
TOTAL CONTRIBUTION BY APD FY01:	\$2,989,597								
TOTAL CONTRIBUTION BY APD FY02:		\$2,932,492							
TOTAL CONTRIBUTION BY APD FY03:			\$3,304,078						
TOTAL CONTRIBUTION BY APD FY04:				\$3,863,937					
TOTAL CONTRIBUTION BY APD FY05:					\$3,807,378				
TOTAL CONTRIBUTION BY APD FY06:						\$3,984,714			
TOTAL CONTRIBUTION BY APD FY07:							\$3,635,156		
TOTAL CONTRIBUTION BY APD FY08:								\$4,769,976	
TOTAL CONTRIBUTION BY APD FY09:									\$4,888,704

Appendix
The City of Anderson Police Department Cash and In-Kind Contribution

IN-KIND CONTRIBUTIONS									
	FY 2001	FY 2002	FY 2003	FY 2004	FY 2005	FY 2006	FY 2007	FY 2008	FY 2009
Buck-A-Cup (actual dollars) (No Golf Tournament in Fys 06-08)	\$ 11,765	\$ 4,300	\$ 14,986	\$ 15,603	\$ 8,598	\$ 1,450	\$ 502	\$ -	0
Zack's Vending Company (vending machines - actual dollars)	\$ -	\$ 6,221	\$ 5,390	\$ 4,763	\$ 6,195	\$ -	\$ 8,977	\$ 10,529	\$ 6,351
Seized / Confiscated electronic equipment	\$ 1,500	\$ -	\$ 3,620	\$ 100	\$ -	\$ -	\$ 225	\$ -	0
Seized / Confiscated equipment	\$ -	\$ 24,000	\$ 49,000	\$ 8,000	\$ 6,000	\$ -	\$ -	\$ -	0
Criminal & Traffic State Fine Assessments	\$ 350,311	\$ 306,643	\$ 330,694	\$ 419,015	\$ 533,198	\$ 617,164	\$ 606,190	\$ 775,277	\$ 785,994
Split \$117,275 Tow fees w/ Shop. This amt to shop FY09:	\$ -	\$ -	\$ -	\$ -	\$ -	\$ 50,086	\$ 39,970	\$ 76,127	\$ 58,637
TOTAL IN-KIND CONTRIBUTION - CASH & EQUIPMENT:	\$ 363,576	\$ 341,164	\$ 403,690	\$ 447,481	\$ 553,991	\$ 668,700	\$ 655,864	\$ 861,933	\$ 850,982
Split \$63,360 Tow Service with Shop. This amt to shop FY05:	\$ -	\$ 10,000	\$ -	\$ -	\$ 31,680	See Above	See Above	See Above	See Above
OFF-DUTY HOURS PROVIDED BY PRIVATE PAY									
Man-hours provided by 52 officers at approx 20 hrs/wk for FY09									
Average hourly rate for new officers: \$13									
Man-hours worked FY09: 54,080 (Equal to 24.76 F/T Officers @ 42/wk)									
Value of Man-hours worked per year (FY08: 54,080x\$13 rounded)	\$ 226,512	\$ 308,880	\$ 333,586	\$ 240,240	\$ 240,240	\$ 517,140	\$ 405,600	\$ 676,000	\$ 703,040
Benefits provided by city:									
Retirement 10.3%:	\$ 23,331	\$ 31,815	\$ 34,359	\$ 24,745	\$ 24,745	\$ 53,265	\$ 41,777	\$ 69,628	\$ 72,413
Insurance (FY08: 24.76 f/t x \$5,000 in Fys 07-08)	\$ 31,358	\$ 39,629	\$ 42,701	\$ 30,720	\$ 30,720	\$ 69,291	\$ 71,500	\$ 119,000	\$ 123,800
FICA 7.65%:	\$ 17,328	\$ 23,629	\$ 25,519	\$ 18,378	\$ 18,378	\$ 39,561	\$ 31,028	\$ 51,714	\$ 53,783
W/C 5.98 (5.6% prior to FY08):	\$ 8,154	\$ 11,120	\$ 12,009	\$ 8,649	\$ 8,649	\$ 28,960	\$ 22,714	\$ 40,425	\$ 42,042
TOTAL VALUE OF BENEFITS (unpaid by city)	\$ 80,171	\$ 106,193	\$ 114,588	\$ 82,492	\$ 82,492	\$ 191,077	\$ 167,019	\$ 280,767	\$ 292,038
Clemson Football & Basketball Bomb Technicians	\$ -	\$ 12,000	\$ 21,000	\$ 21,000	\$ 21,000	\$ 21,000	\$ 21,000	\$ 8,154	\$ 9,850
TOTAL CONTRIBUTION BY OFFICERS ON PRIVATE PAY:	\$ 306,683	\$ 427,073	\$ 469,174	\$ 343,732	\$ 343,732	\$ 729,217	\$ 593,619	\$ 964,921	\$ 1,004,928
RESERVE OFFICER / STATE CONSTABLE PROGRAM									
4,683 Man Hrs for FY09 (Equal to 2.14 F/T Officers @ 42 Hrs./Wk.)									
Average hourly rate for new cert officers: \$13									
Value of Man-hours worked per year (4,683 X \$13 for FY09):	\$ 70,554	\$ 57,299	\$ 99,121	\$ 57,178	\$ 57,178	\$ 88,361	\$ 52,975	\$ 66,986	\$ 60,879
Benefits provided by city:									
Retirement 10.3% of above amount:	\$ 7,267	\$ 5,902	\$ 10,209	\$ 5,889	\$ 5,889	\$ 9,101	\$ 5,456	\$ 6,900	\$ 6,271
Insurance ((2.14 x \$5,000) for FY09)	\$ 9,674	\$ 8,909	\$ 12,657	\$ 7,311	\$ 7,311	\$ 11,814	\$ 9,350	\$ 11,800	10700
FICA 7.65% of above amount:	\$ 5,397	\$ 4,383	\$ 7,583	\$ 4,374	\$ 4,374	\$ 6,760	\$ 4,053	\$ 5,124	\$ 4,657
W/C 5.98% of above amount (5.6% prior to FY08):	\$ 2,540	\$ 2,063	\$ 3,568	\$ 2,058	\$ 2,058	\$ 4,948	\$ 2,967	\$ 4,006	\$ 3,641
Documented Operational Expense from Finance Records:	\$ (1,175)	\$ (2,412)	\$ (54)	\$ -	\$ -	\$ -	\$ (267)	\$ (2,739)	\$ (133)
TOTAL CONT. OF RES. OFF. / STATE CONSTABLE PROGRAM:	\$ 94,257	\$ 76,144	\$ 133,084	\$ 76,810	\$ 76,810	\$ 120,984	\$ 74,534	\$ 92,077	\$ 86,015
IN-HOUSE SERVICES PROVIDED TO CITY									
Jail work detail (FY09:12 @ 8 hrs/day / 200 days year X \$7.50; 08=10	\$ 45,760	\$ 52,800	\$ 52,800	\$ 72,000	\$ 72,000	\$ 108,000	\$ 108,000	\$ 120,000	\$ 144,000
Insurance (12 @ \$302 x 12)	\$ 16,680	\$ 18,432	\$ 18,432	\$ 18,432	\$ 18,432	\$ 32,616	\$ 32,616	\$ 36,240	\$ 43,488
FICA 7.65% of salary amount	\$ 3,501	\$ 4,039	\$ 4,039	\$ 5,508	\$ 5,508	\$ 8,262	\$ 8,262	\$ 9,180	\$ 10,800
W/C 5.98% of salary amount	\$ 1,647	\$ 1,901	\$ 1,901	\$ 2,592	\$ 2,592	\$ 6,048	\$ 6,048	\$ 7,176	\$ 8,611
City Detention Work Contribution	\$ 67,588	\$ 77,172	\$ 77,172	\$ 98,532	\$ 98,532	\$ 154,926	\$ 154,926	\$ 172,596	\$ 206,899
State prisoners assigned to city (FY09: 3 F/T @ 40 Hrs x \$7.50 x 52)	\$ 46,800	\$ 46,800	\$ 46,800	\$ 46,800	\$ 46,800	\$ 46,800	\$ 46,800	\$ 46,800	\$ 46,800
Overtime on above (3 X 16 X 1.5 X 52 X \$7.50)	\$ 28,080	\$ 28,080	\$ 28,080	\$ 28,080	\$ 28,080	\$ 28,080	\$ 28,080	\$ 28,080	\$ 28,080
Insurance (3 x \$302 x 12)	\$ 10,008	\$ 9,216	\$ 9,216	\$ 9,216	\$ 9,216	\$ 10,872	\$ 10,872	\$ 10,872	\$ 10,872
FICA 7.65% of total salary	\$ 5,728	\$ 5,728	\$ 5,728	\$ 5,728	\$ 5,728	\$ 5,728	\$ 5,728	\$ 5,728	\$ 5,728
W/C 5.98% of total salary	\$ 2,696	\$ 2,696	\$ 2,696	\$ 2,696	\$ 2,696	\$ 4,193	\$ 4,193	\$ 4,478	\$ 4,478
State Prisoner Contribution	\$ 93,312	\$ 92,520	\$ 92,520	\$ 92,520	\$ 92,520	\$ 95,673	\$ 95,673	\$ 95,958	\$ 95,958
TOTAL CONTRIBUTION OF IN-HOUSE SERVICES:	\$ 160,900	\$ 169,692	\$ 169,692	\$ 191,052	\$ 191,052	\$ 250,599	\$ 250,599	\$ 268,554	\$ 302,857
TOTAL \$ VALUE IN-KIND CONTRIBUTION:	\$ 925,416	\$ 1,024,073	\$ 1,175,640	\$ 1,059,075	\$ 1,197,265	\$ 1,769,500	\$ 1,574,616	\$ 2,187,485	\$ 2,244,782

Appendix to The City of Anderson Police Department Fiscal Year 2009 Annual Report
 Fiscal Years 2007 - 2009 Traffic and Criminal Fines
 (Un-audited and excludes refunds)

Fiscal Year 2009	TRAFFIC			CRIMINAL			COMBINED			
	Gross	Fees	Net	Gross	Fees	Net	Gross	Fees	V/A Money	Net
Jul-08	95,367.94	53,356.10	42,011.84	39,835.60	19,027.83	20,807.77	135,203.54	72,383.93	8,712.59	54,107.02
Aug-08	92,548.01	53,116.90	39,431.11	27,970.52	12,296.56	15,673.96	120,518.53	65,413.46	7,104.77	48,000.30
Sep-08	82,100.47	37,999.34	44,101.13	32,015.19	12,634.74	19,380.45	114,115.66	50,634.08	5,731.40	57,750.18
Oct-08	68,692.53	34,967.68	33,724.85	47,313.54	14,756.21	32,557.33	116,006.07	49,723.89	6,075.18	60,207.00
Nov-08	60,806.59	31,755.01	29,051.58	31,225.22	14,591.33	16,633.89	92,031.81	46,346.34	5,472.55	40,212.92
Dec-08	82,948.69	39,233.08	43,715.61	42,275.13	19,633.51	22,641.62	125,223.82	58,866.59	7,293.67	59,063.56
Jan-09	88,455.08	49,852.26	38,602.82	45,555.59	20,289.89	25,265.70	134,010.67	70,142.15	8,175.72	55,692.80
Feb-09	117,726.13	67,490.42	50,235.71	56,129.01	25,404.85	30,724.16	173,855.14	92,895.27	10,899.67	70,060.20
Mar-09	104,059.40	54,083.86	49,975.54	49,027.49	22,258.31	26,769.18	153,086.89	76,342.17	8,895.71	67,849.01
Apr-09	82,276.71	45,999.59	36,277.12	41,257.13	19,433.69	21,823.44	123,533.84	65,433.28	7,764.74	50,335.82
May-09	79,161.42	43,056.57	36,104.85	47,003.75	21,479.20	25,524.55	126,165.17	64,535.77	7,850.27	53,779.13
Jun-08	89,454.95	50,249.87	39,205.08	50,681.16	23,027.25	27,653.91	140,136.11	73,277.12	8,820.60	58,038.39
Totals	1,043,597.92	561,160.68	482,437.24	510,289.33	224,833.37	285,455.96	1,553,887.25	785,994.05	92,796.87	675,096.33

Fiscal Year 2008	TRAFFIC			CRIMINAL			COMBINED			
	Gross	Fees	Net	Gross	Fees	Net	Gross	Fees	V/A Money	Net
Jul-07	68,739.53	34,879.03	33,860.50	29,379.17	13,587.13	15,792.04	98,118.70	48,466.16	6,321.51	43,331.03
Aug-07	63,485.28	34,076.30	29,408.98	40,000.98	19,046.27	20,954.71	103,486.26	53,122.57	7,149.38	43,214.31
Sep-07	73,474.86	38,560.12	34,914.74	33,820.76	16,372.09	17,448.67	107,295.62	54,932.21	6,548.94	45,814.47
Oct-07	74,465.02	40,644.27	33,820.75	38,015.00	17,820.84	20,194.16	112,480.02	58,465.11	7,229.22	46,785.69
Nov-07	75,046.92	40,827.69	34,219.23	31,945.18	14,866.94	17,078.24	106,992.10	55,694.63	4,685.58	46,611.89
Dec-07	67,881.32	37,585.38	30,295.94	41,088.62	19,704.85	21,383.77	108,969.94	57,290.23	5,818.57	45,861.14
Jan-08	90,057.45	45,449.75	44,607.70	50,962.29	22,201.53	28,760.76	141,019.74	67,651.28	9,001.74	64,366.72
Feb-08	118,689.49	65,151.06	53,538.43	69,487.06	31,865.16	37,621.90	188,176.55	97,016.22	12,455.25	78,705.08
Mar-08	103,912.07	56,933.00	46,979.07	44,909.67	21,327.92	23,581.75	148,821.74	78,260.92	9,258.54	61,302.28
Apr-08	94,569.84	52,009.98	42,559.86	44,232.59	18,589.93	25,642.66	138,802.43	70,599.91	8,385.15	59,817.37
May-08	94,135.11	48,655.93	45,479.18	52,359.73	23,313.26	29,046.47	146,494.84	71,969.19	9,147.29	65,378.36
Jun-08	81,145.59	41,861.95	39,283.64	45,228.31	19,946.49	25,281.82	126,373.90	61,808.44	7,962.33	56,603.13
Totals	1,005,602.48	536,634.46	468,968.02	521,429.36	238,642.41	282,786.95	1,527,031.84	775,276.87	93,963.50	657,791.47

Fiscal Year 2007	TRAFFIC			CRIMINAL			COMBINED		
	Gross	Fees	Net	Gross	Fees	Net	Gross	Fees	Net
Jul-06	50,979.34	31,298.01	19,681.33	34,050.61	17,725.88	16,324.73	85,029.95	49,023.89	36,006.06
Aug-06	38,540.04	21,420.03	17,120.01	38,648.22	18,081.48	20,566.74	77,188.26	39,501.51	37,686.75
Sep-06	52,854.29	29,989.26	22,865.03	29,445.16	13,828.67	15,616.49	82,299.45	43,817.93	38,481.52
Oct-06	58,303.42	33,169.28	25,134.14	26,171.68	12,216.12	13,955.56	84,475.10	45,385.40	39,089.70
Nov-06	57,876.04	33,011.07	24,864.97	31,426.82	14,753.21	16,673.61	89,302.86	47,764.28	41,538.58
Dec-06	43,705.63	25,062.21	18,643.42	28,079.40	13,023.57	15,055.83	71,785.03	38,085.78	33,699.25
Jan-07	77,234.80	42,750.12	34,484.68	34,968.04	16,680.90	18,287.14	112,202.84	59,431.02	52,771.82
Feb-07	77,144.05	43,697.66	33,446.39	57,875.73	26,414.63	31,461.10	135,019.78	70,112.29	64,907.49
Mar-07	64,687.17	37,254.85	27,432.32	43,485.28	20,938.61	22,546.67	108,172.45	58,193.46	49,978.99
Apr-07	67,351.70	38,886.25	28,465.45	41,216.60	19,435.19	21,781.41	108,568.30	58,321.44	50,246.86
May-07	61,830.99	35,016.11	26,814.88	42,656.41	20,042.06	22,614.35	104,487.40	55,058.17	49,429.23
Jun-07	59,007.76	24,821.06	34,186.70	37,077.14	16,673.96	20,403.18	96,084.90	41,495.02	54,589.88
Totals	709,515.23	396,375.91	313,139.32	445,101.09	209,814.28	235,286.81	1,154,616.32	606,190.19	548,426.13

Appendix to The City of Anderson Police Department Fiscal Year 2009 Annual Report
 Historical Data: Previous Years Traffic and Criminal Fines
 (Un-audited and excludes refunds)

Fiscal Year 2006	TRAFFIC			CRIMINAL			COMBINED		
	Gross	Fees	Net	Gross	Fees	Net	Gross	Fees	Net
Jul-05	47,856.34	24,429.75	23,426.59	28,223.58	12,726.68	15,496.90	76,079.92	37,156.43	38,923.49
Aug-05	65,142.91	32,580.05	32,562.86	40,422.86	18,091.08	22,331.78	105,565.77	50,671.13	54,894.64
Sep-05	54,847.70	28,876.15	25,971.55	34,539.48	15,223.77	19,315.71	89,387.18	44,099.92	45,287.26
Oct-05	54,383.81	29,152.24	25,231.57	38,065.42	17,929.77	20,135.65	92,449.23	47,082.01	45,367.22
Nov-05	61,359.86	31,017.76	30,342.10	38,794.81	17,701.44	21,093.37	100,154.67	48,719.20	51,435.47
Dec-05	53,354.34	28,191.38	25,162.96	29,592.32	13,233.71	16,358.61	82,946.66	41,425.09	41,521.57
Jan-06	71,423.34	36,662.85	34,760.49	47,988.69	21,691.44	26,297.25	119,412.03	58,354.29	61,057.74
Feb-06	70,274.09	37,605.89	32,668.20	53,743.87	24,497.52	29,246.35	124,017.96	62,103.41	61,914.55
Mar-06	69,482.79	38,285.64	31,197.15	49,014.74	21,778.95	27,235.79	118,497.53	60,064.59	58,432.94
Apr-06	55,239.01	30,077.46	25,161.55	35,477.61	16,669.70	18,807.91	90,716.62	46,747.16	43,969.46
May-06	68,642.16	37,661.21	30,980.95	55,971.02	25,349.89	30,621.13	124,613.18	63,011.10	61,602.08
Jun-06	61,774.46	35,674.66	26,099.80	47,515.43	22,054.95	25,460.48	109,289.89	57,729.61	51,560.28
Totals	733,780.81	390,215.04	343,565.77	499,349.83	226,948.90	272,400.93	1,233,130.64	617,163.94	615,966.70

Fiscal Year 2005	TRAFFIC			CRIMINAL			COMBINED		
	Gross	Fees	Net	Gross	Fees	Net	Gross	Fees	Net
Jul-04	72,547.05	40,506.07	32,040.98	38,345.74	17,197.27	21,148.47	110,892.79	57,703.34	53,189.45
Aug-04	66,267.13	42,988.21	23,278.92	43,953.30	18,767.15	25,186.15	110,220.43	61,755.36	48,465.07
Sep-04	54,770.37	34,304.90	20,465.47	34,544.83	15,779.32	18,765.51	89,315.20	50,084.22	39,230.98
Oct-04	55,661.27	27,592.79	28,068.48	37,497.63	15,135.13	22,362.50	93,158.90	42,727.92	50,430.98
Nov-04	56,775.02	27,658.47	29,116.55	38,208.83	13,838.85	24,369.98	94,983.85	41,497.32	53,486.53
Dec-04	38,369.89	22,455.31	15,914.58	28,131.86	12,999.31	15,132.55	66,501.75	35,454.62	31,047.13
Jan-05	49,348.90	25,442.74	23,906.16	36,159.89	14,899.97	21,259.92	85,508.79	40,342.71	45,166.08
Feb-05	59,316.09	30,739.46	28,576.63	34,471.23	14,850.74	19,620.49	93,787.32	45,590.20	48,197.12
Mar-05	64,719.58	32,870.84	31,848.74	32,881.66	15,148.52	17,733.14	97,601.24	48,019.36	49,581.88
Apr-05	50,208.38	26,122.76	24,085.62	36,887.89	15,795.92	21,091.97	87,096.27	41,918.68	45,177.59
May-05	48,101.92	24,681.52	23,420.40	39,203.39	18,045.79	21,157.60	87,305.31	42,727.31	44,578.00
Jun-05	54,991.26	29,208.23	25,783.03	35,391.19	16,168.42	19,222.77	90,382.45	45,376.65	45,005.80
Totals	671,076.86	364,571.30	306,505.56	435,677.44	188,626.39	247,051.05	1,106,754.30	553,197.69	553,556.61

Fiscal Year 2004	TRAFFIC			CRIMINAL			COMBINED		
	Gross	Fees	Net	Gross	Fees	Net	Gross	Fees	Net
Jul-03	60,446.05	25,753.17	34,692.88	31,321.51	11,185.09	20,136.42	91,767.56	36,938.26	54,829.30
Aug-03	64,440.58	26,602.95	37,837.63	24,740.12	10,085.62	14,654.50	89,180.70	36,688.57	52,492.13
Sep-03	43,766.61	16,255.97	27,510.64	15,565.37	6,123.34	9,442.03	59,331.98	22,379.31	36,952.67
Oct-03	63,597.45	22,531.38	41,066.07	38,180.42	15,148.07	23,032.35	101,777.87	37,679.45	64,098.42
Nov-03	65,546.93	23,292.48	42,254.45	28,231.23	11,336.04	16,895.19	93,778.16	34,628.52	59,149.64
Dec-03	72,011.74	26,235.49	45,776.25	22,016.05	8,621.95	13,394.10	94,027.79	34,857.44	59,170.35
Jan-04	59,393.70	21,216.86	38,176.84	18,990.23	7,616.10	11,374.13	78,383.93	28,832.96	49,550.97
Feb-04	70,259.64	24,963.90	45,295.74	41,554.61	15,908.59	25,646.02	111,814.25	40,872.49	70,941.76
Mar-04	63,742.68	22,380.79	41,361.89	36,249.79	14,383.74	21,866.05	99,992.47	36,764.53	63,227.94
Apr-04	66,364.03	23,837.11	42,526.92	39,682.00	15,655.18	24,026.82	106,046.03	39,492.29	66,553.74
May-04	54,020.64	18,802.81	35,217.83	30,363.27	12,021.30	18,341.97	84,383.91	30,824.11	53,559.80
Jun-04	72,399.82	24,810.23	47,589.59	35,971.77	14,246.81	21,724.96	108,371.59	39,057.04	69,314.55
Totals	755,989.87	276,683.14	479,306.73	362,866.37	142,331.83	220,534.54	1,118,856.24	419,014.97	699,841.27

Appendix to The City of Anderson Police Department Fiscal Year 2009 Annual Report
 Historical Data: Previous Years Traffic and Criminal Fines
 (Un-audited and excludes refunds)

Fiscal Year 2003	TRAFFIC			CRIMINAL			COMBINED		
	Gross	Fees	Net	Gross	Fees	Net	Gross	Fees	Net
Jul-02	39,579.51	11,418.21	28,161.30	29,711.30	14,401.23	15,310.07	69,290.81	25,819.44	43,471.37
Aug-02	29,704.78	14,864.21	14,840.57	46,473.53	15,719.83	30,753.70	76,178.31	30,584.04	45,594.27
Sep-02	49,166.11	13,188.92	35,977.19	30,730.24	21,276.83	9,453.41	79,896.35	34,465.75	45,430.60
Oct-02	29,536.87	16,146.56	13,390.31	40,413.83	10,834.48	29,579.35	69,950.70	26,981.04	42,969.66
Nov-02	33,642.67	10,720.58	22,922.09	30,140.48	10,087.37	20,053.11	63,783.15	20,807.95	42,975.20
Dec-02	31,559.49	10,134.77	21,424.72	30,385.59	9,372.71	21,012.88	61,945.08	19,507.48	42,437.60
Jan-03	46,145.43	9,396.71	36,748.72	31,880.12	15,861.19	16,018.93	78,025.55	25,257.90	52,767.65
Feb-03	57,010.21	16,790.01	40,220.20	26,072.32	9,560.53	16,511.79	83,082.53	26,350.54	56,731.99
Mar-03	44,237.53	21,043.22	23,194.31	23,867.13	10,670.73	13,196.40	68,104.66	31,713.95	36,390.71
Apr-03	39,925.96	12,796.03	27,129.93	30,556.96	17,187.52	13,369.44	70,482.92	29,983.55	40,499.37
May-03	38,828.96	10,851.94	27,977.02	26,808.83	15,292.37	11,516.46	65,637.79	26,144.31	39,493.48
Jun-03	49,617.23	14,103.03	35,514.20	35,861.47	18,974.98	16,886.49	85,478.70	33,078.01	52,400.69
Totals	488,954.75	161,454.19	327,500.56	382,901.80	169,239.77	213,662.03	871,856.55	330,693.96	541,162.59

Fiscal Year 2002	TRAFFIC			CRIMINAL			COMBINED		
	Gross	Fees	Net	Gross	Fees	Net	Gross	Fees	Net
Jul-01	35,750.72	15,489.40	20,261.32	32,443.36	13,327.87	19,115.49	68,194.08	28,817.27	39,376.81
Aug-01	37,102.85	16,207.65	20,895.20	30,394.33	12,382.55	18,011.78	67,497.18	28,590.20	38,906.98
Sep-01	34,453.23	14,990.23	19,463.00	32,798.80	13,251.57	19,547.23	67,252.03	28,241.80	39,010.23
Oct-01	43,683.92	18,825.61	24,858.31	24,838.64	10,015.49	14,823.15	68,522.56	28,841.10	39,681.46
Nov-01	34,605.68	14,999.81	19,605.87	28,695.16	11,827.84	16,867.32	63,300.84	26,827.65	36,473.19
Dec-01	27,863.73	12,073.25	15,790.48	25,304.29	10,295.04	15,009.25	53,168.02	22,368.29	30,799.73
Jan-02	29,803.00	13,090.81	16,712.19	28,250.30	11,266.41	16,983.89	58,053.30	24,357.22	33,696.08
Feb-02	33,416.46	13,614.14	19,802.32	26,991.76	12,148.62	14,843.14	60,408.22	25,762.76	34,645.46
Mar-02	32,183.47	12,041.26	20,142.21	22,510.97	11,218.40	11,292.57	54,694.44	23,259.66	31,434.78
Apr-02	31,283.11	13,421.09	17,862.02	29,009.14	11,291.93	17,717.21	60,292.25	24,713.02	35,579.23
May-02	27,517.84	10,421.86	17,095.98	20,137.93	10,421.86	9,716.07	47,655.77	20,843.72	26,812.05
Jun-02	35,851.92	12,198.64	23,653.28	21,109.75	11,821.59	9,288.16	56,961.67	24,020.23	32,941.44
Totals	403,515.93	167,373.75	236,142.18	322,484.43	139,269.17	183,215.26	726,000.36	306,642.92	419,357.44

Fiscal Year 2001	TRAFFIC			CRIMINAL			COMBINED		
	Gross	Fees	Net	Gross	Fees	Net	Gross	Fees	Net
Jul-00	22,157.00	7,955.88	14,201.12	22,223.62	7,442.63	14,780.99	44,380.62	15,398.51	28,982.11
Aug-00	30,081.30	10,572.20	19,509.10	28,043.60	9,246.69	18,796.91	58,124.90	19,818.89	38,306.01
Sep-00	29,145.00	10,394.39	18,750.61	30,639.51	10,223.32	20,416.19	59,784.51	20,617.71	39,166.80
Oct-00	35,026.13	14,426.72	20,599.41	28,959.50	10,992.76	17,966.74	63,985.63	25,419.48	38,566.15
Nov-00	38,480.88	16,372.66	22,108.22	32,976.66	12,969.99	20,006.67	71,457.54	29,342.65	42,114.89
Dec-00	30,720.00	13,290.33	17,429.67	33,612.16	13,390.47	20,221.69	64,332.16	26,680.80	37,651.36
Jan-01	38,330.00	16,307.67	22,022.33	47,625.44	19,077.57	28,547.87	85,955.44	35,385.24	50,570.20
Feb-01	52,206.84	22,168.40	30,038.44	48,006.92	18,692.69	29,314.23	100,213.76	40,861.09	59,352.67
Mar-01	66,629.00	28,813.72	37,815.28	26,458.27	10,446.79	16,011.48	93,087.27	39,260.51	53,826.76
Apr-01	43,265.12	18,929.65	24,335.47	32,064.32	13,008.31	19,056.01	75,329.44	31,937.96	43,391.48
May-01	44,779.00	19,376.97	25,402.03	36,637.99	14,851.84	21,786.15	81,416.99	34,228.81	47,188.18
Jun-01	40,419.40	17,684.76	22,734.64	34,017.70	13,675.07	20,342.63	74,437.10	31,359.83	43,077.27
Totals	471,239.67	196,293.35	274,946.32	401,265.69	154,018.13	247,247.56	872,505.36	350,311.48	522,193.88

Appendix to The City of Anderson Police Department Fiscal Year 2009 Annual Report
Call-for-Service Data by Category and Type of Call

Category	Call Type	Total	Category	Call Type	Total
Alarm	Burglar	2,985	EMS Assist	Falls	9
	Holdup Alarm	101		Falls Als Pri1-Fr	3
	Panic Alarm	206		Falls-Als Pri1-Fr	8
	Patrolling Area	2		Falls-Bls Pri2	6
Alarm Total	3,294	Hem/Lac-Als Pri1-Fr		9	
Animal Call	Animal Abuse	1		Hem/Lac-Bls Pri2	5
	Animal Bite	1		Hemorrhage/Laceration	5
	Animal Bite-Als Pri1	1		Lifeline Alert	3
	Animal Bites	4		Lift Assistance	2
	Animal Carcass In Rd	3		Maternity	3
	Animal Complaint City	1,882		Obvious Dth	2
	Animal Run At Large	2		Od/Poison	2
	Barking Dog	2		Od/Poison-Als P1-Fr	2
	Cat Trap Needed	1		Od/Poison-Als Pri1-Fr	9
	Chicken Fighting	1		Od\Poison Als/Bls Pri2	6
	Dog Bite	1		Ovrds/Poison	8
	Dog Fighting	1		Ovrds/Poison-Als P1	10
	Owned Animal Run At Large	1		Preg/Birth/Miscarriage	1
	Secured Stray	3		Psyc/Suicide	9
Animal Call Total	1,904	Psyc/Suicide -Als Pri2		32	
Citizen Assist	Advisory Call	542	Psyc/Suicide-Als Pri1	105	
Citizen Assist Total	542	Seizs-Als Pri1-Fr	6		
Counter-Crime	Active Warrant	28	Seizures	4	
	Assisting Other Agcy	127	Sick Person	15	
	Check Warrants	115	Stroke	1	
	Oconee County Transfer	1	Trauma Inj	3	
	Police Check Point	35	Unc/Fainting	15	
	Possible Terrorist Act (Mail)	1	Unconscious/Fainting	5	
	Serving Warrant	417	Unknown Problem	26	
	Suspicious Person	3,868	Unkproblem	19	
Counter-Crime Total	4,592	EMS Assist Total	401		
Domestic or Civil Disput	Civil Dispute	169	Fire Assist	Fire Alarm	151
	Civil Dispute In Prog	73		Fire Carbon Monoxide Alarm	1
	Civil Disturbance	1,010		Fire Dumpster	9
	Domestic Both Parties	1,261		Fire Fuel Spill	3
	Domestic Report	253		Fire Gas\Propane Leak	18
	Domestic Unknown	176		Fire Grass Or Woods	19
	Domestic Verbal	12		Fire Of A Structure	102
	Domestic Weapons	44		Fire Power Electrical	16
	Stalking In Progress	1		Fire Power Line Down	29
	Stalking Report	10		Fire Powerline	10
	Unlawful Use Of Telephone	101		Fire Rescue	1
Domestic or Civil Dispute Total	3,110	Fire Service Call		11	
Drug or Alcohol Crime	Drug Activity	241		Fire Standby	13
	Intoxicated Subject	115	Fire Tree Down	21	
Drug or Alcohol Crime Total	356	Fire Unknown	7		
EMS Assist	Abd Pain-Als Pri1	3	Fire Vehicle	23	
	Abd Pain-Als Pri1-Fr	1	Fire Assist Total	434	
	Allergies	1	General Service	911 Hang Up	1,027
	Back Pain-Bls Pri2	2		All Other	2,445
	Breathing Problem	6		Blockade	1
	Burns/Expl-Als Pri1	1		Building or Keep Checks	23,949
	Card Arr-Als Pri1-Fr	13		Cad Test (Do Not Dispatch)	22
	Card Arrst-Als P1-Fr	3		Citizen Flag Down	58
	Chest Pain	5		Community Relations	1
	Chst Pn-Als Pri1-Fr	9		Crime Stoppers	4
	Crdc Sym-Als Pri1-Fr	2		Deliver Message	160
	Crdic/Resp Arst/Dth	7		Detention Order	1
	Diabetic-Als Pri1	5		Direct Traffic	33
	Diff Brth-Als Pri1-Fr	10		Drag Racing	7

Appendix to The City of Anderson Police Department Fiscal Year 2009 Annual Report
Call-for-Service Data by Category and Type of Call

Category	Call Type	Total	Category	Call Type	Total	
General Service	Equipment Maintenance	1	Quality of Life	Shooting In Area	233	
	Escort	483		Threats	348	
	Escort: Funeral	363		Training	1	
	Extra Duty	4		Unlawful Dumping	2	
	Followup To Original Case#	543		Quality of Life Total		1,258
	Found Property	173	Traffic Related (Non-Crash)	Assist Motorist	633	
	Highway Dept Transfer	1		Intoxicated Driver	511	
	Laurens Transfer	2		Suspicious Vehicle	1,895	
	Medical Priority Dispatch	5		Traffic Stop	12,298	
	Missing Persons Rept	244	Traffic Related (Non-Crash) Total		15,337	
	Need Assistance	118	Traffic Related (Wreck)	Hit & Run Just Occ.	97	
	Open Storage	2		Hit And Run Report	152	
	Pick Up Prisoner	121		Wreck	1,853	
	Poss. Mental Subj	4		Wreck w/ Fire	2	
	Prisoner In Custody	48	Traffic Related (Wreck) Total		2,104	
	Private Call	4	Violent Crime	Armed Robbery Delay	6	
	Public Works	136		Armed Robbery In Prog.	3	
	Pursuit	13		Armed Robbery Occured	58	
	Ride By Area	7		Aslt/Rape	24	
	Road Repairs	1		Assault In Prog.	33	
	Roadway Blocked	10		Assault Just Occured	137	
	Signal Weak	1		Assault Report	300	
	Unknown Situation	145		Assault/Rape	3	
	Unlock Door	41		Bomb Threat	26	
	Vehicle Pursuit	29		Child Abuse	13	
	Vehicle Repossession	5		Fight In Progress	258	
	Weather Statement	7		Fight Report	37	
	Welfare Check	399		Ind/Mch Acc-Als P1-Fr	1	
	General Service Total			30,618	Indecent Exp In Prog	11
	Property Crime	Auto Break-In In Progress		7	Indecent Exp Just Occ	6
		Auto Break-In Just Occured		19	Indecent Exposure Rpt	7
		Auto Break-In Report		261	Kidnapping Just Occurred	4
		Break In - In Prog.		124	Kidnapping Report	4
		Break-In Just Occured		38	Man With Gun	112
		Break-In Report		522	Man With Knife Or Sharp Obj	5
		Gas Drive Off/Just Occ	8	Sexual Assault/Rape	40	
		Gas Drive Off/Report	3	Shooting	32	
		Larceny In Prog.	28	Shooting With Inj.	6	
		Larceny Just Occured	108	Stab/Gunshot	16	
		Larceny Report	990	Stab/Gunshot Wound	9	
		Prowler	314	Stabbing Just Occured	2	
		Purse Snatching Just Occ	2	Violent Crime Total		1,153
		Shoplifter In Custody	316	White Collar Crime	Bad Check	20
		Shoplifter In Store	84		Breach Of Trust Report	85
		Shoplifter Outside	173		Forgery In Progress	29
		Stolen Vehicle In Progress	16		Forgery Report	298
		Stolen Vehicle Report	188	White Collar Crime Total		432
Trespassing		62	Grand Total		69,389	
Vandalism In Prog.		18				
Vandalism Just Occ		61				
Vandalism Report		512				
Property Crime Total		3,854				
Quality of Life	Abandoned Vehicle	9				
	B & C Violation	3				
	Gambling Activity	1				
	Juvenile Complaint	225				
	Juvenile Problems	2				
	Littering	3				
	Loud Music	425				
Prostitution Activity	6					

Appendix
The City of Anderson Police Department Fiscal Year 2009 Incidents Referenced by Type & Zone
Listed by Federal Offense Types

Count of Federal Offense Types by Zone Fiscal Year 2009. Single Entry per Incident Report								
Federal Offense Classification	Zone						Not Listed	Grand Total
	1	2	3	4	5	6		
Aggravated Assault {13A}	10	11	39	17	20	11	1	109
All Other Larceny {23H}	73	73	118	60	67	57	1	449
All Other Offenses {90Z}	23	17	80	40	49	37	4	250
Arson {200}	3		3	3	2			11
Bad Checks {90A}	34	19	2	8	5	8		76
Burglary / Breaking & Entering {220}	40	47	154	68	58	34	3	404
Contributing to the Delinquency of a Minor {90P}	4	1	2			3		10
Counterfeiting / Forgery {250}	49	32	17	12	25	59		194
Credit Card / Automatic Teller Machine Fraud {26B}	62	10	2	5	5	31		115
Curfew / Loitering / Vagrancy Violations {90B}	8	2	29	7	17	4	4	71
Destruction / Damage / Vandalism of Property {290}	153	101	204	69	87	87	2	703
Disorderly Conduct {90C}	20	25	37	30	24	24	2	162
Driving under the Influence {90D}	27	12	29	11	12	23	3	117
Drug / Narcotic Violations {35A}	39	20	97	39	49	24	7	275
Drug Equipment Violations {35B}	8	2	16	3	9	1	3	42
Drunkenness {90E}	42	27	48	28	42	36	2	225
Embezzlement {270}	5	1		1		11		18
Extortion / Blackmail {210}			1					1
False Pretenses / Swindle / Confidence Game {26A}	22	11	20	11	11	28		103
Family Offenses, Nonviolent {90F}	7	6	27	3	8	8		59
Forcible Fondling {11D}			3	1	7	2	1	14
Forcible Rape {11A}		4	4	1	1	2		12
Forcible Sodomy {11B}			1					1
Gambling Equipment Violations {39C}				1				1
Impersonation {26C}	1		2					3
Incorrigible {90K}						1		1
Intimidation {13C}	32	35	36	17	23	25	2	170
Kidnapping / Abduction {100}	7	3	6	1	2	1		20
Liquor Law Violations {90G}	33	16	46	21	37	19	2	174
Missing Persons {979}	7	6	14	2	3	5		37
Motor Vehicle Theft {240}	22	22	41	22	29	10		146
Murder / Nonnegligent Manslaughter {09A}			2		1			3
Non-Reportable {90T}	94	50	231	123	124	116	14	752
Not NIBRS Reportable - See State Charge {DNR}	54	50	120	44	58	57	77	460
Operating / Promoting / Assisting Gambling {39B}				1				1
Peeping Tom {90H}						1		1
Pornography / Obscene Material {370}						1		1
Prostitution {40A}			2					2
Prowler {992}	2	1			1	3		7
Purse-Snatching {23B}		2		1		3		6
Resisting Arrest {90N}	11	5	35	16	15	12	2	96
Robbery {120}	14	5	30	3	8	5		65
Runaway {90I}	7	4	13	23	4	7		58
Sexual Assault with an Object {11C}		1	1					2
Sexual Exposure (overtly sexual) {36C}	1	3				1		5
Shoplifting {23C}	198	22	14	6	2	186	3	431
Simple Assault {13B}	81	59	176	86	101	74	3	580
Statutory Rape {36B}				1		1		2
Stolen Property {280}	4	6	13	8	6	5		42
Suicides {980}	1	2		2	2	2		9
Suspicious Fires {978}	1	1	1	1	2			6
Telephone Calls, Harrassing {753}	23	18	35	10	15	15	2	118
Theft From Building {23D}	28	22	14	11	3	40	1	119
Theft From Coin-Operated machine or Device {23E}	3				1	2		6
Theft From Motor Vehicle {23F}	79	121	58	43	34	57	1	393
Theft of Motor Vehicle Parts or Accessories {23G}	6	6	11	6	5	5		39
Trespass of Real Property {90J}	31	9	51	12	22	11	2	138
Truancy {90L}	1						1	2
Using Vehicle Without Consent {756}	3	2	9	2	2	1		19
Weapon Law Violations {520}	8	1	39	18	8	7		81
Wire Fraud {26E}				1		1		2
Grand Total	1381	893	1933	899	1006	1164	143	7419

Appendix

The City of Anderson Police Department Fiscal Year 2009 State Crimes Referenced by Type & Zone

Count of State Crimes (State Statutes) by Zone Fiscal Year 2009. Single Entry per Incident Report.								
State Law	Zone						Not Listed	Grand Total
	1	2	3	4	5	6		
2CND DEG SEXUAL EXPLOIT OF MINOR {16-15-405}			1					1
ABANDONED VEHICLE (42-62)	2	1	1	2		1		7
ABHAN (DNR)	4	5	15	6	3	6	1	40
ALLOWING NON-LICENSED PERSON TO DRIVE (56-1-480)			2	1	2			5
ALLOWING OPERATION OF UNINSURED VEHICLE (56-11-770)				1	1			2
ANIMAL BITE	2	2	3	1	3	3		14
ARMED ROBBERY (16-11-330A)	10	4	19	2	6	5		46
ARMED TO THE TERROR OF THE PUBLIC (22-5-150)		1		1	1			3
ARSON 1ST DEGREE (PERS INJURY) (16-11-110)					1			1
ARSON 2ND DEGREE (DWELLING) (16-11-110 B)	3		4	2	2			11
ARSON 3RD DEGREE (PROPERTY) (16-11-110 C)	1			2				3
ASSAULT & BATTERY (CC)	27	19	75	41	36	36		234
ASSAULT & BATTERY WITK (16-3-620)	2	2	11	4	4	1		24
ASSAULT AND BATT ON EMER MED PROV (16-3-635)(B)		2						2
ASSAULT ON OFFICER (62-88A)	1		1	4	2	6		14
Assault on State or Local Correctional Employee (16-3-630)				1				1
ASSAULT W CONCEALED WEAPON 16-3-610	1	1	1					3
ASSAULT W/ INTENT TO KILL (17-25-0030)			3	2	1			6
ASSAULT W/I COMMIT CSC (16-3-656)			1					1
ASSIST OTHER AGENCY	1	1	12	2		1	8	25
ATTEMPT TO BURN (16-11-190)		1			1			2
ATTEMPT TO OBTAIN CONTROLLED SUBSTANCE (44-53-420A)	1	1				1		3
ATTEMPT TO POSS CONTRABAND IN MUNICIPAL JAIL (16-1-80)			1					1
ATTEMPTED ARMED ROBBERY (16-11-330B)			2					2
ATTEMPTED ROBBERY (16-11-330)				1				1
ATTEMPTED SUICIDE	1	1		1	1	2		6
ATTEMPTING TO OBTAIN A PRESCRIPTION BY FRAUD (44-53-40)		2		1		1		4
B/E MOTOR VEHICLE (16-13-160)	38	56	24	18	11	25		172
BANK FRAUD (34-3-110)	6	4	4	1	1	2		18
BEGGING/SOLICITING ALMS (62-13)	2					1		3
BENCH WARRANT	1	1	4	3		1		10
BLACKMAIL 16-17-640			1					1
Bomb Squad- Assist other Agency							28	28
BOMB THREATS 16-23-750		1						1
Bombing	1							1
BREACH OF TRUST (16-13-230)	12	7	15	8	4	19		65
BURGLARY 1ST (16-11-311)	14	16	67	21	25	9	1	153
BURGLARY 2ND (16-11-312)	18	21	71	33	24	22	2	191
BURGLARY 3RD (16-11-313)	4	6	12	12	9	3		46
Cable Theft 16-11-820			1		1			2
CARJACKING (16-3-1075)		2	2					4
CARRYING CONCEALED WEAPON (62-333)					1			1
CDV (16-25-20)	28	24	62	24	38	19	1	196
CDV 2ND (16-25-20A)	1	1	3	2	5	2		14
CDV 3RD (16-25-20B)			4	2		2		8
CDV HAN (16-25-65)	2	3	6	3	5	2	1	22
CHANGING LANES IMPROPERLY (56-5-1900)		1						1
CHILD ABANDONMENT (20-7-80)			1					1
CHILD ENDANGERMENT (56-5-2947)	2					2		4
CHILD SEAT VIOLATION (56-5-6410)	1		3	3	2			9
Computer Crime Act 16-16-20						1		1
CONSPIRACY 16-17-410	1	2			1	2		6
CONSPIRACY TO DIST CRACK COCAINE (44-53-375 (9))					1			1
CONSPIRACY TO DIST MARIJUANA (44-53-370 (10))					1			1
CONTEMPT OF COURT (22-3-950)			1					1
CONTRIBUTING DEL MINOR (16-17-490)	3		3			3		9
COUNTERFEITING (State)	2	1	3	2	3	4		15
CREDIT CARD FRAUD (16-14-60)	57	11	3	5	7	30		113
CREDIT CARD THEFT (16-14-20)	7	2	1	1		5		16
CRUEL TREATMENT OF ANIMALS (18-50)	1				1	2		4
CRUELTY TO CHILD (20-7-70)			2					2
CRUELTY TO CHILDREN (63-5-80)			1					1
CSC 1st (16-3-652)		2	2		2	1		7
CSC 2ND (16-3-653)			1			1		2
CSC 3RD (16-3-654)		1			1			2
CSC W/MINOR (16-3-655)		1	6	2	2	2		13
DEATH INVESTIGATION			2		1	1		4
DEFECTIVE TIRES (56-5-5040)			1					1
DEFRAUDING INNKEEPER (45-1-50)		1						1
DEFRAUDING RESTURANT (62-170A)					1	3		4
DISCHARGING FIREARM IN CITY (133-01)	4		8	2	2			16
DISCHARGING FIREARM IN DWELLING (16-23-440)	1	1	1	1				4

Appendix
The City of Anderson Police Department Fiscal Year 2009 State Crimes Referenced by Type & Zone

State Law	Zone						Not Listed	Grand Total
	1	2	3	4	5	6		
DISOBEDIENCE TO POLICE OFFICER (56-5-740)		1				1		2
DISORDERLY CONDUCT (16-17-530A)	10	13	15	10	14	6		68
DISREGARDING SIGN (56-5-2740)	6	2	5	2	10		1	26
DISREGARDING SIGN/CITY CODE (82-42)	1	2	5	3	5	1		17
DISREGARDING TRAFFIC CONTROL DEVICES (56-5-950)	1		1			1		3
DIST CRACK COCAINE (44-53-375 (7))				1				1
DIST ECSTASY (44-53-375 (11))			1					1
DIST MARIJUANA (44-53-370 (8))			2					2
DIST OF CONTR SUB TO PERS <18 (44-53-440)			2					2
Distribution Crack 1/2 mile of School or Park (44-53-445)				1				1
DISTURB TEACHERS & SCHOOL (62-94)	1			1				2
DISTURBING SCHOOL (16-17-420)	1	2	3	3		2		11
DOGS RUNNING AT LARGE (18-1)	1		3	2	3	1	7	17
DRAG RACING ON HIGHWAY (56-5-1600)							1	1
DRIVING LEFT OF CENTER (56-5-1810)	1			2	2			5
DRIVING WITH IMPROPER LIGHTS (56-5-4510)	1							1
DRIVING WRONG SIDE OF ROAD (56-5-1920A)					1			1
DUI (56-5-2930A)	22	9	23	6	7	18	3	88
DUI BAT (0.10%-0.15%) (56-5-2930)(L2)				1		2		3
DUI BAT (0.16%-OR ABOVE) (56-05-2930)(L3)		1	3	2		2		8
DUI BAT (NO TEST) (56-05-2930)	4	2	1	2	4			13
DUI MTF/STATE (56-5-2930) (B)			1					1
DUI MTF/STATE (56-5-2930B)	1		1		1	1		4
DUS 1ST (56-1-460)	33	16	91	42	37	47	2	268
DUS 2ND (56-1-460A)	6	3	27	11	9	10	2	68
DUS 3RD & SUB (56-1-460B)	6	5	25	16	14	5	1	72
DUS FAIL TO PAY PROP TAX (12-37-2740)				1	1			2
DUS for DUI 56-5-460 (C)						1		1
EPC (EMERGENCY PROTECTIVE CUSTODY) (STATE)	1	3	8		2	2		16
ESCAPE FROM LEGAL CUSTODY (62-3 CC)			1					1
EXPIRED DL (56-1-210)		1						1
EXPIRED VEHICLE LICENSE (56-3-110)	2	1	7	1	1	8	1	21
EXPLOITATION VULNERABLE ADULT 43-35-85 (D)			2					2
FAILURE TO ACCOMPANY (130-02)	8	6	30	11	11	8	1	75
FAILURE TO ACCOMPANY (62-87)	1		5	1	2	1		10
FAILURE TO ACQUIRE VALID TAG (56-3-210)				1		1		2
FAILURE TO DIM HEADLIGHTS (56-5-4780)		1		1				2
FAILURE TO GIVE PROPER SIGNAL (56-5-2150)			1	1	5			7
FAILURE TO PAY CAB FARE (33-37)	3	1	3	2	2			11
FAILURE TO PAY FOOD BILL (62-170)			1		1	9		11
FAILURE TO PAY FOR GASOLINE (16-13-185)	1							1
FAILURE TO RENDER AID (56-5-1230)							1	1
FAILURE TO RETURN RENTAL PROPERTY (16-13-420)	1							1
FAILURE TO STOP FOR BLUE LIGHT (56-5-750)	3	4	16	6	7	6	1	43
FAILURE TO SURRENDER DL (56-1-350)					1			1
FAILURE TO TRANSFER OWNERSHIP (56-3-1270)		1		1	1			3
FAILURE TO YIELD R/W (56-5-2320)	1	2				1	2	6
FAULTY EQUIPMENT (56-5-5310)	5	1	7	9	5	5	2	34
FIGHTING (16-15-120)	2		2	2	1	4		11
FIGHTING (62-127 CC)	3	2	6	9	4	5	2	31
FILING FALSE REPORT (16-17-722)		1	1					3
FINANCIAL EXPLOITATION VULNERABLE ADULT 43-35-85						1		1
FINANCIAL TRANSACTION CARD FORGERY (16-14-40)	2					1		3
FOLLOWING TOO CLOSELY (56-5-1930)	1	1				1		3
FORGERY (16-13-10)	37	24	15	9	19	48		152
FOUND DRUGS (DNR)		2	5	1	2	5	1	16
Found Explosives		1						1
FOUND PROPERTY (DNR)	6	8	17	14	12	7	1	65
FRAUDULENT CHECK (34-11-60A)	24	9	1	4	3	6		47
FRAUDULENT CHECK >\$1000 34-11-60	6		1	3	1	3		14
FRAUDULENT CHECK 1ST OFFENSE (34-11-60B)	1							1
FRAUDULENT CHECK OVER 500 (34-11-60)	1	3			1	2		7
FUGITIVE FROM JUSTICE (17-9-10)	1	1	2	1			1	6
FURNISHING/POSS CONTRABAND IN JAIL (24-7-155)			3	3				6
GAMBLING (62-288A)				2				2
GAS DRIVE OFF (STATE)	1	3	1					5
GIVING FALSE INFORMATION (16-17-725)	1		1			1		3
GRAND LARCENY (16-13-30 B)	39	45	59	33	37	30		243
GUN LAW VIOLATION (16-23-20)	4		17	8	2	4		35
HABITUAL OFFENDER (56-1-1020)	2		1	6	3	1		13
HARASSING PHONE CALLS (16-17-430)	11	15	19	10	9	7	2	73
HARASSMENT (16-3-1700)	18	14	15	7	10	10	1	75
HARBORING A FUGITIVE (16-5-550)			1					1

Appendix
The City of Anderson Police Department Fiscal Year 2009 State Crimes Referenced by Type & Zone

State Law	1	2	3	4	5	6	Not Listed	Grand Total
HINDERING AN OFFICER (62-68)	4		10	3	9	5		31
HOWLING/BARKING DOGS (88-88)		2					3	5
Identity Theft 16-13-510	2	1	3		1			7
ILL TREATMENT OF ANIMALS (18-50)			2		4	1	4	11
ILL TREATMENT OF ANIMALS 47-1-40	2	1	7	1	6		5	22
IMPERSONATING AN OFFICER {16-17-720}			1					1
IMPROPER BACKING (56-5-3810)			2	1	1	1		5
IMPROPER COLOR OF LAMPS (56-5-4590)						1		1
IMPROPER LEFT TURN (56-5-2120)	1							1
IMPROPER LIGHTS (56-5-4510A)			2			1		3
IMPROPER REAR TAG LIGHT (56-5-4530)				1	1			2
IMPROPER RIGHT TURN (56-5-2120B)	1							3
IMPROPER START FROM STOP (56-5-2110)			1					1
IMPROPER VEHICLE LICENSE (56-3-1360)	5	1	9	1	2	7		25
INDECENT EXPOSURE (16-15-130)		2				1		3
Indecent Exposure 62-213		1				1		2
INDECENT OR LEWD ACT (20-50)	1		1	1				3
INFORMATION ONLY (STATE)	28	22	42	14	28	31	8	173
INTERFERING W/POLICE OFFICER (62-88)	1		6	1	2	4		14
KIDNAPPING (16-3-910)	7	3	5	1	1	1		18
LEAVING SCENE OF ACCIDENT (56-5-1220)	7	1	4	1	2	7		22
LEAVING SCENE OF ACCIDENT W/BODILY INJURY 56-5-1210							1	1
LEWD ACT CHILD UNDER 16 (16-15-140)			3	1	3	1		8
LITTERING (16-11-700)	1	1	2		1	2		7
LOITERING/DRUG AREA (62-16)	8	3	32	8	17	5	4	77
LYNCHING II (16-3-220)	1		2		6			9
MAL DEST CITY PROP (62-175)	3		6	1				10
MAL DEST PERS PROP (16-11-510)	72	43	97	38	41	53		344
MAL DEST REAL PROP (16-11-520)	79	57	99	30	46	33	2	346
MANNER OF DRIVING GENERALLY (82-81)	4	3	8	1	3	1	2	22
MEAN & VICIOUS DOGS (18-107CC)			2		2		1	5
MFG CRACK COCAINE (44-53-375D)					1			1
MFG MARIJUANA (44-53-370G)	1				1			2
MISPRISION OF A FELONY (9-9)	1				1			2
MISREP OF IDENT TO LAW ENFORCMNT {16-17-725}	5	5	28	12	9	9	1	69
MISREPRESENTATION OF IDENTITY (56-1-510)			1					1
MISSING JUVENILE (DNR)			3		2	2		7
MISSING PERSON (DNR)	7	6	11	2	3	4		33
MURDER (16-3-20)			2		1			3
NATURAL DEATH (DNR)	2	2	9				1	14
NEGLECT OF VUNERABLE ADULT (43-35-85)				1		1		2
NO BUSINESS LICENSE (26-44 CC)			1			1		2
NO DL IN POSS (56-1-190)				2	2			4
NO DRIVERS LICENSE (56-1-440)	29	10	45	31	28	32	2	177
NO MOPED LICENSE (56-1-20)			1	1				2
NO PROOF INSURANCE (56-10-225)	2	2	9	4	1	5		23
NO PROOF OWNERSHIP (56-3-1270A)				2		3		5
NO REGISTRATION IN POSSESSION (56-3-1250)			1	2				3
NO TURN SIGNAL (56-5-2150A)			2	1				3
NO VEHICLE LICENSE (56-3-110B)	1				1	1		3
OBT GOODS UNDER FALSE PRETENSE (16-13-240)	6		1	2		2		11
OBT GOODS UNDER FALSE PRETENSES (CHECK) (34-11-60C)	5	7		2	1	2		17
OBTAINING DRUGS BY FRAUD (44-53-390)	1	2				1		4
OPEN CONTAINER (10-3)	1	2	5		3			11
OPEN CONTAINER (112-30)	3	3	12	7	9	5		39
OPEN CONTAINER/VEHIC(BEER/WINE) (16-4-110)	6	4	7	4	3	3		27
OPEN CONTAINER/VEHIC(BEER/WINE) (61-4-110)	13	2	17	7	9	6	1	55
OPERATING DRUG HOUSE (62-20)	7	1	13	2	7		3	33
OPERATING UNINSURED VEHICLE (56-10-520)	14	9	30	16	11	21	2	103
OVERDOSE	1	2	3			1		7
PARENTAL KIDNAPPING (16-17-495A1)			1		2			3
PARTIES TO A CRIME (56-5-6110)	1		2					3
PDOC (16-17-530)	17	13	17	17	13	7	3	87
PEDESTRIAN ON HIGHWAY 56-5-3160			1	1	1			3
PEEPING TOM (16-17-470)						1		1
PETIT LARCENY OF MOTOR VEHICLE (16-21-80(1))	2	5	3	1	3			14
PETTY LARCENY (16-13-30)	127	114	145	84	85	110	2	667
PETTY LARCENY 3RD & SUB (16-1-57)			1			1	1	3
PILFERING MOTOR VEHICLE (82-13A)	4	20	6	6	2	3		41
POINTING/PRESENTING FIREARM (16-23-410)	1	2	6	2	5	1		17
POSS BEER UNDERAGE (20-7-8920)	4	1	2	1	2	1		11
POSS BEER UNDERAGE (63-19-2440)				1		1		2
POSS BURGLARY TOOLS (16-11-20)				1				1
POSS COCAINE (44-53-375)	2		1	1	4			8

Appendix
The City of Anderson Police Department Fiscal Year 2009 State Crimes Referenced by Type & Zone

State Law	1	2	3	4	5	6	Not Listed	Grand Total
POSS DRUG PARAPHERNALIA (62-16A)	1				2			3
POSS ECSTASY (44-53-370 (4))	2		2	1				6
POSS FIREARM BY FELON (16-23-30)		1	4	1	1	1		8
POSS FIREARM SCHOOL PROPERTY (16-23-420)				1				1
POSS FIREARM UNDER AGE 18 (16-23-30)(A)(3)					1			1
POSS LIQUOR UNDERAGE (20-7-8925)					3	1		4
POSS LIQUOR UNDERAGE (63-19-2450)					1			1
POSS MARIJUANA (44-53-370 (2))	1		2		2		1	6
POSS METHAMPHETAMINE (CRANK) (44-53-370 (5))	6		5		3	2		16
POSS OF HANDGUN DURING COMMISSION OF VIOLENT CRIME (16-23-490)			6	2	1	1		10
POSS PISTOL W/SERIAL NUM REMOV (16-23-30)(C)			1					1
POSS PISTOL W/SERIAL NUMBER REMOVED (16-23-30(F))			1		1			2
POSS SAWED-OFF SHOTGUN (16-23-230)				1				1
POSS STOLEN PISTOL (16-23-30 F)			2	3	1			6
POSS STOLEN PISTOL (16-23-30)(C)			1					1
POSS STOLEN VEHICLE (16-21-80)	1	2	3	5	1	2		14
POSS SUSPENDED TAG (56-10-240)	4	1	8	5	2	6		26
POSSESSION HANDGUN UNDER 21 16-23-30(c)			2	1		1		4
PRESENTING OR POINTING FIREARM AT PERSON (62-331 CC)			1		1	1		3
PRESENTING SUSPENDED DL (56-1-510)	3		10	6	3	3	1	26
PROWLING (62-166)	4	4	17	13	16	7	1	62
PUBLIC INTOXICATION (62-90)	33	25	48	23	39	37	1	206
PURSE SNATCHING (16-13-150)	2	2		1		2		7
PWID COCAINE (44-53-370 (1))			2		1			3
PWID COCAINE W/I CLOSE PROX SCHOOL PARK (44-53-445 (1))			2		2			4
PWID CRACK COCAINE (44-53-375 (2))			6	2	5		2	15
PWID CRACK COCAINE W/I PROX SCHOOL/PARK (44-53-445 (2))			6	3	3		2	14
PWID ECSTASY (44-53-370 (6))					1	1		2
PWID ECSTASY W/I CLOSE PROX SCHOOL/PARK (44-53-445 (5))						1		1
PWID MARIJUANA (44-53-370 (3))	3	2	4	1	4	1		15
PWID MARIJUANA W/I CLOSE PROX OF SCHOOL/PARK (44-53-445 (3))	2	2	3	1	1	1		8
PWID METHAMPHETAMINE (44-53-375 (5))	1	1	1					3
RABIES CONTROL ACT (47-5-60)			1				2	3
RABIES INNOCULATION (18-136)							1	1
REC/POSS STOLEN GOODS (16-13-180)	3	4	6	1	4	3		21
RECKLESS DRIVING (56-5-2920)	4	6	7	1	3	5	2	28
RESISTING ARREST (16-9-320)	2		2	4	2	3	1	14
ROBBERY (DNR)	2	1	8		2	1		14
RUNAWAY (DNR)	7	4	13	23	3	7		57
Running At Large (Dogs) (18-1 CC)	2	4	1	1		1	9	18
SALE OF BEER/WINE TO PERSON UNDER 21 (61-4-50)	2	3			1			6
SEAT BELT VIOLATION (56-5-6520)	7	1	23	13	14	10	1	69
SEXUAL BATTERY OF SPOUSE (16-13-615)					1			1
SHOPLIFTING (16-13-110)	200	22	14	6	2	183	3	430
SIMPLE ASSAULT (CC)	27	20	39	16	26	16	2	146
SIMPLE POSS MARIJUANA (44-53-370C)	24	14	67	30	22	19	5	181
SIMPLE POSS MARIJUANA MTF (44-53-370F)	1							1
SOLICITATION FOR IMMORAL PURPOSES (62-252A)			2			1		3
SOLICITATION OF A MINOR 16-15-342				1				1
SPEEDING 1-10 MPH (56-5-1520A)	2	4	13	4	4	3		30
SPEEDING 11-14 MPH (56-5-1520B)	1	1	1	1	1	1		6
SPEEDING 15-24 MPH (56-5-1520C)	4	3	15	2		2		26
SPEEDING OVER 25 MPH (56-5-1520D)			4					4
STALKING (16-3-1720)	3	2		2		5		12
STALKING AGGRAVATED (16-3-1730)	1							1
STOLEN PROP 3rd & SUB (16-1-57 (1))			1					1
STOP PAYMENT ON CHECK W/FRAUD INTENT (34-11-80)	1							1
SUICIDE (DNR)				2	1	1		4
TAMPERING/DAMAGING AUTO (16-21-90)			1			1		2
THEFT OF ELECTRIC CURRENT (16-13-380)			2		2			4
THREATING LIFE PUBLIC OFFICIAL (16-3-1040)	1	2	1	2		1		7
TOO FAST FOR CONDITIONS (100) (56-5-1520 (100))			3	1		1		5
TOO FAST FOR CONDITIONS (51) (56-5-1520 (51))	1	1		1	2			5
TRAFFICKING COCAINE (44-53-370 (12))	1							1
TRAFFICKING CRACK COCAINE (44-53-375 (3))			2	1	2		1	6
TRAFFICKING METHAMPHETAMINES (44-53-375 (6))	1							1
TRANSFER BEER TO MINOR (61-4-90)	2	2		1				5
TRANSPORT OF LIQUOR IN VEH (61-6-4020)	6	1	4	1	5	4	1	22
TRESPASS AFTER NOTICE (16-11-620)	31	9	49	8	22	10	2	131
UNLAWFUL CARRYING OF WEAPON (62-333A)			8	1	1	2		12
UNLAWFUL COMMUNICATION (16-17-430A)	6	4	9	2	2	6		29
UNLAWFUL CONDUCT TOWARD CHILD (63-5-70)	3	1	6		1	1		12
UNLAWFUL ENTRY ENCLOSED AREA (16-11-640)			1	5		1		7
UNLAWFUL ENTRY/PILFERING AUTO (82-13)	1	2				3		6

Appendix

The City of Anderson Police Department Fiscal Year 2009 State Crimes Referenced by Type & Zone

State Law	1	2	3	4	5	6	Not Listed	Grand Total
UNLAWFUL NEGLIGENCE (20-7-50A)	3	4	5		3			15
UNLAWFUL NEGLIGENCE OF CHILD (16-3-1030)	1		4		2	2		9
UNLAWFUL SALE OF BEER (61-8-10)			1	2	1			4
UNLAWFUL SALE OF LIQUOR (61-13-210)					1			1
UNLAWFUL STORAGE ALCOHOLIC LIQUORS (61-13-260)	1							1
UNLAWFUL STORAGE OF A GUN (16-23-230)				1				1
UNLAWFUL TRANSPORT OF GUN (16-23-220)			1					1
UNLAWFUL USE OF 911 EMERG NUM (23-47-80)	1		1					2
UNLAWFUL USE OF TELEPHONE (STATE)	6	6	9		4	5		30
UNLAWFUL WEAPON (16-23-460)			1		1			2
UNSAFE EQUIPMENT (56-5-5310A)			4			1		5
USE OF VEHICLE W/O OWNERS CONSENT (16-21-60)	3	1	7	2	3	1		17
USING AROMATIC HYDROCARBONS (20-65-1)	2		2			3		7
VIOL BEG PERMIT (56-1-50)				1	7			8
VIOL NOISE ORDINANCE (90-26)	1		3	1				5
VIOL ORDER OF PROTECTION (16-25-20)		1	2	2	2	3	1	11
VIOL RESTRAINING ORDER (16-3-1750)	1				1			2
VIOL SC LIQUOR LAW (61-5-20)					1	1		2
WARRANT SERVED	1							1
WEAPON ON SCHOOL PROPERTY				2				2
WINDOW TINT (56-5-5015)			1					1
WIPER WITHOUT LIGHTS (56-5-4450)		1			2			3
Grand Total	1462	935	2155	1004	1112	1263	163	8094

Appendix
The City of Anderson Police Department Narcotics Division Fiscal Year 2008
(No data provided FY09 except Confiscated Funds Listed on Revenue Sheets)

The following is narcotic unit data for July 1, 2007 - June 30, 2008.

Month & Year	Court Cases*			Drugs Seized & Street Value**					
	Gen Sess	City Crim	Traffic	Marijuana	Crack	Coke	Meth	LSD	Assrtd PILs
Jul-07	8	67	3	202.00	17.00	23.00	7.00	0.00	7.00
Aug-07	12	65	6	133.00	9.00	11.00	0.00	0.00	0.00
Sep-07	10	23	12	420.00	3.00	7.00	5.00	0.00	0.00
Oct-07	15	54	1	132.00	20.00	10.00	2.00	0.00	0.00
Nov-07	3	31	7	300.00	23.00	4.00	0.00	0.00	14.00
Dec-07	10	59	9	137.00	44.00	13.00	0.00	0.00	0.00
Jan-08	27	34	13	136.00	15.00	15.00	12.00	0.00	21.00
Feb-08	4	22	2	104.00	25.00	5.00	0.00	0.00	0.00
Mar-08	34	27	1	117.00	21.00	11.00	5.00	0.00	0.00
Apr-08	8	56	0	126.00	9.00	3.00	3.00	0.00	0.00
May-08	10	32	21	50.00	6.00	7.00	1.00	0.00	0.00
Jun-08	8	44	2	57.00	13.00	12.00	3.00	0.00	0.00
FY08 Total	149	514	77	1,914.00	205.00	121.00	38.00	0.00	42.00
FY07 Total	110	256	117	2,519.93	154.09	186.00	1.60	0.00	104.00
FY06 Total	199	361	105	8,895.40	329.40	118.80	16.00	0.00	206
FY05 Total	203	251	79	10,991.80	152.90	5.50	56.10	0.00	44
FY04 Total	157	293	262	12,078.76	216.00	195.60	222.50	0.00	106
FY03 Total	195	214	36	931.05	328.90	35.10	318.20	0.00	103

Source: Narcotics Databases. Court cases may be different from those listed in the docket as those above are all "arrests" including arrests made on existing warrants written by others. **Figures are in grams.

	TOTAL							
FY08 Street Value	\$55,750.00	>>>>	\$19,140.00	\$20,500.00	\$12,100.00	\$3,800.00	\$0.00	\$210.00
FY07 Street Value	\$59,884.30	>>>>	\$25,195.30	\$15,409.00	\$18,600.00	\$160.00	\$0.00	\$520.00
FY06 Street Value	\$109,717.80	>>>>	\$62,267.80	\$32,940.00	\$11,880.00	\$1,600.00	\$0.00	\$1,030.00
FY05 Street Value	\$65,637.20	>>>>	\$43,967.20	\$15,290.00	\$550.00	\$5,610.00	\$0.00	\$220.00
FY04 Street Value	\$149,611.32	>>>>	\$84,551.32	\$21,600.00	\$19,560.00	\$22,250.00	\$0.00	\$1,650.00
FY03 Street Value	\$74,900.80	>>>>	\$5,586.30	\$32,890.00	\$3,510.00	\$31,820.00	\$0.00	\$1,094.50

Month & Year	Cash		Equipment seized (List Number of Each Type & Dollar Value)						
	Seized	Forfeited	(Please List Seized / Forfeited in Each Block.)						
			Cars* Seized	Cars* Forfeited	Motor Cycles	Pistols**	Rifles**	Assault Weapons	(Electronic s)***
Jul-07	\$4,834.00	\$4,645.00	0	0	0	0	0	0	0
Aug-07	\$2,560.00	\$2,240.00	1	0	0	0	0	0	0
Sep-07	\$635.00	\$400.00	0	0	0	0	0	0	0
Oct-07	\$588.00	\$510.00	0	0	0	0	0	0	0
Nov-07	\$0.00	\$0.00	0	0	0	0	0	0	0
Dec-07	\$1,253.00	\$640.00	0	0	0	0	4	0	0
Jan-08	\$15,684.00	\$5,850.00	0	0	0	0	0	0	0
Feb-08	\$4,449.00	\$1,769.00	1	0	0	1	0	0	0
Mar-08	\$6,275.00	\$4,945.00	0	0	0	1	0	1	0
Apr-08	\$10,950.00	\$1,755.00	0	0	0	1	0	0	0
May-08	\$5,267.00	\$4,754.00	0	0	0	2	0	0	0
Jun-08	\$622.00	\$460.00	0	0	0	2	1	0	0
FY08 Total	\$53,117.00	\$27,968.00	2	0	0	7	5	1	\$0.00
FY07 Total	\$6,291.00	\$24,553.00	2	1	0	19	3	0	\$225.00
FY06 Total	\$45,755.00	\$31,576.00	6	0	1	106	10	7	\$0.00
FY05 Total	\$31,360.00	\$13,944.15	4	1	0	86	11	1	\$0.00
FY04 Total	\$52,233.42	\$208,281.00	0	0	0	43	3	3	\$100.00
FY03 Total	\$10,553.45	\$22,802.00	5 >	5	1	68	6	0	\$3,620.00

Appendix
Cases Generated by Type By Group
Source: City of Anderson Municipal Court Docket (JEMS Data Base)

All FY09 charges as listed in the Jems Data Base.					
<u>Group</u>	<u>Code Violation</u>	<u>Criminal</u>	<u>Parking</u>	<u>Traffic</u>	<u>Grand Total</u>
Animal Control		55			55
APD Sworn Personnel		2,752	75	8,636	11,463
Building Code Dept.	65				65
City Hall		2	296	10	308
Individual or Business		275			275
Jail		3			3
Judicial Department		198			198
N/A		1		1	2
Park Police			2		2
Reserve Officer		3		12	15
Grand Total	65	3,289	373	8,659	<u>12,386</u>

All FY08 charges as listed in the Jems Data Base.					
<u>Group</u>	<u>Code Violation</u>	<u>Criminal</u>	<u>Parking</u>	<u>Traffic</u>	<u>Grand Total</u>
ACSO			1		1
Animal Control		1			1
APD Sworn Personnel		2,991	451	10,391	13,833
Belton PD		1		11	12
Building Code Dept.	66				66
Individual or Business		244			244
Iva PD				2	2
Jail		1			1
Judicial Department		244			244
Oconee County				16	16
Park Police			20	1	21
Reserve Officer				1	1
Grand Total	66	3,482	472	10,422	<u>14,442</u>

Data for previous years is on the following page.

Appendix
Cases Generated by Type By Group
Source: City of Anderson Municipal Court Docket (JEMS Data Base)
Historical Data

All FY07 charges as listed in the Jems Data Base.					
<u>Group</u>	<u>Code Violation</u>	<u>Criminal</u>	<u>Parking</u>	<u>Traffic</u>	<u>Grand Total</u>
Animal Control		36			36
APD Sworn Personnel		2,374	470	7,133	9,977
Building Code Dept.	171				171
Individual or Business		265			265
Judicial Department		172			172
Park Police			23		23
Grand Total	171	2,847	493	7,133	<u>10,644</u>

All FY06 charges as listed in the Jems Data Base.					
<u>Group</u>	<u>Code Violation</u>	<u>Criminal</u>	<u>Parking</u>	<u>Traffic</u>	<u>Grand Total</u>
Animal Control		40			40
APD Sworn Personnel		2,707	209	6,654	9,570
Belton PD				7	7
Code Enforcement	123				123
Individual or Business		494	1	10	505
Iva PD				2	2
Jail		1			1
Judicial Dept.		160			160
Park Police		3	57		60
Pendleton PD				4	4
Grand Total	123	3,405	267	6,677	<u>10,472</u>

All FY05 charges as listed in the Jems Data Base.					
<u>Group</u>	<u>Code Violation</u>	<u>Criminal</u>	<u>Parking</u>	<u>Traffic</u>	<u>Grand Total</u>
A Shift		351	29	362	742
Animal Control		5			5
B Shift		169		44	213
Business		401			401
C Shift		186	6	386	578
City Court		127			127
Code Enforcement	110				110
College		2			2
Community Patrol		52	4	21	77
D Shift		396	36	291	723
Individual		113		1	114
Investigator		253		18	271
Jail		1			1
Park Police			103		103
Traffic		277	222	5185	5684
Vice-Narcotics		395	3	101	499
Grand Total	110	2728	403	6409	<u>9650</u>