


The City of Anderson Police Department

Mission Statement

The mission of the Anderson City Police Department is to serve the public, protect the innocent, and enforce city, state, and federal statutes within the city limits of Anderson, South Carolina. This is accomplished through a comprehensive Total Quality Management process which emphasizes a team approach geared toward the protection of life, liberty, and property, the preservation of peace, and the prevention of crime. Each operational area - Uniformed Patrol, Community Patrol, Traffic, Detectives, and Vice/Narcotics - will work together in a responsible and professional manner in order to promote an environment in which all citizens will be able to live peacefully, work diligently, enjoy recreational activities, and be safe from threat of harm.



Fiscal Year 2008 Call for Service Summary¹

1. During Fiscal Year 2008 (July 1, 2007 – June 30, 2008)² the City of Anderson Police Department handled a total of 70,215 calls-for-service, up 9.1% from 64,337 in Fiscal-Year 2007.
2. For FY08, the average number of calls per month was 5851.25, up 489.83 from 5361.42 in FY07.
3. The average number of calls per day was 191.84, up 15.57 (+8.8%) from 176.27 in Fiscal Year 2007.
4. Officers investigated or were dispatched to “suspicious persons” 4,223 times, up 182 (+4.5%) from 4,041 in FY07.
5. Officers were dispatched to 1208 civil disputes or civil disturbances, up 275 (+29.5%) from 933 in FY07.
6. The department was dispatched to 1,806 traffic crashes, up 176, up 10.8% from 1,630 FY 2007.
 - a. Traffic crashes were 1,585, up 145 (+10.1%) from 1,440 in FY07.
 - b. Hit & Runs were 221, up 31 (+16.3%) from 190 in FY07.
7. Total traffic stops were 13,413, up 3,450 (+34.6%) from 9,963 in FY07.
 - a. Actual traffic stops were 11,406, up 3,233 (+39.6%) from 8,173 in FY07.
 - b. Suspicious vehicles were stopped 2,007 times, up 217 (+12.1%) from 1,790 in FY07.
 - c. In addition to the above figures, in FY08, officers made 445 stops of vehicles suspected of intoxicated driving and assisted motorists 693 times. The FY07 figures were 258 and 740 respectively.
8. For additional statistics see our website at Andersonpd.com.

¹ Unless otherwise noted, call-for-service analysis is based upon Central Dispatch CAD data.

² The yearly information listed in this report will be based upon the fiscal year except as otherwise noted. The Fiscal Year ends June 30. FY08 is from July 1, 2007 – June 30, 2008.

I. City of Anderson Police Department Overview

The City of Anderson Police Department’s jurisdiction serves approximately 26,326 city residents³ within an area that is approximately 15.1 square miles and contains 203 miles of linear roadway on 520 streets and roads. As of June 30, 2008 the department consisted of 91 Sworn Officers – including four sworn personnel who were assigned to the detention center - and 46 support personnel. Of these 137 personnel, 127 were full time, 9 were part time and 1 was unpaid. (These figures do not include the reserve force.) The police department’s total contribution to the city in cash and in-kind support for FY08 was \$4,769,976.⁴

The \$4,769,976 consisted of a “hard cash” (budget offsetting) contribution by the department of \$2,582,491 and an in-kind cash, equipment & services contribution valued at \$2,187,485. The *department generated* portion of the “hard cash” contribution was \$1,963,260. Grant awards contributed an additional \$611,077. Additionally, \$8,154 of extra-duty work was passed through the city, offsetting the overall budget by that amount. For more information concerning the cash and in-kind contributions, please refer to the appendix.

During FY08, personnel of the City of Anderson Police Department handled 70,215 calls-for-service, documented 7,173 incidents⁵ on 5,848 incident reports, responded to 1,806 traffic crashes (1,585 wrecks and 221 hit & runs), made 2,993⁶ criminal charges, wrote 451 parking tickets and issued 10,392 traffic citations⁷.

FY08’s 2,993 criminal charges were filed against 1,672 defendants, roughly 1.79 per perpetrator (a.k.a. “defendant”). The 10,392 traffic charges were levied against 7,437 violators, roughly 1.40 citations per violator. The following table depicts the charges, by type, and the number of defendants by fiscal year since FY04.⁸

| Charges by APD Personnel | Criminal | | | Traffic | | | Total | | |
|--------------------------|----------|-------|---------|---------|-------|---------|---------|-------|---------|
| | Charges | Defs | Avg/Def | Charges | Defs | Avg/Def | Charges | Defs | Avg/Def |
| Fiscal Year 2008 | 2,993 | 1,672 | 1.79 | 10,392 | 7,437 | 1.40 | 13,385 | 8,598 | 1.56 |
| Fiscal Year 2007 | 2,410 | 1,353 | 1.78 | 7,133 | 5,236 | 1.36 | 9,543 | 6,269 | 1.52 |
| Fiscal Year 2006 | 2,748 | 1,486 | 1.85 | 6,654 | 4,667 | 1.43 | 9,402 | 5,793 | 1.62 |
| Fiscal Year 2005 | 2,085 | 1,224 | 1.70 | 6,408 | 4,463 | 1.44 | 8,493 | 5,347 | 1.59 |
| Fiscal Year 2004 | 2,006 | 1,140 | 1.76 | 9,053 | 6,202 | 1.46 | 11,059 | 7,036 | 1.57 |

Compared to fiscal year 2007, in fiscal year 2008, calls-for-service increased 9.1% from 64,337 in fiscal year 2007, documented incidents (as federally classified) increased 17.6% from 6,105 in fiscal year 2007, written incident reports increased 15.2% from

³ Crime in the United States 2007. United States Department of Justice (FBI). Table 8.

⁴ Some financial figures referenced in this report may be un-audited.

⁵ Federal Classification Occurrences reported a maximum of 1x per incident report.

⁶ Includes all criminal charges filed by the City of Anderson Police Department personnel in both City Court and General Sessions Court. Excludes charges filed by non APD persons or entities.

⁷ Figures for traffic citations includes one written by reserve police.

⁸ Data is derived from the City of Anderson Municipal Court “JEMS” Data Base.

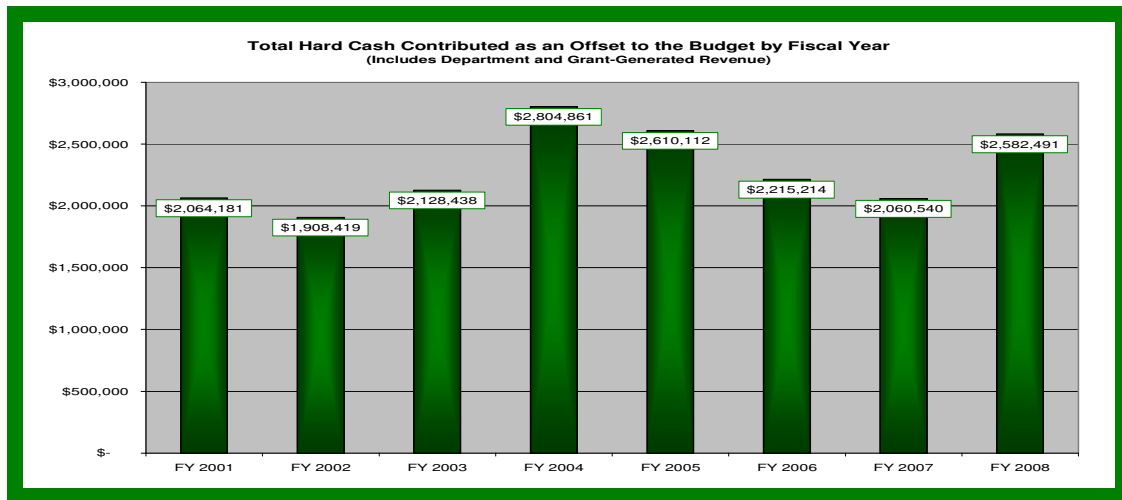
5,075 in fiscal year 2007, traffic crashes increased 10.8% from 1,630 in fiscal year 2007, criminal charges that were filed by department personnel increased 24.2% from 2,410 in fiscal year 2007, parking tickets decreased 4.0% from 470 in fiscal year 2007 and traffic citations increased 45.7% from 7,133 in fiscal year 2006.

Included within the total number of calls-for-service, specialized teams - including the bomb squad - were activated a number of times to address potentially dangerous conditions. During FY08 the bomb squad was activated 37 times compared to 13 in FY07 and 27 in FY06. The team addressed various threatening situations involving actual threats and/or reported threats from explosive devices and potentially explosive devices.

The total expense for operating the police department for fiscal year 2008 was \$7,681,459.59 or approximately 79.7 cents per day per city resident. Subtracting the hard cash contribution (\$2,582,491) from the total expense yields a net cost to taxpayers of \$5,098,968.59 or 52.9 cents per city resident per day. For each \$1 of net cost, the police department provided an additional 42.9 cents of In-Kind cash, equipment, and services.⁹ For additional information, please see the appendix.

General Revenue and Personnel

Net Income (“hard-cash”) received in FY 2008 was \$2,582,491. Major revenue-producing categories of the City of Anderson Police Department are defined as Department-generated and Grant-generated. Major sources of department-generated revenue are the Federal Inmate Housing Program, Detention Center Phone Fees, Net Criminal Fines, Net Traffic Fines, Towing (and auction) Fees and Forfeited Narcotics Funds. Compared to Fiscal Year 2007, Fiscal Year 2008 total net revenue increased by \$521,951 (+25.3%). With the exception of the federal jail, all of the major categories experienced an increase in revenue. The department received \$414,219 (+210%) more in grant funding than in FY07. Compared to FY07, in FY08, net criminal fines increased by \$47,500 (+20.2%) and net traffic fines increased by \$155,829 (+49.8%).

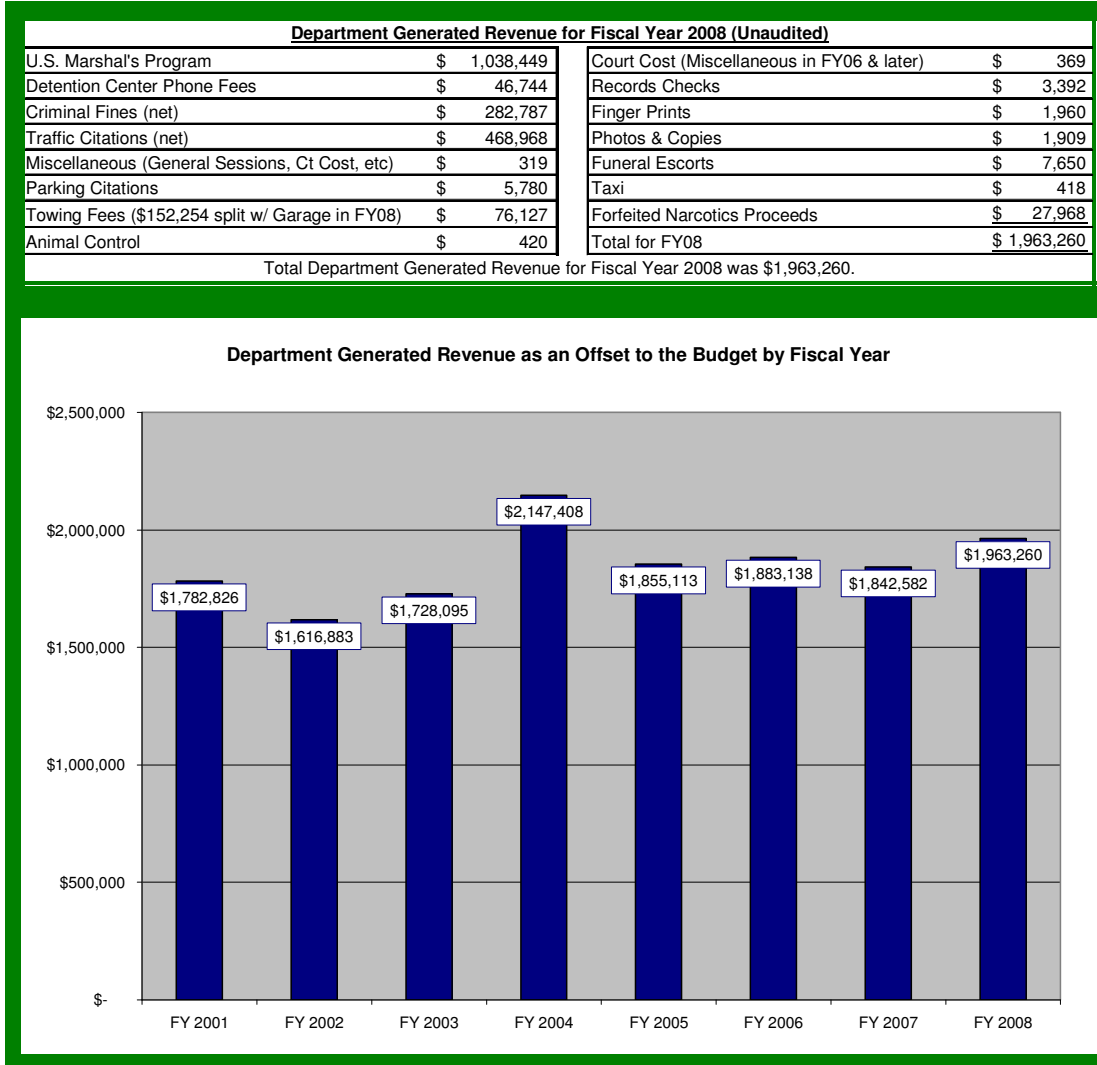


⁹ \$2,187,485 total in-kind contribution / \$5,098,968.59 net cost.

The City of Anderson Police Department Fiscal Year 2008 Annual Report

The FY 2008 revenue was collected from various in-house and grant sources. The in-house areas collected \$1,963,260, an increase of \$120,678 (+6.5%) over FY07's \$1,842,582 in net revenue, i.e., money that could be considered budget-offsetting because it goes into the city's general fund. This is referred to as *department-generated revenue*. The following table depicts the various areas wherein the department contributed in-house revenue to the city during fiscal year 2008:¹⁰

Department Generated Revenue for Fiscal Year 2008



Grant Generated Revenue for Fiscal Year 2008

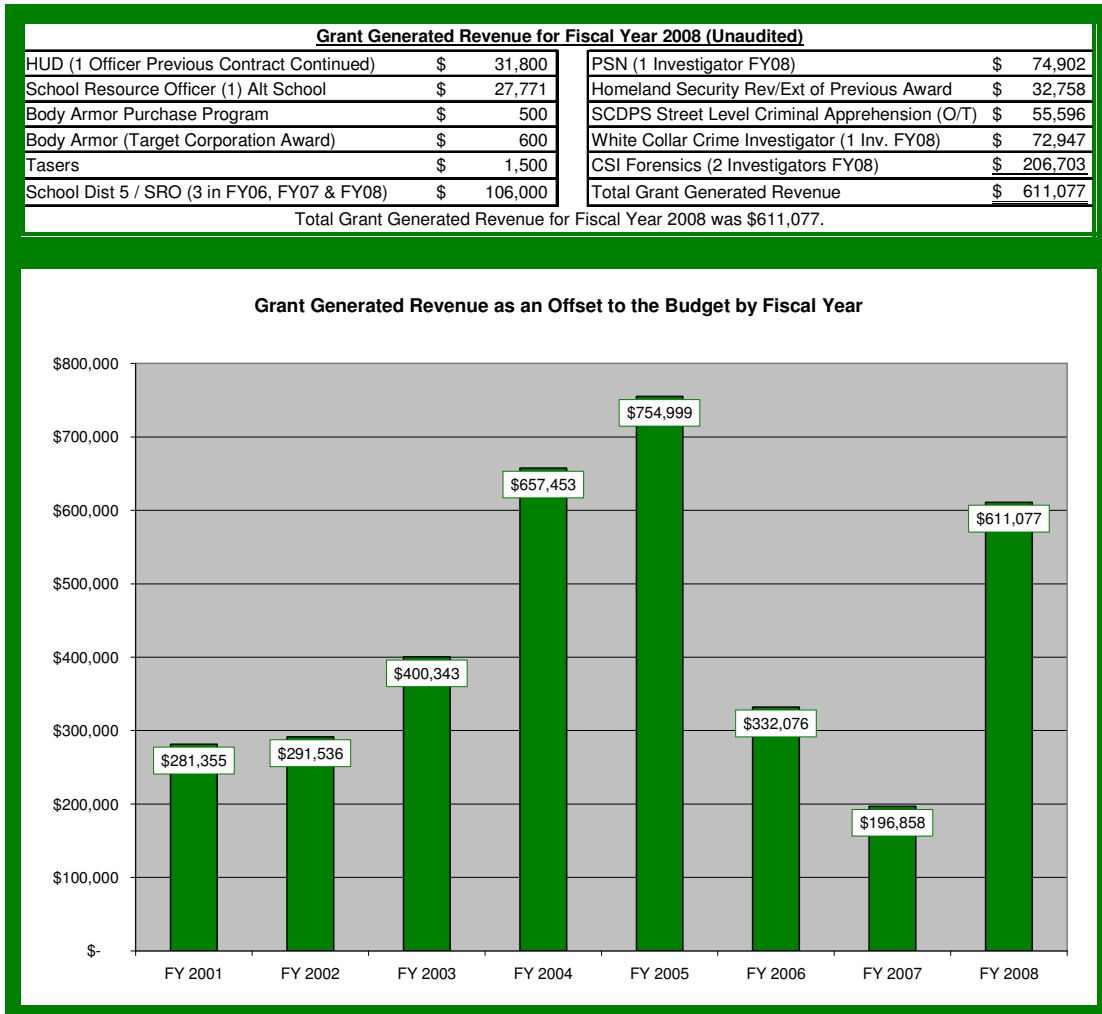
The City of Anderson Police Department aggressively pursues outside funding in an effort to enhance the quality and type of service(s) provided to the community. All programs for which the department seeks funding are pre-approved by management. The police department's grant proposals are required to demonstrate a legitimate need

¹⁰ Source: Police Department records. For more information and historical data, refer to appendix.

The City of Anderson Police Department Fiscal Year 2008 Annual Report

within the community coupled with a proposed program that when implemented, will lead to a quantifiable improvement in the nature and/or magnitude of the problem as compared to the previous year(s) prior to the grant program being put into practice.

In Fiscal Year 2008 the City of Anderson Police Department’s law enforcement grants produced \$611,077. This is referred to as *grant-generated revenue* and it also offsets the overall budget. Grant-funding from federal and state sources was significantly higher in Fiscal Year 2008 as compared to most previous years. The following table depicts the various areas wherein the department generated grant revenue to the city during fiscal year 2008:¹¹



The City of Anderson Police Department started up three (2) new grant programs in FY08: (1) a Crime Scene Investigation Unit comprised of two personnel and (2) a White Collar Crime Investigative Unit consisting of one personnel. Several existing programs were continued.

¹¹ Source: Police Department records. For more information and historical data, refer to appendix.

In-Kind Contribution Exceeds \$2,000,000 for First Year on Record!

In addition to the direct revenue contribution to the city, the department made additional contributions of an “in-kind” nature totaling \$2,187,485. This was an increase of \$612,869 (+38.9%) over the \$1,574,616 realized in FY07. In-Kind contributions provided by the police department to the community are in the form of revenue, maintenance services, off-duty police officer services, reserve police officer services, fine assessments, and equipment that was seized as a result of being related to illegal drug proceeds. For an itemized explanation of these calculations please refer to the appendix.

In-Kind Cash/Equipment Contributions. The In-Kind cash/equipment contribution for Fiscal Year 2008 consists of the following:

- \$10,529 in vending company (Zack’s Vending) fees were collected.
- Criminal and Traffic fine assessments¹² totaled \$775,277
- \$76,127 was the shop’s 50% share of the \$152,254 towing and auction proceeds that was split 50-50 with the department. The department counted its 50% share as a cash contribution and the shop’s share as an in-kind contribution because the tow program requires both the police and shop personnel to operate.

Extra-Duty Employment. According to the City of Anderson Police Department’s General Order Manual, “extra-duty employment” is defined as *any secondary employment that is conditioned upon the actual or potential use of law enforcement powers by the off-duty employee.*¹³ In FY08, approximately 50 officers worked approximately 20 hours per week for a total of 52,000 hours, the equivalent of an additional 23.8 full time officers.¹⁴ This was an increase of 9.5 (+66.4%) over 14.3 in FY07. The overall value of the extra-duty police services for FY08 was \$964,921, an increase of \$371,302 (+62.5%) over FY 2007. This estimated amount includes the base salary and benefits of employing 23.8 additional officers at the near-starting base rate of \$13/hour. The value of extra duty employment has increased in the last few years due to the increased health care costs and starting pay for officers. Prior to FY06 single-coverage health insurance was calculated at \$256/month per slot compared to \$302/month in FY06. In FY07, health insurance was estimated to be approximately \$5,000 per officer per year or approximately \$417 per month per officer. Workmen’s comp calculations

¹² This figure “passes through” the city to the state and as such is not included in the “Department Generated Revenue for Fiscal Year” because it has no net value to the city.

¹³ General Order 1401.

¹⁴ In FY07 the department converted back to a 42-hour work week from a 40-hour work week. Fiscal Year 2006’s calculations were based upon f/t officers working 2,080 hours per year (52X40). In FY06, officers were scheduled 40 per week. Prior to FY06 and after FY06, officers were and are scheduled at 42 per week. Therefore FYs 07 & 08 calculations are based upon f/t officers working 2,184 (52X42) hours per year.

were calculated at 5.6% in FYs 2006 and 2007 instead of the usual city-average of 3.6% in previous years. In FY08 the workmen's comp figure was calculated at 5.98% of salary.

Reserve Officer / State Constable Program. During FY08, the City of Anderson Police Department's Reserve Force provided 5,152.75 hours of police services, an increase of 1,077.75 (+26.4%) over 4,075 in FY07. This is equivalent to an additional 2.36 full time officers compared to 1.87 in FY07. The total in-kind dollar value of this program to the city in FY08 was \$92,077, an increase of \$17,543 (+23.5%) over \$74,534 in FY07. For more information on this program please refer to the section titled *Reserve Officer / State Constable Program*.

Detention Center. In addition to the direct revenue contribution to the city, the Detention Center made an additional contribution of an "in-kind" nature totaling \$268,554, an increase of \$17,955 (+7.2%) over \$250,599 in FY07. The FY08 increase was due to a slight increase in the number of inmates on work detail. In-Kind contributions provided by the Detention Center to the community are in the form of maintenance services (a.k.a. the *Jail Work Program*) that are provided by inmates who are working off their charges in the city jail and by state prisoners who are assigned to the Detention Center to assist with the day-to-day operation of the Detention Center.¹⁵ For more detailed information about the Detention Center, please refer to the City of Anderson Detention Center Fiscal Year 2008 Annual Report.

Jail Work Program. The City of Anderson Detention Center provides necessary general labor services to the city at no charge. Services are performed by inmates who are sentenced for a variety of misdemeanor convictions in City Court. Typical services provided by the work group include general cleaning of city buildings, washing city vehicles, kitchen work, and light landscaping duties on city-owned properties and right-of-ways around town. In FY08, approximately ten inmates worked eight hours per day for approximately 200 days providing services that were conservatively valued at \$7.50 per hour. In FY07 the figure was approximately nine per day. The value of these services (base pay + benefits) in FYs 2006 and 2007 was valued at \$154,926, up from \$98,532 in FY05.¹⁶ In FY08 the value was \$172,596. The FY08 increase includes an increase in workmen's comp costs.

State Prisoners Assigned to City. In addition to the city's jail work program, three inmates from the South Carolina Department of Corrections are assigned to the City of Anderson Detention Center for the purpose of providing general labor services to the Detention Center. The inmates assigned to the APD worked an average of 56 hours per week during FY07. The value of their services to the city in FY08 was \$95,958, an increase of \$285 over FY07's \$95,673. The FY08 increase in the value of state inmate labor was due to increased workmen's comp costs.

¹⁵ For a complete explanation of the value of these services please see appendix.

¹⁶ For a complete explanation of the value of these services please see appendix.

Law Enforcement Personnel

The City of Anderson Police Department consists of six divisions:

- Patrol Services and Traffic Services
- Investigative Services Division
- Vice-Narcotics
- Detention
- Administrative Services: Records and law Enforcement Technical Services
- Support Services: Recruitment, Training, Community Patrol, and Animal Control

Sworn Personnel. At the end of FY08, the City of Anderson Police Department employed 91 budgeted-sworn positions assigned as follows:

| | Chief | Captain | Lieutenant | Sergeant | Officers |
|-------------------------|-----------|---------|------------|----------|-----------------|
| A Shift | | | 1 | 2 | 9 |
| B Shift | | | 1 | 2 | 9 |
| C Shift | | | 1 | 1 | 9 |
| D Shift | | | 1 | 2 | 8 |
| Detention | | 1 | 1 | 2 | |
| Investigations | | 1 | 1 | 2 | 8 ¹⁷ |
| Vice-Narcotics | | 1 | 1 | 2 | 7 ¹⁸ |
| Support Services | | 1 | 1 | 2 | 7 |
| Evidence | | | | | 1 |
| Administration | | 1 | 1 | 2 | |
| Patrol Services | 1 | 1 | | | |
| Sub Total | 1 | 6 | 9 | 17 | 58 |
| Grand Total | 91 | | | | |

Civilian Personnel. The 46 non-sworn members¹⁹ who make up the support staff for the certified officers are employed in specialized functions that are essential to the department in order for it to successfully conduct its daily business efficiently. Civilian personnel are utilized in areas where direct law enforcement action is not required. They are assigned duties that support key aspects of the law enforcement profession. Such duties include maintaining criminal intelligence files, data processing, record keeping, organizational planning and operating the jail.²⁰

¹⁷ The 8 officers listed for Investigations includes 2 grant-funded CSI personnel and 1 grant-funded White Collar Crime Investigator.

¹⁸ The 7 officers listed for Vice-Narcotics includes 1 grant-funded PSN anti-gang Investigator.

¹⁹ The 46 listed positions include 1 un-paid Chaplain, 1 P/T medical Staff and 8 P/T Crossing Guards.

²⁰ For information concerning the duties of Booking Officers, Jailers and Transport Officers please refer to the City of Anderson Detention Center Fiscal year 2006 Annual Report.

The City of Anderson Police Department Fiscal Year 2008 Annual Report

The Victims' Advocate is funded by state mandated assessments on fines collected in the City of Anderson. Therefore the cost of maintaining this position has no actual impact upon the general fund of the city. The Victims' Advocate provides counseling to individuals who have been traumatized by crime and insures that they are regularly updated on the status of cases that are pending against the persons who have victimized them.

The Animal Control Officer picks up hundreds of animals each year and transports those animals to the Anderson County Animal Shelter where they are humanely cared for until a final home can be found for them.

The secretarial staff provides support to all divisions including the Detention Center. The three (3) personnel listed for the Administration Unit for FY08 includes a slot which was upgraded to Technical Services during FY08 and which was not back-filled during the remainder of FY08. It also includes one (1) personnel who provides secretarial services for the Detention Center.

Part-time medical personnel are assigned to the detention center to insure that inmates receive proper medical care. The medical personnel, along with booking officers, jailers, "floaters" and transport personnel, ensure that inmates are properly cared for while being securely maintained in our inmate housing facility.

Crossing Guards are an integral and invaluable part of the Department. These personnel are temporarily employed throughout the school year to ensure that school areas are safe for all commuters, including both drivers and walkers. These positions are part-time and the hours are usually immediately prior to or after the beginning and/or dismissal of their assigned school. Their primary duties include - first and foremost – making sure that children behave in a safe and practical manner while arriving at or exiting from school and crossing roadways. They also assist in traffic management by providing a safe and convenient passageway for motorized traffic through the school zones.

The Chaplaincy program is a vital source of stress control for the department's sworn and non-sworn personnel. The Chaplain provides general counseling services to the officers on an as-needed basis and often accompanies officers on a "ride-along". In addition, oftentimes the Chaplain provides a short oration to oncoming shifts during the roll call period, quite often on Friday nights. This *seems* to better prepare the group for their upcoming activities. The department is grateful for the services provided by its Chaplaincy program and plans to maintain the program indefinitely.

The following table is a summary of the respective assignments of the department's civilian personnel.

| City of Anderson Police Department Civilian Personnel (FY08) | | | | | | | | | | | | | |
|--|---------|---------|---------|-----------|----------------|----------------|---------------------|---------------------|---------------------|-------------|-----------------------|---------------------|-------------------|
| | Booking | Floater | Jailers | Transport | Victim's Advo. | Animal Control | Parking Enforcement | L. E. Tech Services | Receptionist (Temp) | Secretaries | Crossing Guards (p/t) | Medical Staff (p/t) | Chaplain (Unpaid) |
| A Shift | 2 | 1 | 2 | | | | | | | | | | |
| B Shift | 2 | 1 | 2 | | | | | | | | | | |
| C Shift | 2 | 1 | 2 | | | | | | | | | | |
| D Shift | 2 | 1 | 2 | | | | | | | | | | |
| Detectives (ISD) | | | | | 2 | | | | | 1 | | | |
| Narcotics | | | | | | | | | | | | | |
| Traffic | | | | | | | | | | | | | |
| Administration | | | | | | | 1 | 1 | 1 | 3 | | | |
| Detention | 1 | | 1 | 2 | | | | | | 1 | | | |
| Support Services | | | | | | 1 | | | | 1 | | | |
| Patrol Services | | | | | | | | | | | | | 1 |
| Part Time | | | | | | | | | | | 8 | 1 | |
| Sub Total | 9 | 4 | 9 | 2 | 2 | 1 | 1 | 1 | 1 | 6 | 8 | 1 | 1 |
| Grand Total | 46 | | | | | | | | | | | | |

The Office of Professional Standards (“Internal Affairs”).

The series of City of Anderson Police Department *General Orders* which apply to Internal Affairs is the 1800 series. According to General Order 1801

The policy of the City of Anderson Police Department is to ensure that integrity is maintained through an internal system where objectivity, fairness, and justice are assured by intensive and impartial investigation and review to clear the innocent, establish guilt of wrongdoers, and facilitate fair, suitable, and consistent disciplinary action. All Internal Affairs policies and procedures apply to all members of the City of Anderson Police Department - sworn, non-sworn, reserve, volunteer, or interns, etc - who have a professional relationship with the department.

A proper understanding of what constitutes a valid complaint is essential to start the entire complaint and administrative investigation process. The person receiving a complaint must have a full and complete understanding of what is or is not a valid complaint. Without the essential foundation the entire process is curtailed at the very beginning and the system fails to adequately hold individual employees accountable for not initiating the proper procedures of complaint acceptance.

The City of Anderson Police Department Fiscal Year 2008 Annual Report

In order to facilitate citizens who desire to initiate a complaint, the protocol for contacting the I/A Coordinator is detailed on our website at www.andersonpd.com. Citizens may also either call the main line to the City of Anderson Police Department or contact the I/A coordinator directly by phone. In summary, a complaint can be filed with Internal Affairs in the following ways:

A citizen may elect to go to the Anderson Police Department and request to speak with an internal affairs investigator or the shift supervisor

Call the Internal Affairs Office at 864-231-2288.

Write a letter to the attention of either the Chief of Police or the Internal Affairs Division at the Anderson Police Department, 401 South Main Street, Anderson, SC 29624

Use of Force. In addition to citizen complaints, the I/A Coordinator also tracks “Use of Force” statistics. The following table is the Internal Affairs Coordinator’s summary for FY08.

| Fiscal Year 2008 INTERNAL AFFAIRS REPORT | | | |
|--|--|----------------------|-------------|
| 1 | COMPLAINTS PER NUMBER OF CONTACTS MADE. | | |
| | CALLS FOR SERVICE | 70,215 | |
| | CONTACTS MADE | 175,538 (estimated*) | |
| | COMPLAINTS | 60 | 0.034% |
| | a. UNFOUNDED | 8 | |
| | b. EXONERATED | 24 | |
| | c. NOT SUSTAINED | 10 | |
| | d. SUSTAINED | 18 | |
| | *This is based on 2.5 numbers of people officers make contact with on any given call. 2.5 was the general consensus of Anderson Police Officers. | | |
| 2 | USE OF FORCE BASED ON THE NUMBER OF ARRESTS. | | |
| | TOTAL NUMBER OF Arrests | 3,276 | |
| | TOTAL USES OF FORCE | 77 | 2.35% |
| | a. PHYSICAL | 21 | |
| | b. TASER | 51* | |
| | c. CHEMICAL | 1 | |
| | d. IMPACT | 2 | |
| | e. FIREARM | 2 | (NOT FIRED) |
| | f. K-9 | 0 | |
| | *IN 7 OF THESE REPORTS, THE TASER WAS NOT DEPLOYED. | | |
| 3 | VEHICLE PURSUITS BASED ON THE NUMBER OF TRAFFIC STOPS | | |
| | TOTAL NUMBER OF STOPS | 13,413 | |
| | TOTAL NUMBER OF PURSUITS | 22 | 0.16% |
| | a. POLICE ACCIDENTS | 0 | |
| | b. OFFENDER ACCIDENTS | 2 | |
| | c. INJURIES | 1* | |
| | *THE INJURY WAS TO THE OFFENDER. | | |

II. Major Accomplishments

The Five-Year Strategic Plan

Purpose. The City of Anderson Police Department is one of the most visible components of local government and by most peoples' accounts has the most impact on the daily lives of the people who live in and visit our community. For many years this department has played a leading role in city government and in the law enforcement profession. The department's management personnel are committed to this role. We believe that by developing a solid *Strategic Plan* we will establish our roadmap for success which will enable us to successfully move forward into the future. Therefore, the City of Anderson Police Department has developed a multi-year Strategic Plan which will provide guidance to the department as it transitions into the 21st century. Most people in academia recommend that a strategic plan look forward and project between three and five years. Because of the rapidly changing issues that we face today, the Anderson Police Department Strategic Plan extends five years out.

A Strategic Plan is a *blueprint* that enables an organization to build and develop its business response to the needs of its market-place in an effort to meet the challenges of the future. Further, it is also a process by which an organization's vision, goals, and objectives (means for achieving goals) are defined, implemented, evaluated, and updated on a continual basis as a means for helping the organization to adapt and thrive in an ever-changing environment. Strategic Planning is sometimes referred to as Long-Range Planning, Five Year Plans or Ten Year plans. All of those labels refer to basically the same concept

The Strategic Plan of the City of Anderson Police Department is a process for leading, guiding, focusing and directing the agency toward achieving its ultimate mission. This Long-Range planning process is indispensable for ensuring that the department's efforts, resources, and attention are managed at the appropriate levels to meet the needs of the Greater-Anderson community and to avoid the risks associated with becoming stretched too thin as the department attempts to address the ever-increasing multitude of issues that impact our ability to achieve the mission. A policing agency that merely stays focused on day-to-day concerns becomes totally reactive and tends to stifle creativity and innovation -- the very characteristics needed by a modern policing agency.

In March of 2007, the executive staff met to perform a situational assessment of our current environment and evaluate the organization's strengths, weaknesses, opportunities and threats. Out of this analysis came the development of the department's goals and objectives.

In order to achieve the desired goals and objectives, detailed strategies have been established to provide benchmarks on the road to goal-attainment. While input was sought from every member of the department, these strategies are not to be considered all encompassing. The fluidity of modern public safety necessitates frequent review and update.

With more responsibility comes more accountability. This program ensures that division supervisors are knowledgeable about the problems in their areas, develop effective working strategies to address these problems, and are constantly developing internal and external partnerships to eliminate the crime problems in their areas of responsibility and/or expertise. Technology provides the key change in the way that we do business.

While we have a good technological infrastructure, we must learn to use our data in order to make both routine and critical decisions on resource deployment, crime fighting strategies and community enhancement. During the years covered by this plan, we will be using our technology to streamline

our administrative functions and allow us to share information rapidly so that crime suppression activities may be used in a timely fashion.

Training will also be a mainstay of our agenda for this plan. We will continue to hire new personnel and provide them with all of the tools and skills necessary for a complex profession. Training, however, will not just focus on the new employee. It will be our goal to improve the skill level of all of our employees.

The two major accomplishments under the five-year-strategic-plan for fiscal year 2008 were:

1. A Crime Scene Investigative Unit including a Cyber Forensics sub-unit was established. Employing a C. S. I. Unit enables the City of Anderson Police Department to have two Crime Scene Investigators, fully equipped and trained to respond to major and minor crimes. Crimes that this unit serviced in FY08 included homicides, assaults, robberies, larcenies (theft of property and vehicles), criminal sexual conduct (rape), child abuse and shoplifting. Some of the services provided by the C.S.I unit are Crime Scene Photography, Latent Print Collection and Processing, Print comparison (to match or eliminate suspects), Proper Evidence Collection, Marijuana Analysis, Video Enhancement and Crime Scene Mapping.
2. The Detention Unit restructured to become a stand alone unit and improved its physical security. The first opportunity for improvement was the physical security of the jail, particularly the camera system. Twenty-seven vandal-resistant color dome cameras were installed which allows for instant access to real-time monitoring and review of past activities, going back more than a month.

The second area targeted for improvement was reorganization which allowed for line detention officers to move into areas of supervisory roles. Initially, Police Sergeants were selected to lead each detention shift. Police Sergeants were selected to supervise shifts in order to relieve the Uniform Patrol supervisors of the responsibility for supervising the shift-based units of detention officers. This, however, was a temporary plan. In early 2008, the first of the Police Sergeants were redeployed from managing detention officers and placed back into a direct law enforcement role. Subsequently, line detention officers were selected to replace the Police Sergeants and began to command individual detention units. This allowed detention officers an opportunity to advance into supervisory roles where there was no prospect before.

Additional progress has been made toward achieving the following goals contained in the five-year strategic plan in the following areas:

Goal 1 - Facilitate crime and traffic accident prevention and reduction through proactive problem solving strategies and community partnerships.

The milestones reached during FY08 toward achieving this goal were:

The department maintained its "Street Crimes Unit" to proactively target street level offenders and gang members and created a Warrant Division. The K-9 Division was enhanced. A Forensic Service sub-unit under the Investigative Services Unit was established and encompasses both Crime Scene Investigation and Cyber Forensics. The department's Mutual Aid Agreements with surrounding law enforcement agencies was maintained. The City of Anderson Police Department continued its participation in the South Carolina Attorney General's Child Internet Predator

program. Funding was aggressively sought through grant sources for all established and planned police service enhancements. Indeed, FY09 was a near-record year for grant funding. Line officers were trained and certified in Advanced DUI Detection and speed measuring devices (RADAR). “Business Watch” was enhanced and went to an internet-based site called “Linking Communities”. The School Resource Officer Program was continued and increased funding was negotiated with the local school district. Officers set up and attended Neighborhood Community Meetings. Finally the department participated in the Anderson County Gang Task Force/Juvenile Assessment Center Development Project.

Goal 2 - Restructuring the Department and building organizational capacity to support the reduction of crime and disorder.

The milestones reached during FY08 toward achieving this goal were: The Detention Facility was reorganized as a “stand alone unit”. The staffing levels were adjusted to meet the population demands of the facility. This eliminated the need to take patrol officers off the road to fill in at the Detention Center. The promotional process (Detention Officer I, II, and supervisory positions) was reformed to allow for internal promotions. The Detention Unit improved the existing video surveillance system within the detention facility. This was also a technological upgrade. The entire Department aligned its structure and manpower to facilitate goal achievement. Departmental personnel and Command Staff were re-aligned and increase to six (6) Service Units from the past level of four (4) Divisions.

Past Divisions

Support Services
Patrol/Traffic
Detention/Records
Investigations/Vice & Narcotics

Present Units

Support Services
Patrol/Traffic
Detention
Vice and Narcotics
Criminal Investigations
Administration

The department enhanced its capacity of human resources and financial management to support line operations by developing a budget replacement plan for Patrol and capital equipment²¹, developing a budget for the Narcotics/Vice Unit, developing a budget for the K-9 Unit, developing a budget for a Forensic/Evidence Unit, developing a budget for training, developing a budget for S.W.A.T. and developing a budget for the Bomb Squad.

The department enhanced employee performance, supervision, leadership and management capabilities through training and accountability. Officer/supervisor evaluation training was enhanced. Emphasis was placed upon rewarding high performance and managerial accountability through modern management practices.

Goal 3- Enhancing police professionalism and community trust through accountability, performance measures, training, recruiting, and adoption of modern police practices.

The milestones reached during FY08 toward achieving this goal were:

²¹ Capital Equipment - to include vehicles, Ballistic Vests, Patrol Rifles, vehicle video cameras, vehicle laptops, tasers, radar units

The department recruited, trained, and retained qualified, experienced and service-oriented people by developing a Training and Recruiting Unit under Support Services. The department assigned a full-time recruiting officer to recruit qualified personnel. Minorities and women were recruited and hired at an unprecedented level. The department constructed an Outdoor Firing Range and Training Center.

Goal 4- Acquiring modern technology, information management, and infrastructure that supports organizational goals and objectives.

The milestones reached during FY08 toward achieving this goal were:

The integration of police department information systems was improved by Participation in SCIEX (South Carolina Information Exchange). The department continued its participation in LEMS (Law Enforcement Messaging Switcher). The South Carolina Incident Based Reporting System certification through SLED was maintained. The department began participation in DMV Online, allowing investigators quick access to DMV records. Software was purchased to assist in the investigation of Internet Crimes against Children. The department contributed intelligence to SLED's Violent Crime and Gang Dbase. Technology was acquired to improve service delivery, namely C.S.I. personnel, training and equipment.

Daily Operations, Crime Suppression and Traffic Crash Reduction

The City of Anderson has decreased its violent crime rate since the mid-nineties and is currently enacting programs expected to decrease traffic accidents. The department divides the city into six patrol zones that substantially coincide with the individual wards. The zones are different sizes, with zones three and four being the smallest. Zones one and six are the largest. The zones are substantially the same as the political subdivisions of the city (wards).

The following sections detail the public safety in the city as it pertains to (1) crime and (2) traffic accidents. An attempt is made to detail the major criminal activity and explain the frequency of the activity.

A Significant Decrease in Violent Crime Since 1991

Uniform Crime Report (UCR) Violent Crime. The City of Anderson Police Department tracks major violent crimes and major property crimes. Our overall measurement of safety within the City of Anderson is the measurement of the following major violent crime: Murder, Robbery, Rape and Aggravated Assault. The figures contained in this section of the annual report are comparable to the City of Anderson from year to year and across years. In other words, the same type of crimes have been measured either by counting reports by hand prior through approximately Fiscal Year 2004 or pulling the data electronically for the last few years. However, the department's internal figures for the federal classifications as compiled by the United States Department of Justice for some crimes are somewhat different, especially for Aggravated Assault.

In the FBI's Uniform Crime Reporting (UCR) Program, violent crime is composed of four offenses: murder and nonnegligent manslaughter, forcible rape, robbery, and aggravated assault. Violent crimes are defined in the UCR Program as those offenses which involve force or threat of force. For the most part the City of Anderson Police Department measures our major classifications in the same way except for aggravated assault. The City of Anderson Police Department has always limited its count of aggravated assaults to *Assault & Battery of a High and Aggravated Nature, Assault with Intent to Kill* and *Criminal Domestic Violence of a High & Aggravated Nature* because these type assaults are the ones that include serious circumstances. The Feds include additional assaults in their classifications. Therefore, the federal classifications should be used when comparing the City of Anderson's crime counts and crime rates to the national, regional, state or county averages or to other areas and our counts limited to serious assaults should be utilized when tracking our crime counts and crime rates over time.

Caution against ranking. Each year when the federal data is published, some entities use reported figures to compile rankings of cities and counties. These rough rankings

The City of Anderson Police Department Fiscal Year 2008 Annual Report

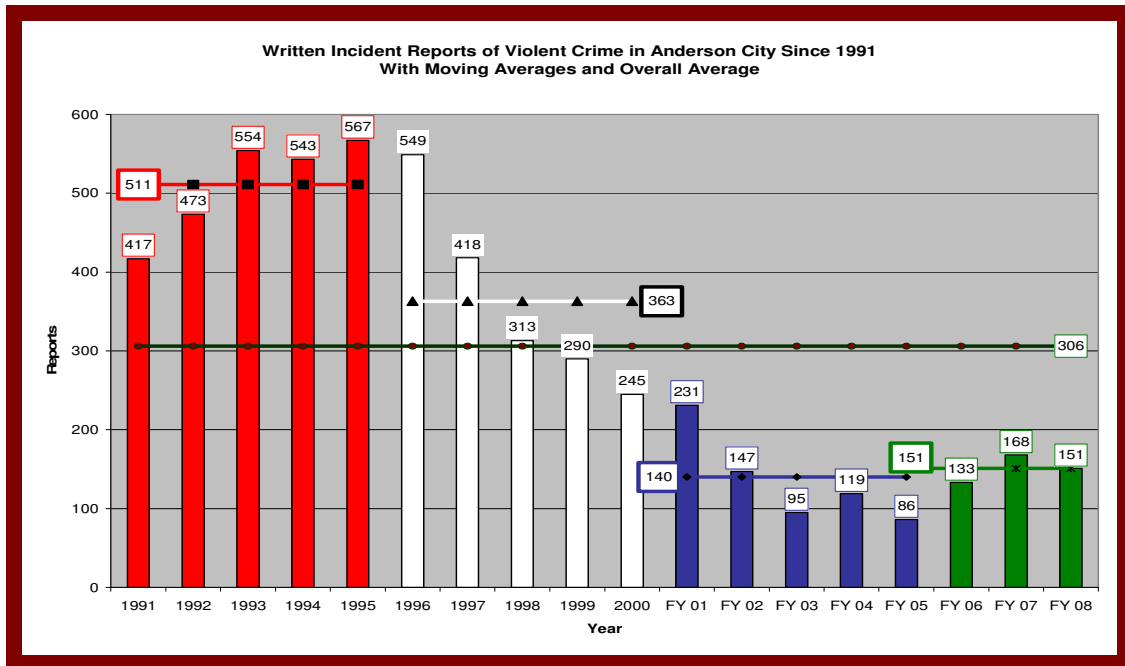
provide no insight into the numerous variables that mold crime in a particular town, city, county, state, or region. Consequently, they lead to simplistic and/or incomplete analyses that often create misleading perceptions adversely affecting communities and their residents. Valid assessments are possible only with careful study and analysis of the range of unique conditions affecting each local law enforcement jurisdiction. *The data user is, therefore, cautioned against comparing statistical data of individual reporting units from cities, metropolitan areas, states, or colleges or universities solely on the basis of their population coverage or student enrollment.*

City of Anderson’s crime reports. The overall average number of yearly violent crime reports for the 18-year period ending with FY08 was 306 with a standard deviation of 177.13. (The median was 267.5.) Calendar Year 1995 was the worst year on record for overall violent crime in Anderson City. During CY95 there were 567 written reports of violent crime in Anderson City as compared to the best year – Fiscal Year 2005 – with 86. For the eight consecutive years ending with FY03, crimes of confrontation decreased yearly and substantially in Anderson. A slight spike occurred in FY04 followed by another dip in FY05. After two successive years of increased violent crime counts, FY08 experienced a decrease.

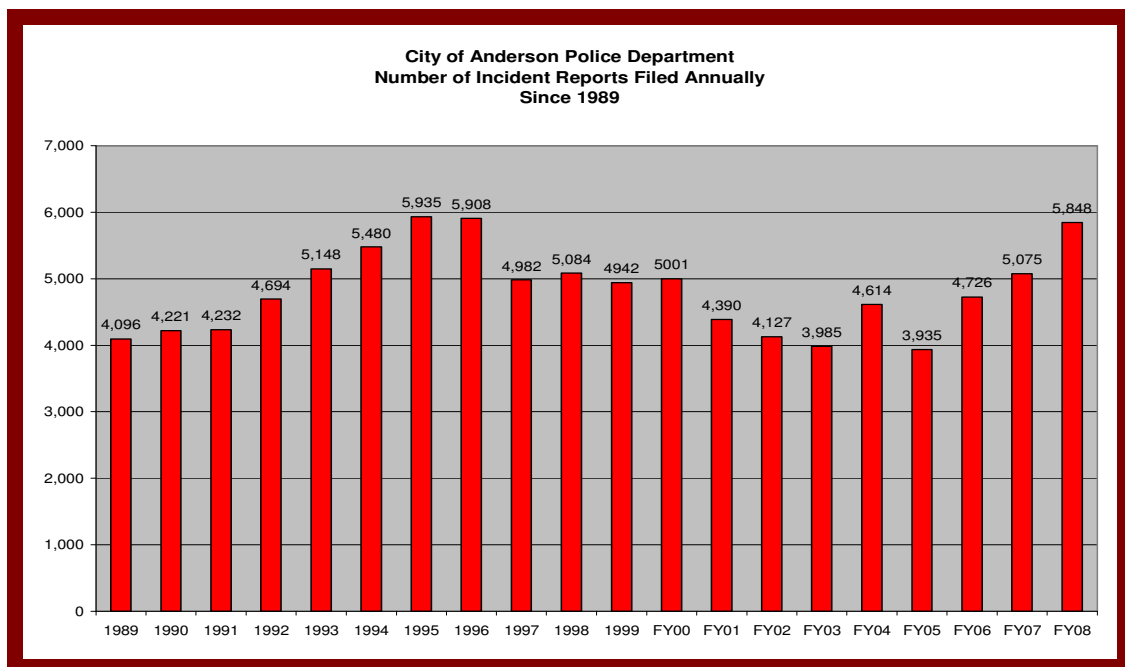
| MAJOR CRIMES BY YEAR AS PER UNIFORM CRIME REPORTS | | | | | | | | | |
|---|-------------|-------------|-------------|-------------|-------------|-------------|-------------|-------------|-------------|
| INDEX CRIMES | 1991 | 1992 | 1993 | 1994 | 1995 | 1996 | 1997 | 1998 | 1999 |
| Murder | 3 | 9 | 9 | 6 | 5 | 4 | 5 | 2 | 3 |
| Rape | 26 | 31 | 15 | 13 | 22 | 14 | 7 | 10 | 4 |
| Robbery | 58 | 91 | 134 | 163 | 123 | 115 | 97 | 95 | 74 |
| Aggravated Assault | 330 | 342 | 396 | 361 | 417 | 416 | 309 | 206 | 209 |
| Violent Index | 417 | 473 | 554 | 543 | 567 | 549 | 418 | 313 | 290 |
| Burglary | 624 | 574 | 571 | 748 | 773 | 517 | 469 | 476 | 383 |
| Larceny-Theft | 1041 | 1097 | 1226 | 1344 | 1553 | 1484 | 1063 | 1215 | 1147 |
| Motor Vehicle Theft | 150 | 98 | 148 | 176 | 152 | 161 | 101 | 173 | 125 |
| Arson | N/A | N/A | N/A | 7 | 6 | 9 | 4 | 1 | 7 |
| Non-Violent Index | 1815 | 1769 | 1945 | 2275 | 2484 | 2171 | 1637 | 1865 | 1662 |
| TOTAL INDEX | 2232 | 2242 | 2499 | 2818 | 3051 | 2720 | 2055 | 2178 | 1952 |

| INDEX CRIMES | 2000 | FY 2001 | FY 2002 | FY 2003 | FY 2004 | FY 2005 | FY 2006 | FY 2007 | FY 2008 |
|--------------------------|-------------|-------------|------------|------------|------------|-------------|-------------|-------------|-------------|
| Murder | 2 | 3 | 3 | 1 | 1 | 2 | 0 | 5 | 2 |
| Rape | 12 | 9 | 14 | 6 | 13 | 11 | 23 | 17 | 12 |
| Robbery | 61 | 68 | 48 | 43 | 42 | 29 | 34 | 39 | 58 |
| Aggravated Assault | 170 | 151 | 82 | 45 | 63 | 44 | 76 | 107 | 79 |
| Violent Index | 245 | 231 | 147 | 95 | 119 | 86 | 133 | 168 | 151 |
| Burglary | 399 | 346 | 352 | 297 | 374 | 338 | 269 | 300 | 358 |
| Larceny-Theft | 1243 | 1151 | 224 | 207 | 70 | 1149 | 969 | 1065 | 1204 |
| Motor Vehicle Theft | 135 | 106 | 174 | 128 | 106 | 82 | 151 | 108 | 138 |
| Arson | 19 | 16 | 15 | 4 | 4 | 7 | 4 | 6 | 10 |
| Non-Violent Index | 1796 | 1619 | 765 | 636 | 554 | 1576 | 1393 | 1479 | 1710 |
| TOTAL INDEX | 2041 | 1850 | 912 | 731 | 673 | 1662 | 1526 | 1647 | 1861 |

The City of Anderson Police Department Fiscal Year 2008 Annual Report

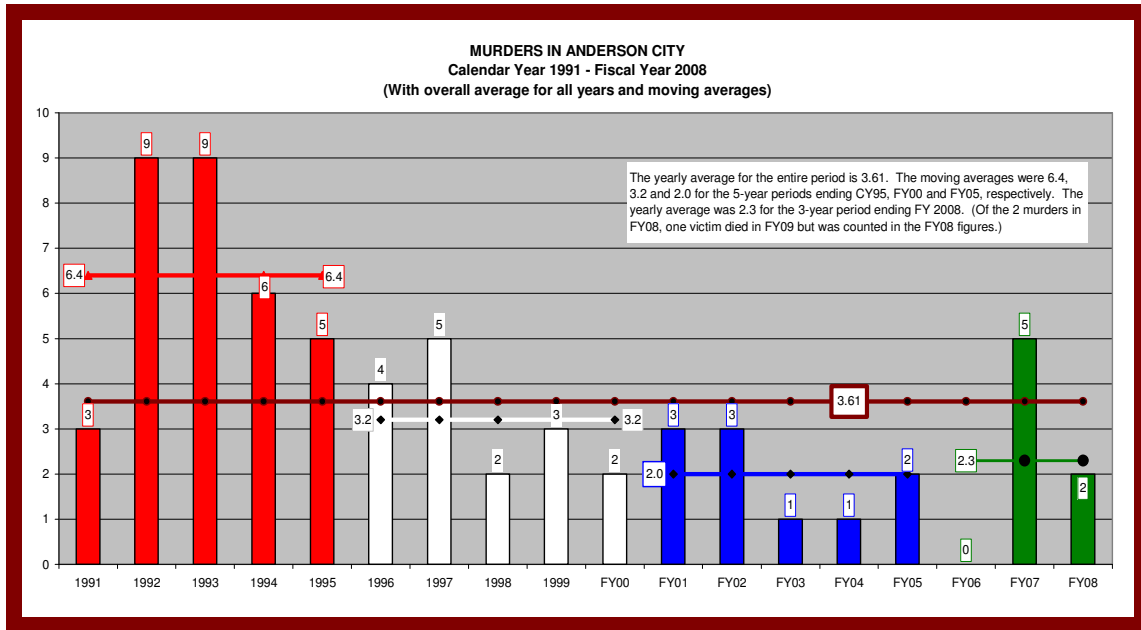


Fiscal Year 2005 was the first complete fiscal year that the department had its South Carolina Incident Based Reporting System “up-and-running”. This system allows a substantially increased amount of information to be electronically entered onto reports than the previous hand-written procedures utilized by the department. We believe the system has present as well as historical integrity and that the violent crime figures reported from the system are compatible with SLED’s reported format from previous years. For that reason, the FY06 (and forward) annual report data can be accurately compared to previous years. The following chart represents the department’s production of incident reports since Calendar Year 1989.



The 5,848 incidents reports listed for FY08 contained a total of 23,521 line items. The line items contained 7,173 occurrences of 58 different federal classifications of events. Those federally classifications entailed 276 State and/or City Statutes which occurred a total of 8,250 times. The appendix contains a complete listing of the federal classifications, state statutes involved and the zones from which the report was written.

The murder rate for the City of Anderson has decreased substantially since it peaked at nine per year in 1992 and 1993. The change in the murder rate for the City of Anderson has shown a change which corresponds with that of the overall violent crime rate. The following chart depicts the yearly number of murders in Anderson City for the 18-year period ending with FY08, the overall average, and four moving averages.

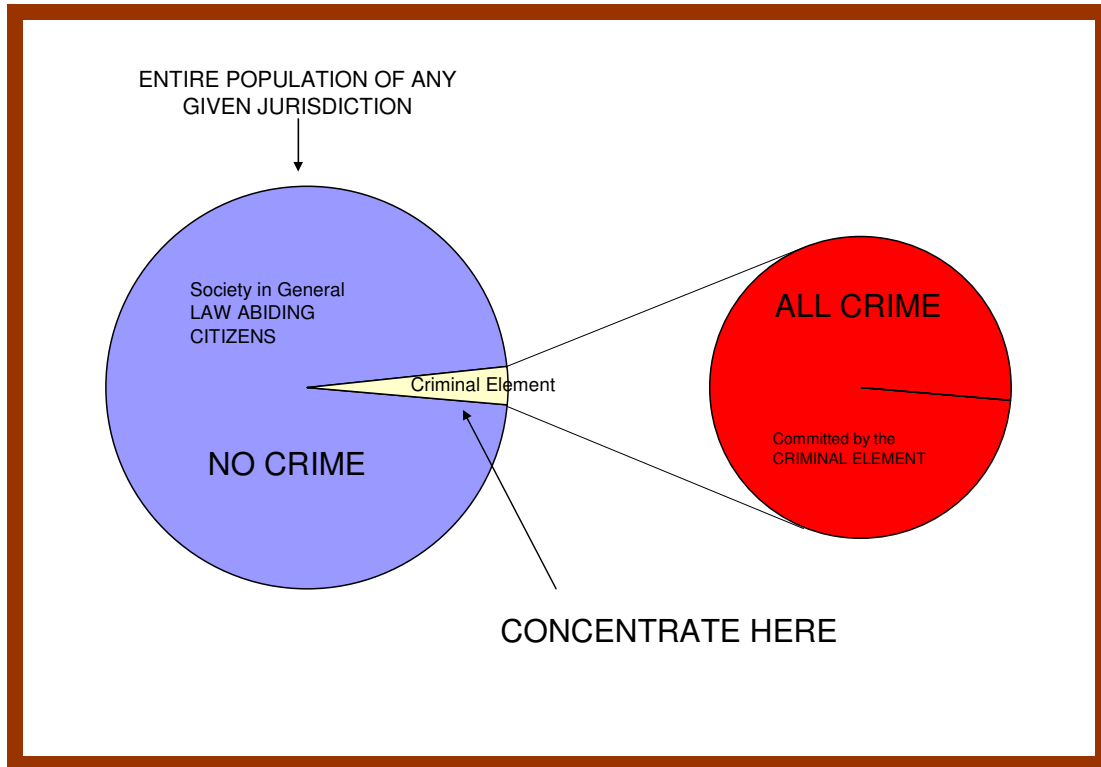


The City of Anderson Police Department routinely analyzes criminal activity and crime rates to understand the crime trends for particular areas. Special attention is given to reports of violent crime, drugs, and illegal weapons because previous research has established a nexus among these criminal components and also between these crimes and other types of criminal activity, both violent and non-violent²². This form of crime analysis is part of the basis for the current focus of the *Street Level Apprehension Program*. This program has resulted in the arrest of hundreds of criminal offenders since the spring of 1997 and the violent crime rate in the City of Anderson has shown a decrease during the same period.

The premises behind the City of Anderson Police Department’s programs to control violent crime are (1) violent crime is controllable and (2) decreasing violent crime in a particular environment can be achieved through (a) modifying the environment by

²² Research indicates that illegal weapons, drugs, and violent crime are correlated. In addition, these types of crimes occur disproportionately in conjunction with many other types of crime(s).

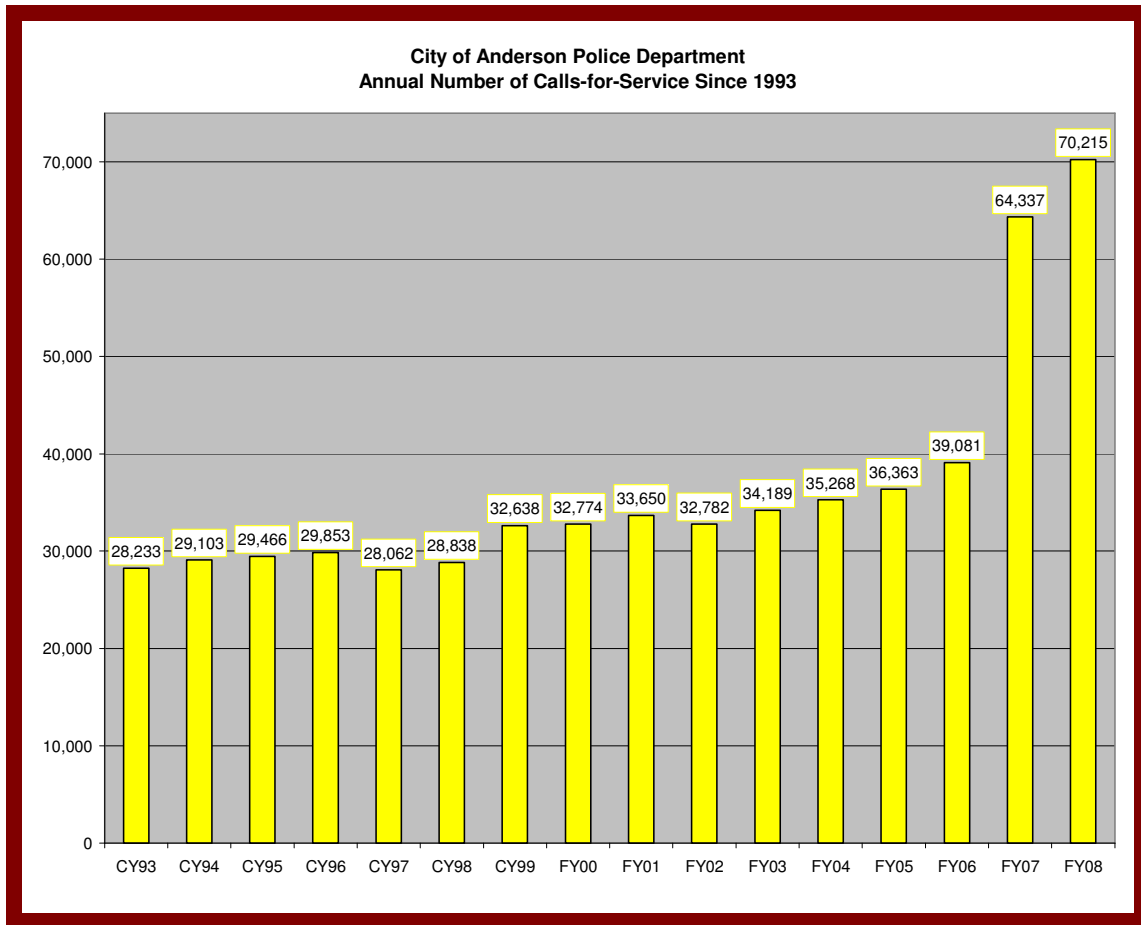
limiting the opportunities for people to commit crime, and/or (b) pro-actively arresting, convicting, and incarcerating offenders, thereby removing the perpetrators of crime from the environment. The following illustration depicts the City of Anderson Police Department's model for its crime-control programs:



Calls-for-Service. Since CY93, calls-for-service activity has shown an increase every year except twice. The City of Anderson has a 100% response policy. In essence, every call for police service(s) results in a personal contact between an officer and a complainant unless the complainant specifies to the dispatcher that they prefer otherwise. By and large, the citizens of Anderson City are comfortable calling on the police department to report actual or potential criminal activity. In fiscal year 2008, many calls to the police were the result of citizens who have seen an advantage to stepping up their efforts in helping police by reporting suspicious activity.

The call-for-service analysis is based upon data that is electronically downloaded from Anderson County's Central Dispatch. Every service-activity by an officer is considered a call-for-service, whether citizen generated or officer generated. In previous years' annual reports, calls-for-service with a dispatch-to-on-scene time of 0:00 were considered officer-generated. (An example of an officer generated call-for-service would be a traffic stop.) Calls-for-service with a dispatch-to-on-scene time of 0:01 (1 second) and greater were considered citizen-generated. The electronic data received from Central Dispatch was incomplete this year with respect to dispatch-to-on-scene times, therefore, call-types that are typically referenced as officer-generated are inferred. Examples of Officer-Generated Calls are keep checks, building checks and car stops.

The number of calls-for-service to the police department has increased substantially since 1993. The following chart lists the actual numbers of calls-for-service that were addressed by the police department during the sixteen-year period ending with FY08.



As the above chart depicts, fiscal year 2007 showed the highest percent of increase in calls-for-service activity of any year on record with an increase of 64.6% over fiscal year 2006. However, the biggest impact upon the increase was in officer generated calls, especially “keep checks”. Near the end of Fiscal Year 2006 the department initiated an aggressive outreach program intended to provide increased security services to businesses and churches by officers checking the buildings and documenting the checks via central dispatch. Fiscal Year 2007 was the first complete fiscal year that this program was in effect. In FY07, compared to FY06, citizen generated calls increased only 1.9%, but officer generated calls increased 169.1%. There were 22,681 officer initiated keep checks in FY07, compared to 867 in FY06. Naturally this was the single largest increase in any call category for FY07.

Officers in the police department aggressively patrol for prowlers, potential burglars and other types of predatory persons during the nighttime hours. A substantial part of this counter-predator patrol is in performing “building checks” and “keep checks”. A *building check* is simply the process of officers checking buildings in their assigned

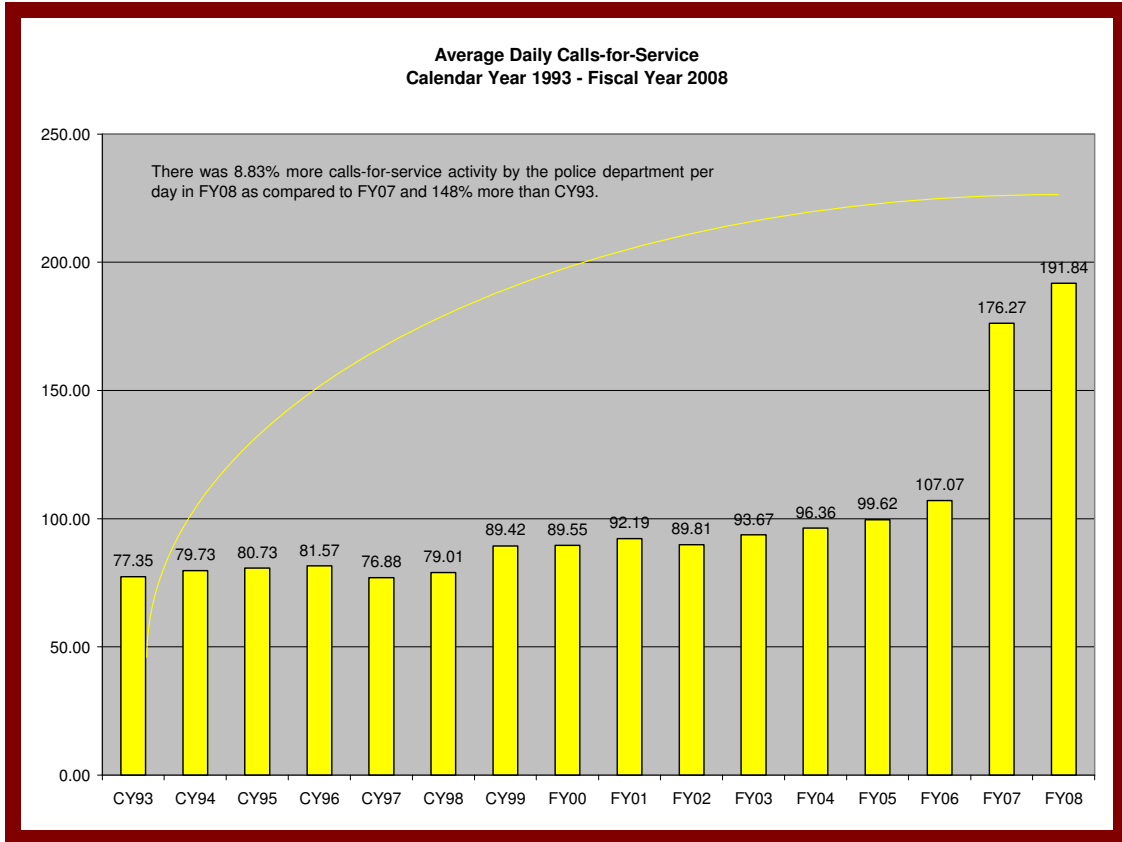
zones for signs of criminal activity. A *keep check* is the same type process but is performed for private citizens during their absence from their residences subsequent to the citizens having notified the department of the fact that they are out of town for a specific time frame. In Fiscal Year 2008, there were 26,347 “building checks” and “keep checks”.

As of the current fiscal year (FY08), management has decided to track calls-for-service by category and type in order to determine the frequency of various types of calls as well as analyze any changes that may occur over time. This annual report is the first major report wherein the City of Anderson Police Department has categorized a year’s worth of calls-for-service by type and compare them to a previous year. The counts for major call categories by year are as follows.

| <u>Call Category</u> | Year and Change | | |
|-----------------------------|------------------------|---------------|-----------------|
| | <u>FY07</u> | <u>FY08</u> | <u>% Change</u> |
| Alarm | 2,986 | 3,194 | 7.0% |
| Citizen Assist | 504 | 499 | -1.0% |
| Counter-Crime | 4,421 | 4,659 | 5.4% |
| Domestic or Civil Dispute | 2,877 | 2,964 | 3.0% |
| Drug or Alcohol Crime | 387 | 401 | 3.6% |
| EMS Assist | 364 | 350 | -3.8% |
| Fire Assist | 250 | 372 | 48.8% |
| General Service | 33,731 | 34,847 | 3.3% |
| Property Crime | 3,515 | 3,614 | 2.8% |
| Quality of Life | 1,400 | 1,395 | -0.4% |
| Traffic Related (Non-Crash) | 10,961 | 14,551 | 32.8% |
| Traffic Related (Wreck) | 1,630 | 1,806 | 10.8% |
| Violent Crime | 999 | 1,140 | 14.1% |
| White Collar Crime | 312 | 423 | 35.6% |
| Grand Total | 64,337 | 70,215 | 9.1% |

The *type* of call is based upon the ten-code listing as electronically stored in Anderson County’s Central Dispatch CAD system. The *categories* were determined by the executive staff of the police department. To view a list of categorized calls by type please refer to the appendix.

The following pages depict in chart form various time-study analysis of police department “workload” with respect to calls-for-service. The following graph displays the change in the average number of calls-per-day-per-year since calendar year 1993. Adjustments have been taken for leap years.

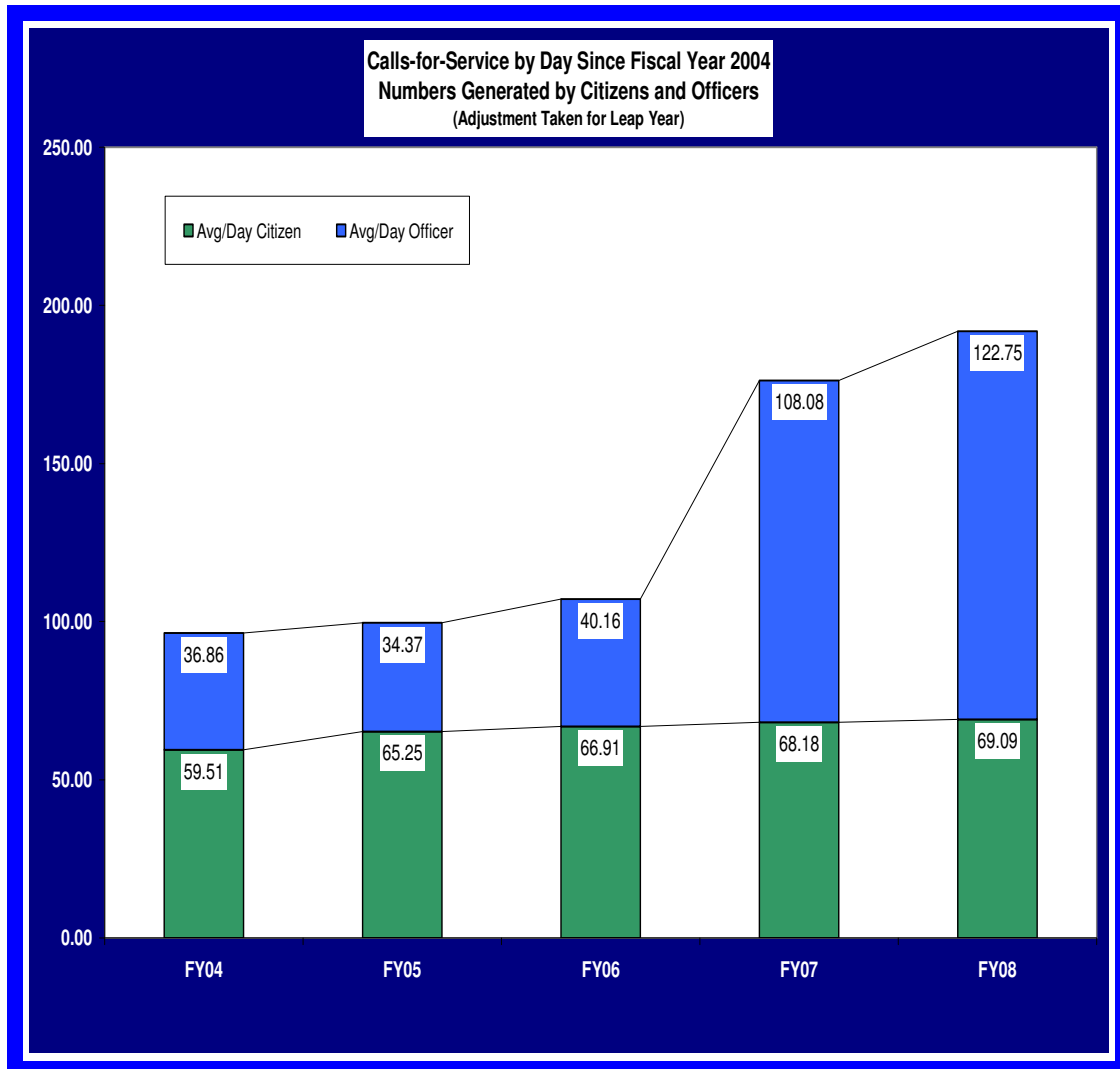


Citizen-generated vs. officer-generated calls-for-service. For years prior to FY08, the citizen-generated portion represents the calls with a one-second or higher response time. The FY08 electronic data received from Central Dispatch lacked sufficient *dispatch to on-scene* time-data to determine officer-generated calls versus citizen-generated calls. However, after reviewing the matter it was determined that a better representation of these two major call categories probably should be determined by the type of call instead of the response time. Generally, there is a relatively small percentage of call types that normally have a significant percentage of zero response times, therefore we designated those major type calls as officer-generated.

All calls-for-service except the below list will be considered citizen-generated. Call types that are designated as officer-generated are:

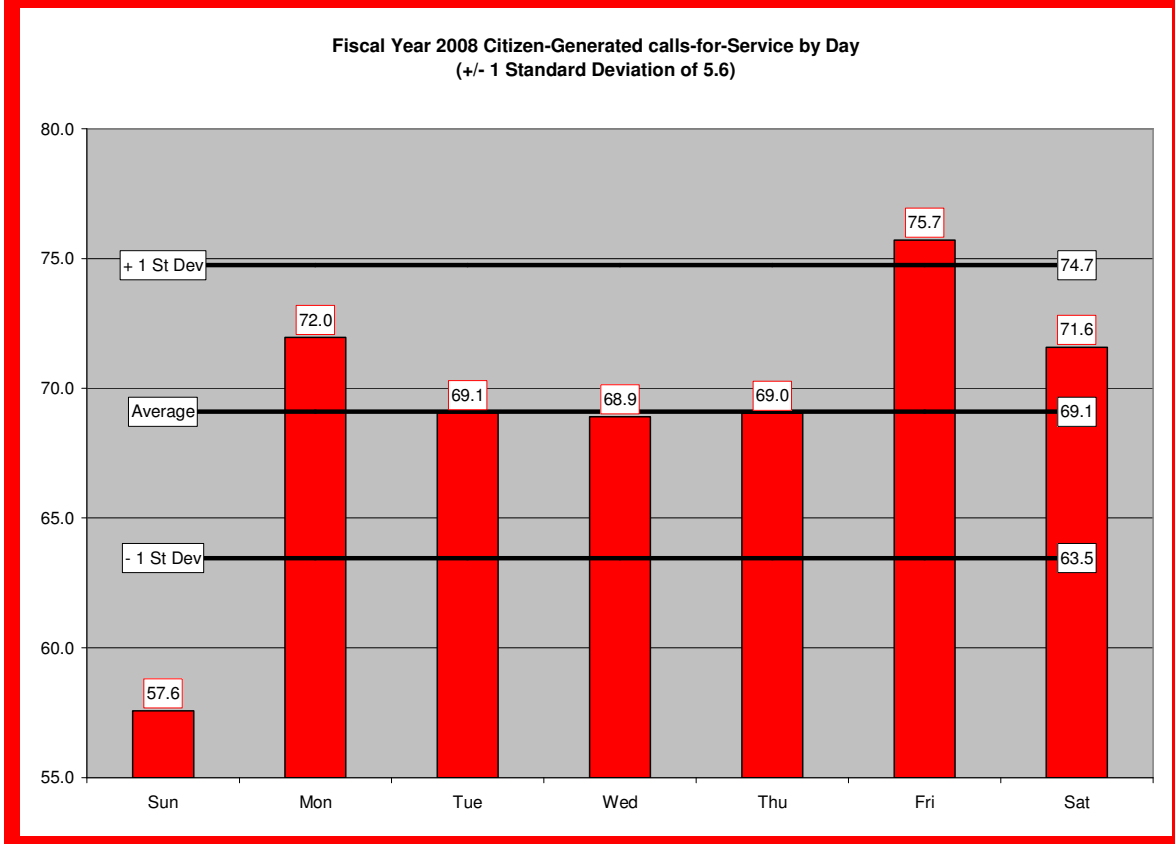
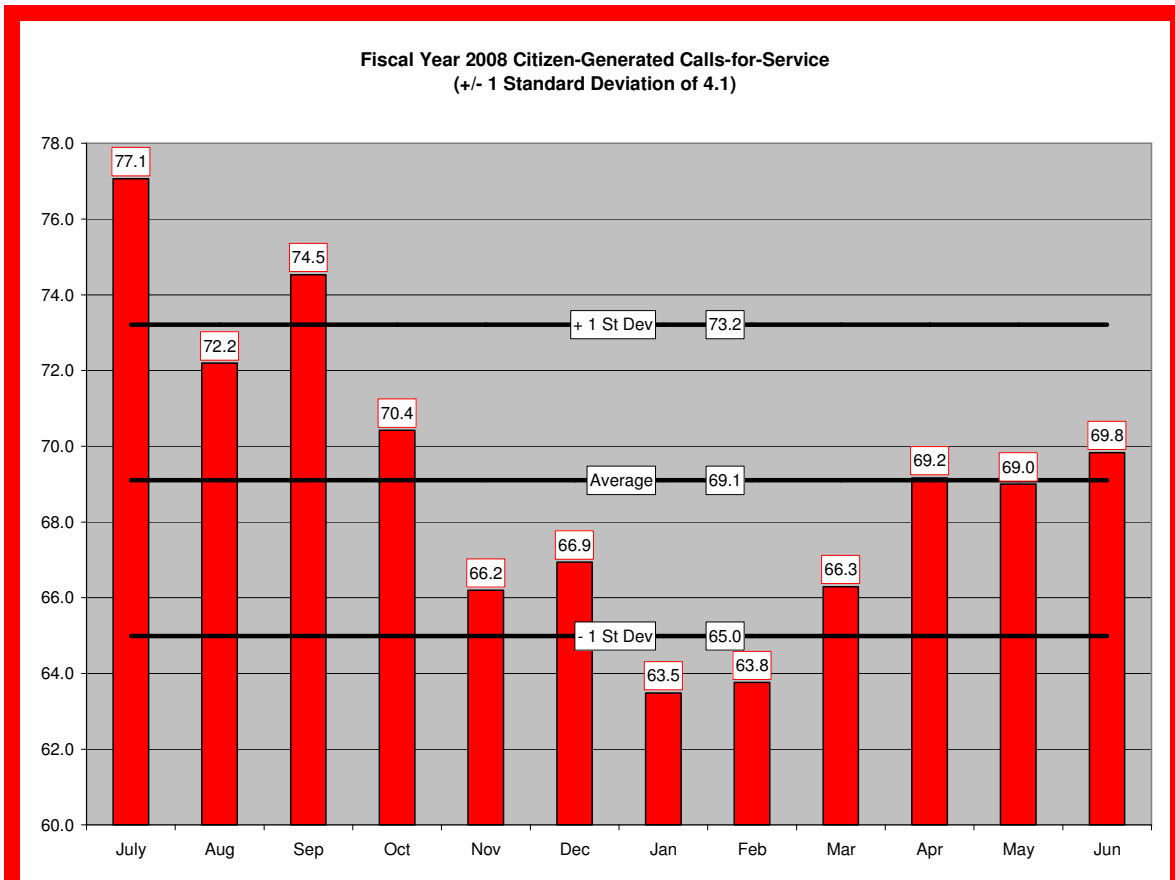
| Call Type | Total | Call Type | Total |
|-----------------------------|--------|---|---------------|
| Building & Keep Check | 26,347 | Vehicle Pursuit | 55 |
| Traffic Stop | 11,406 | Assisting Other Agcy | 47 |
| Suspicious Person | 4,223 | Police Check Point | 27 |
| Suspicious Vehicle | 2,007 | Extra Duty | 18 |
| Follow-up To Original Case# | 455 | B & C Violation | 1 |
| Serving Warrant | 274 | Out For Break | 1 |
| Check Warrants | 66 | Total # Officer-Generated CFS FY08 | 44,927 |

The next chart will depict the relative change in the number of citizen and officer-generated calls-for-service.



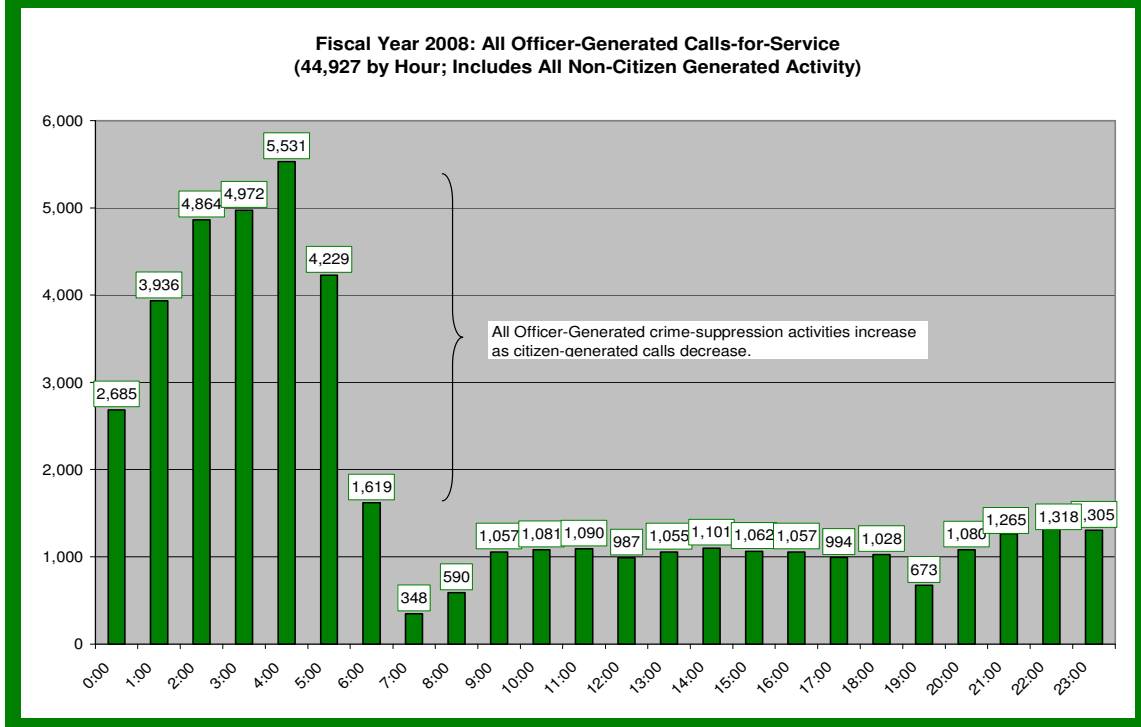
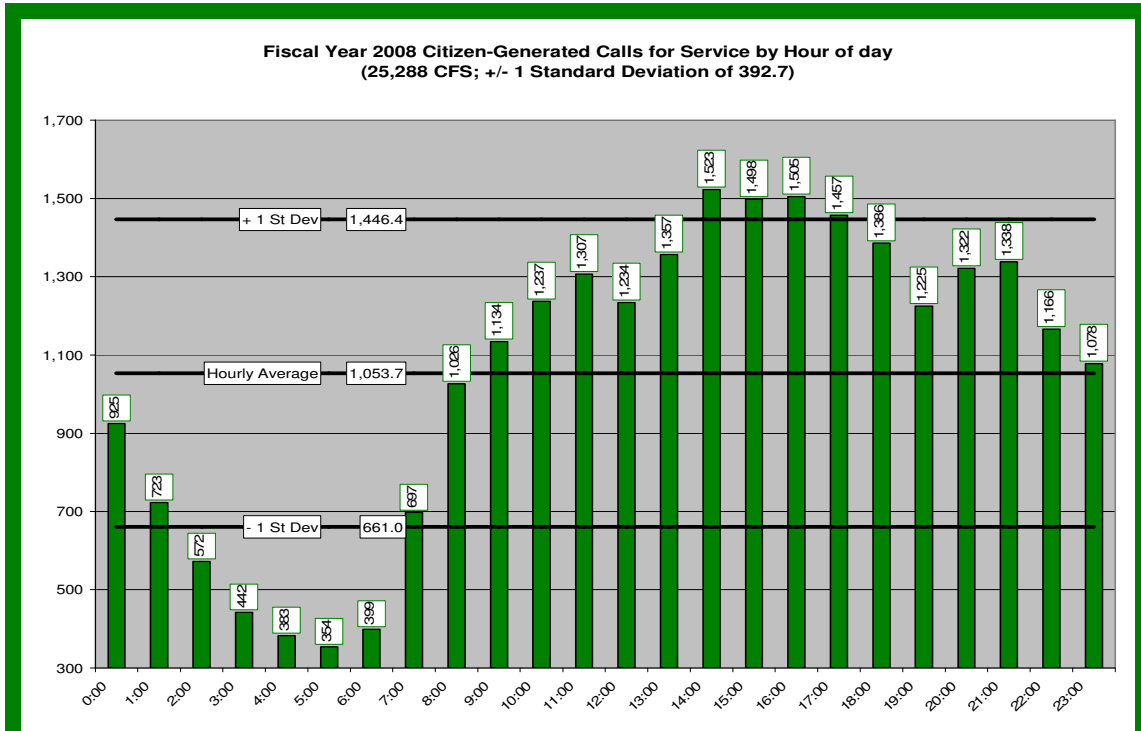
The next two charts indicate the daily averages by month and weekday. The “busiest” month of FY08 for citizen-generated calls was July 2007 with an average number of 77.1 calls-for-service per day. This was the same “busiest” month as the previous fiscal year (July 2006 in FY07) which came in at 73.0 calls-for-service per day. July 2007 was just barely inside the second standard deviation above normal. There were two somewhat “slow” months – January and February 2008 – with measurements more than one standard deviation below the average, but well within the second deviation.

The chart that depicts the weekday averages shows that Mondays – Thursdays and Saturdays were relatively sane with respect to citizen-generated call-volume. Fridays were slightly more than one standard deviation above normal. Sundays were just a little more than two standard deviations below the average.



The City of Anderson Police Department Fiscal Year 2008 Annual Report

As illustrated by the following two charts, during FY08 the fewest number of citizen-generated calls were answered during the early morning hours with 5:00 – 5:59 a.m. being the slowest individual hour of the 24-hour day and 14:00 – 14:59 p.m. was the busiest one-hour period of the day. The busiest period for all officer-generated activity was 04:00 – 04:59. That was also the busiest time for building checks. The busiest officer-generated times for non building-check activity were 10:00 – 10:59 p.m.

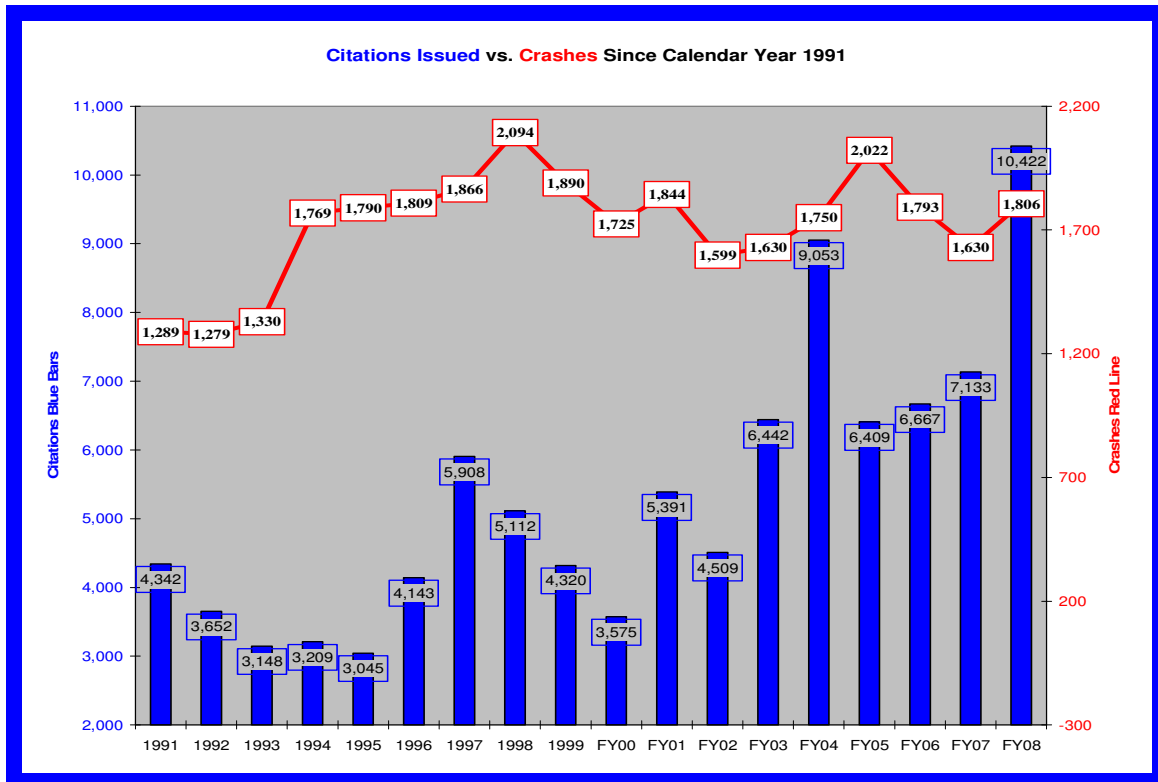


Traffic Management and Safety Initiatives

Traffic Officers in the City of Anderson Police Department are currently trained in several aspects of accident investigation and have in previous years traditionally spent more time working accidents than proactive traffic management. In the second half of the last decade, the range of traffic tickets was up from prior years' numbers but the relatively mild increase seemed to have no measurable impact upon the crash rate. Research has indicated that, over time, the issuance of traffic citations in a jurisdiction is correlated negatively with traffic accidents. However, a "critical mass" must be reached. (I.e. a minimum number of citations must be issued before any affect on accidents will be noticeable.)

In 2000, department officials established the long-range goal of making Anderson City one of the top ten safest cities in South Carolina within five years. At that time it was decided to use South Carolina Law Enforcement (S.L.E.D.) data for crime comparison and evaluation purposes and compare Anderson with other cities of similar size. To reach the goal of becoming among the state's top ten safest cities, it was determined that we should continue to **concentrate on decreasing the violent crime rate and simultaneously work proactively to reduce the city's traffic crash rate.**

During FY08, 10,422²³ traffic citations were issued, up 46.1% from 7,133 in FY07, and 472 parking tickets were issued, down 4.3% from 493 in FY07.²⁴ Traffic Crashes increased to 1,806, up 176 (+10.8%) from 1,630 FY07.

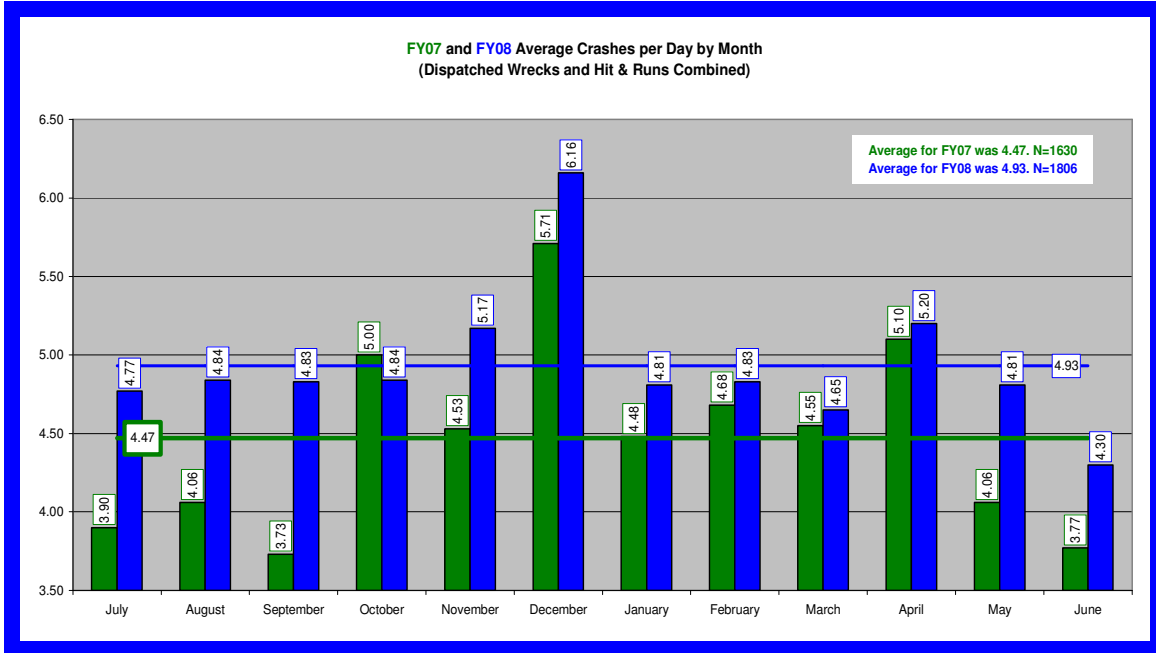


The department attempts to facilitate its traffic management programs by analyzing and evaluating wrecks in an effort to determine when and where accidents occur and how to best

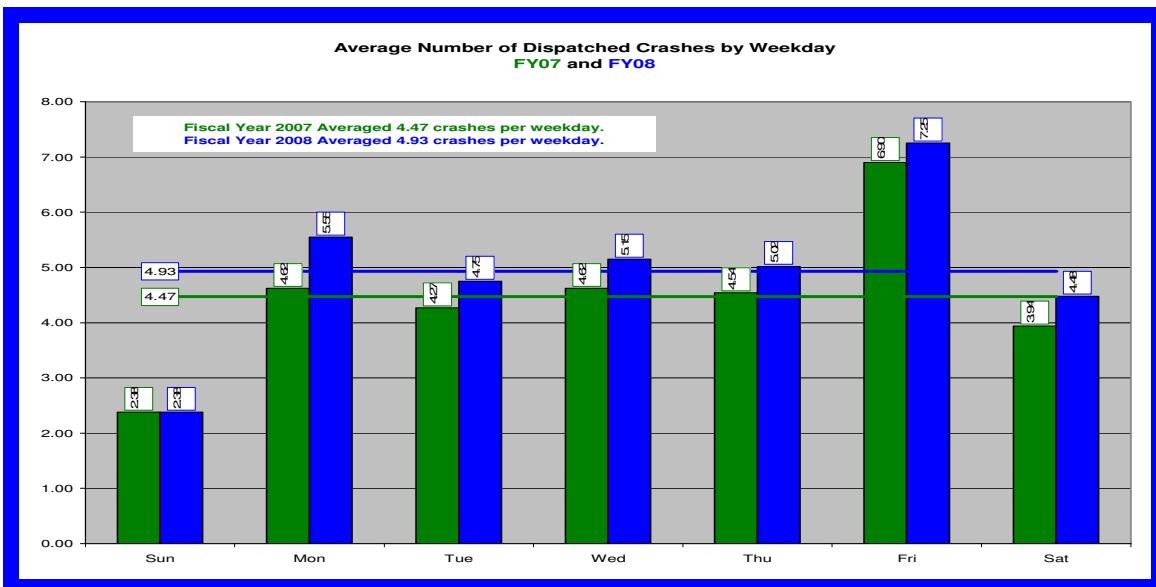
²³ 10,391 were written by paid personnel, 1 by a reserve officer and 30 by officers from other depts.

²⁴ Data includes all charges filed in city court. Please see Appendix.

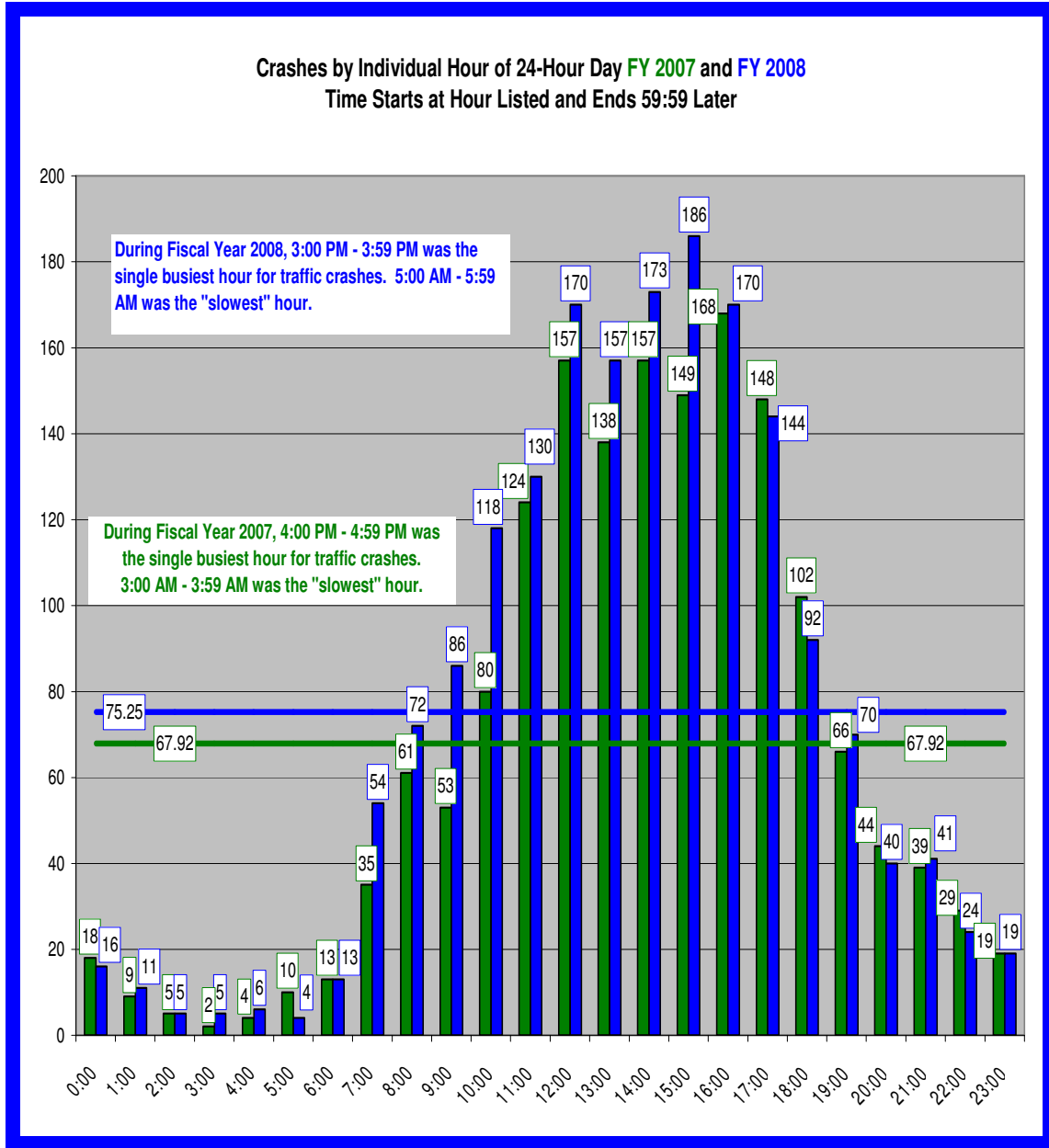
allocate resources. To determine when accidents occur, an analysis was performed to determine the variation in the number of traffic crashes across months, weekdays, hours of the day, and hours of the week. This study is provided as an example of how various types of analyses are used to assist management in the day-to-day allocation of human resources in a practical effort to maintain the traffic-crash-count as low as possible.



In addition to analyzing crash data by month, the department also analyzes weekdays. As a general rule, in past studies, Fridays have shown the highest frequency of accidents. The following chart indicates the daily averages for dispatched calls-for-service regarding traffic accidents in the City of Anderson for FYs 07 and 08.



The average number of wreck calls during each hour of the 24-hour day in FY08 was 75.25, up 10.8% from 67.92 in FY07. As in years passed, the crash-count varied wildly throughout the 24-hour period. The following chart indicates the frequency for traffic accidents in Anderson by time of day for fiscal years 2007 and 2008.

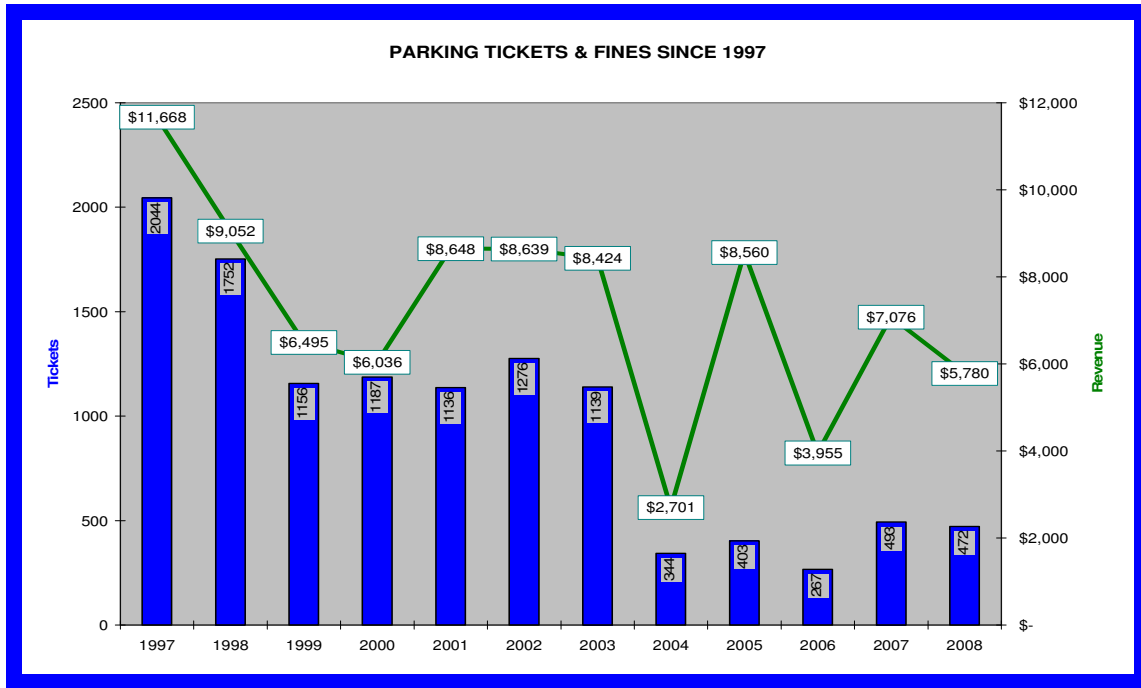


As the previous chart indicates, the period from 16:00 p.m. to 16:59 p.m. showed the highest number of accidents for each one of the 24-hour periods spread across the entire 365 days of FY07 and 15:00 – 15:59 was the busiest period for FY08. The early morning hours of 03:00 to 3:59 was the “slowest” time for accidents in FY07. The slowest time was 05:00 – 05:59 in FY08. At about 07:00, the frequency of accidents increases dramatically and is consistent with the typical schedule of city residents.

Most of these early morning accidents involve motorists commuting to and from work or school.

The City of Anderson Police Department has an officer assigned full time to the downtown area to manage downtown parking. During FY07 Parking Citations increased 85% to 493 from 267 in FY06.²⁵ In FY08 parking citations were 472.

The following chart plots the number of parking citations that have been issued by the police department since 1997 and lists the amount of revenue collected during the same periods.



Reserve Officer and State Constable Program

The City of Anderson Police Department maintains an active Reserve Police Force that consists of private citizens who volunteer their time to serve as police officers for the City of Anderson. The Reserve Police Force is under the direct chain-of-command of the Support Services Division and exists primarily to assist full-time officers in accomplishing the police department’s overall mission of serving the public, protecting innocent people, and enforcing local and state laws, as applicable. When officially on-duty, a Reserve Police Officer has full law enforcement authority when in contact – either directly or by electronic means – with a full time, on-duty officer. In addition to reserve police officers, the police department allows state constables to participate in patrol with full time officers.

²⁵ City of Anderson Docket (“JEMS” Database)

Typically, reserve officers are assigned to special events such as parades, Freedom Weekend Aloft, and other events where utilization of additional uniformed personnel is needed. Reserve officers are routinely assigned to regular patrol to “partner” with full-time officers, thereby enhancing the safety and effectiveness of the department by instantly converting a “one-person” unit into a “two-person” unit. In most cases this decreases the need to call a second car for backup and conserves resources.

The City of Anderson Police Department is effectively involved with revitalizing the downtown historical district. Oftentimes, event sponsors and civic leaders request police visibility when events are being planned which are intended to attract a large number of out-of-town patrons. The police are asked to “patrol” for visibility and to render assistance (provide directions and information about community interests) as needed. The usual events that are held downtown on the weekends are generally family related and therefore require little or no actual police action so, in addition to their assistance in special events and routine patrol, reserve officers are often assigned to “Downtown Patrol” on Friday and Saturday evenings. Most of the members of the Reserve Police Force are full-time, professionally employed family people; therefore this particular assignment is quite popular.

During Fiscal Year 2008, the City of Anderson Police Department Reserve Force’s total “man-hours” were 5,152.75, up 26.4% from 4,075 in FY07. The amount of work performed by Reserve Officers in FY08 was equivalent to employing 2.36 full time officers at a projected cost of \$92,077.²⁶ Those services were provided at no cost to the city.

The Reserve Police Force is an invaluable recruiting tool for the City of Anderson Police Department because it provides management with an opportunity to observe potential candidates for full-time employment prior to selection. Although service in the Reserves is not a prerequisite to full-time employment, some of the city’s best officers began their law enforcement career in the reserves. Furthermore, many people who are interested in law enforcement as a career, but are concerned about making an up-front decision to go full-time, will try the Reserve Police Force prior to applying for a full-time position.

The same criterion is used for selection in the Reserve Police Force as is used in the selection process for officers for the full-time police force. Some of the essential requirements are that applicants are required to (1) be at least 21 years of age, (2) be physically fit, (3) have a clear criminal history, (4) provide Motor Vehicle Department records indicating a good driving history, and (5) have a high school diploma or its equivalent. In addition, it is essential that applicants be in good standing with the community. The City of Anderson Police Department actively recruits for the Reserve Police Force and encourages all interested persons who meet the previously listed criterion to contact the Captain of Support Services to schedule an appointment to discuss the additional requirements and benefits of participation in the city’s Reserve Police Force.

²⁶ City of Anderson Police Officers’ basic schedule was 42 hours per week. $5152.75/2184 = 1.8$.

III.


Conclusion

The City of Anderson Police Department had an exceptionally good year in FY2008. As in previous years, and consistent with the City of Anderson Police Department's Mission Statement, the public safety was emphasized and service was provided in a professional and cost-efficient manner. In addition, for the sixth straight year, the police department contributed over \$2,000,000 toward offsetting the City of Anderson's tax base.

In FY08, paid-service-activity increased substantially, mainly due to the department's aggressive night-time community-security program wherein officers checked potential crime-target locations approximately 26,347 times. Furthermore, major violent crime was down from FY07.

FY07 department generated revenue was one of the best years ever. The in-kind contribution exceeded two-million-dollars for the first year ever, net revenue exceeded two-million-dollars for the six straight year and the total value of combined hard cash & in-kind contributions to the community in the form of goods and services exceeded four-million-dollars for the first time ever.

Police Department management has developed a plan for decreasing the violent crime rate and is preparing to meet the challenges provided by the next generation of criminals. The City of Anderson Police Department plans to continue improving its current programs as well as seeking new and innovative approaches to law enforcement. The department expects Fiscal-Year 2009 to further the progress that was achieved in Fiscal-Year 2008.



IV. Goals for Fiscal Year 2009

1. Decrease the incidents of major violent crimes.
2. Continue dynamic traffic management procedures with clearly defined objectives for decreasing traffic accidents in the City of Anderson.
3. Seek grant funding to continue the grant-funded Anti-Gang Initiative.
4. Implement Year 2 of the Crime Scene Investigator Unit by utilizing Justice Assistance Grant, continuing the two-person fully equipped forensic team.
5. Pursue Cyber Forensics investigative capability.
6. Implement Year 2 of the White Collar Crime Investigator, continuing a one-person fully trained White Collar Investigative Unit.
7. Pursue grant funding for an Investigator to specialize in investigating crimes involving Violence Against Women.
8. Pursue grant funding for a two-person traffic unit to aggressively target violations that contribute disproportionately to the crash rate.
9. Implement award of \$20,792 in Federal Justice Assistance Grant funding in order to continue the department's existing successful Street Level Criminal Apprehension Program.
10. Pursue Homeland Security grant funding through the Homeland Security grant program.
11. Increase funding from local schools to continue the School Resource Officer Program at the Alternative School, Hanna-Westside Extension Campus, McCants Middle School and Southwood Middle School.
12. Increase the amount of secondary (extra-duty) police work by police officers.
13. Increase the number of active reserves.
14. Continue to recruit and hire qualified women and minorities.
15. Pursue and complete the state accreditation process.
16. Continue to work with community groups to reduce crime.

| Expense | Animal Cntrl | Conf Funds | Detention | Grant CSI | Grant PSN | Grant SCDPS O/T | Grant W/ C | Patrol | Spprt Svcs | Vict Advo | Grand Total |
|-----------------------|--------------|------------|--------------|------------|-----------|-----------------|------------|--------------|------------|------------|--------------|
| Auto Equipment | | | | 60,554.00 | | | 25,345.00 | 158,142.48 | | 24,753.80 | 268,795.28 |
| Auto Operating Exp | | | 2,630.32 | | | | | 81,971.83 | 878.72 | 1,062.47 | 86,543.34 |
| Auxiliary Uniforms | | | | | | | | 2,738.76 | | | 2,738.76 |
| Building Mtnc. | | | 16,418.92 | | | | | | | | 16,418.92 |
| Electricity | | | 57,341.21 | | | | | | | | 57,341.21 |
| Equipment Repairs | | | 22,561.01 | | | | | 7,228.16 | | 60.00 | 29,849.17 |
| FICA | | | 70,494.68 | 6,680.24 | 3,032.14 | 4,732.85 | 2,474.70 | 239,141.60 | 2,364.29 | 4,811.52 | 333,732.02 |
| Gasoline | | | 6,511.21 | 41.00 | | | | 232,787.01 | | 1,854.91 | 241,194.13 |
| Grant Projects | | | | | | | | 4,077.83 | | | 4,077.83 |
| Grant: Direct Jag O/T | | | | | 2,434.48 | | | 29,757.58 | | | 32,192.06 |
| Ins: Health | | | 185,460.00 | 10,130.32 | 7,099.76 | | 7,940.02 | 495,238.59 | | 6,286.15 | 712,154.84 |
| Ins: Life | | | 3,278.61 | 256.73 | 85.79 | | 79.89 | 9,238.14 | | 140.92 | 13,080.08 |
| Ins: LTD | | | 5,146.44 | 418.63 | 198.10 | | 187.98 | 16,585.98 | | 249.51 | 22,786.64 |
| Juvenile Detention | | | 23,007.80 | | | | | | | | 23,007.80 |
| Laundry & Linen | | | 8,007.88 | | | | | | | | 8,007.88 |
| Membership & Dues | | | 780.00 | 0.00 | | | 0.00 | 3,312.96 | 125.00 | 155.00 | 4,372.96 |
| Mtnc Contracts | | | 8,993.67 | | | | | 7,794.21 | 1,118.32 | 3,306.57 | 21,212.77 |
| Other Equipment | | 2,590.00 | 18,195.00 | 0.00 | | | 0.00 | 166,188.74 | | | 186,973.74 |
| Overtime | | | 25,186.06 | 20,614.55 | 4,300.14 | | 5,761.18 | 101,251.52 | | 6,613.88 | 163,727.33 |
| Overtime: Bomb Squad | | | | | | | | 275.00 | 8,244.12 | | 8,519.12 |
| Overtime: Clemson | | | | | | | | 318.00 | 8,436.41 | | 8,754.41 |
| Overtime: D/T Sounds | | | | | | | | | 162.47 | | 162.47 |
| Overtime: Extra Duty | | | | | | | | 222.45 | 15,906.65 | | 16,129.10 |
| Pensions | 31.57 | | 91,171.63 | 9,128.35 | 4,209.31 | 6,394.57 | 3,610.03 | 307,712.31 | 1,793.08 | 1,472.85 | 425,523.70 |
| Printing & Supplies | | 36.00 | 5,693.91 | 726.38 | 1,978.64 | | 341.52 | 22,570.60 | | 4,071.37 | 35,418.42 |
| Professional Services | | | 30,128.43 | | | | | 5,106.83 | 5,493.80 | 236.07 | 40,965.13 |
| Salaries | | | 942,864.87 | 68,655.63 | 34,432.31 | | 29,420.25 | 3,110,307.01 | | 54,395.56 | 4,240,075.63 |
| SCDPSO/T | | | | | | 62,295.03 | | | | | 62,295.03 |
| Special Contracts | | | 139.95 | | | | | 3,969.25 | | | 4,109.20 |
| Special Projects | | | | | | | | 5,588.68 | | | 5,588.68 |
| Specialized Supplies | | 34,919.53 | 244,882.61 | 104,224.27 | 3,087.93 | | 8,826.57 | 20,873.45 | 1,329.57 | 7,122.09 | 425,266.02 |
| Telephone | | | 5,788.67 | 0.00 | 0.00 | | 0.00 | 37,397.89 | | 1,255.46 | 44,442.02 |
| Training | | | | | 75.00 | | 112.00 | 44.52 | 32,139.03 | 975.51 | 33,346.06 |
| Travel & Conference | | | 163.43 | 5,133.98 | 3,373.74 | | 4,829.26 | 616.20 | 4,099.60 | 498.21 | 18,714.42 |
| Uniforms & Clothing | | | 5,511.24 | 1,240.00 | | | 620.00 | 68,127.74 | | 1,273.75 | 76,772.73 |
| Victim's Restitution | | | | | | | | | | 1,521.35 | 1,521.35 |
| Workers' Comp | | | | 0.00 | | | 0.00 | 5,649.34 | | | 5,649.34 |
| Grand Total | 31.57 | 37,545.53 | 1,780,357.55 | 287,804.08 | 64,307.34 | 73,422.45 | 89,548.40 | 5,144,234.66 | 82,091.06 | 122,116.95 | 7,681,459.59 |

Appendix
The City of Anderson Police Department Cash and In-Kind Contribution

| Department Generated Revenue for FY | FY 2001 | FY 2002 | FY 2003 | FY 2004 | FY 2005 | FY 2006 | FY 2007 | FY 2008 |
|---|---------------------|---------------------|---------------------|---------------------|---------------------|---------------------|---------------------|---------------------|
| U.S. Marshal's Program | \$ 1,092,120 | \$ 1,087,475 | \$ 1,063,436 | \$ 1,124,675 | \$ 1,179,513 | \$ 1,119,136 | \$ 1,165,122 | \$ 1,038,449 |
| Detention Center Phone Fees | \$ 54,351 | \$ - | \$ 13,639 | \$ 36,712 | \$ 37,729 | \$ 45,140 | \$ 36,550 | \$ 46,744 |
| Criminal Fines (net) | \$ 247,248 | \$ 183,215 | \$ 213,662 | \$ 220,535 | \$ 247,051 | \$ 272,401 | \$ 235,287 | \$ 282,787 |
| Traffic Citations (net) | \$ 274,946 | \$ 236,142 | \$ 327,501 | \$ 479,307 | \$ 306,506 | \$ 343,566 | \$ 313,139 | \$ 468,968 |
| Miscellaneous (General Sessions, Ct Cost, etc) | | | | | | \$ 264 | | \$ 319 |
| General Sessions Bond Fines (net) (misc FY06+) | \$ - | \$ 1,132 | \$ 500 | \$ - | \$ 375 | | \$ 30 | |
| Parking Citations | \$ 8,648 | \$ 8,644 | \$ 8,424 | \$ 2,701 | \$ 8,560 | \$ 3,955 | \$ 7,076 | \$ 5,780 |
| Towing Fees (\$152,254 split w/ Garage in FY08) | \$ 42,934 | \$ 40,122 | \$ 47,829 | \$ 54,317 | \$ 31,680 | \$ 50,086 | \$ 39,971 | \$ 76,127 |
| Animal Control | \$ 430 | \$ 410 | \$ 300 | \$ 430 | \$ 570 | \$ 660 | \$ 680 | \$ 420 |
| Court Cost (Miscellaneous in FY06 & later) | \$ 19,182 | \$ 10,174 | \$ 10,380 | \$ - | \$ 10,307 | | \$ 5,201 | \$ 369 |
| Records Checks | \$ 3,086 | \$ 3,148 | \$ 5,955 | \$ 7,579 | \$ 6,384 | \$ 4,255 | \$ 3,775 | \$ 3,392 |
| Finger Prints | | | | | | | | \$ 1,960 |
| Photos & Copies | \$ 1,436 | \$ 1,412 | \$ 1,342 | \$ 1,228 | \$ 1,334 | \$ 1,033 | \$ 1,112 | \$ 1,909 |
| Funeral Escorts | \$ 11,075 | \$ 10,800 | \$ 11,950 | \$ 11,150 | \$ 10,850 | \$ 10,800 | \$ 9,925 | \$ 7,650 |
| Taxi | \$ 145 | \$ 180 | \$ 375 | \$ 493 | \$ 310 | \$ 266 | \$ 161 | \$ 418 |
| Forfeited Narcotics Proceeds | \$ 27,225 | \$ 34,029 | \$ 22,802 | \$ 208,281 | \$ 13,944 | \$ 31,576 | \$ 24,553 | \$ 27,968 |
| Total Department Generated Revenue for FY | \$ 1,782,826 | \$ 1,616,883 | \$ 1,728,095 | \$ 2,147,408 | \$ 1,855,113 | \$ 1,883,138 | \$ 1,842,582 | \$ 1,963,260 |
| Grant Generated Revenue for Fiscal Year as an Offset to Budget (Unaudited) | | | | | | | | |
| United States Department of Justice Grant | \$ 119,389 | \$ 107,224.00 | \$ 74,072 | \$ 49,403 | \$ 18,535 | \$ 13,791 | \$ 4,650 | |
| Mini-Grant / Traffic | \$ 12,595 | \$ - | \$ - | \$ 20,340 | \$ - | | | |
| DUI/MJDTF (APD \$73,352 + Other Towns \$60,849) | \$ - | \$ - | \$ 9,264 | \$ 118,354 | \$ 134,201 | | | |
| HUD (1 Officer Previous Contract Continued) | \$ 31,005 | \$ 31,107.00 | \$ 31,107 | \$ 31,800 | \$ 31,800 | \$ 31,800 | \$ 31,800 | \$ 31,800 |
| School Resource Officer (State) | \$ 69,664 | \$ - | \$ - | \$ - | \$ - | | | |
| School Resource Officer (1) Alt School (Federal) | \$ - | \$ 15,408.00 | \$ 34,174 | \$ 36,226 | \$ 18,599 | | | |
| School Resource Officer (1) Alt School | | | | | | | \$ 20,500 | \$ 27,771 |
| Criminal Domestic Violence (2 Investigators) | | \$ 72,102.00 | \$ 111,825 | \$ 90,192 | \$ - | | | |
| Child/Elder Abuse Investigator (1 Investigator) | \$ - | \$ - | \$ 67,061 | \$ 50,855 | \$ 49,832 | | | |
| School Truancy Officer Full Time | \$ - | \$ - | \$ 29,984 | \$ 7,474 | \$ - | | | |
| Body Armor Purchase Program | \$ - | \$ - | \$ 22,390 | \$ - | \$ - | | \$ 1,250 | \$ 500 |
| Body Armor (Target Corporation Award) | | | | | | | | \$ 600 |
| Tasers | | | | | \$ 1,500 | | \$ 450 | \$ 1,500 |
| School Dist 5 / SRO (3 in FY06, FY07 & FY08) | \$ 26,841 | \$ 40,000.00 | \$ - | \$ - | \$ 41,000 | \$ 61,500 | \$ 61,092 | \$ 106,000 |
| School Dist 5 / Truancy O/T | \$ 21,861 | \$ 25,695.00 | \$ 20,466 | \$ - | \$ - | | | |
| SCIBRS | \$ - | \$ - | \$ - | \$ 175,600 | \$ 145,409 | | | |
| PSN (1 Investigator FY08) | \$ - | \$ - | \$ - | \$ 72,395 | \$ 66,419 | \$ 78,053 | \$ 77,116 | \$ 74,902 |
| Meth Lab Eradication (Training) | | | | \$ 434 | \$ 229 | | | |
| Community Bike Grant (6 Bikes) | \$ - | \$ - | \$ - | \$ 4,380 | \$ - | | | |
| Homeland Security 4LETP09 in 05 (Small Towns) | | | | | \$ 59,401 | | | |
| Homeland Security Rev/Ext of Previous Award | | | | | \$ 188,074 | \$ 146,932 | | \$ 32,758 |
| SCDPS Street Level Criminal Apprehension (O/T) | | | | | | | | \$ 55,596 |
| White Collar Crime Investigator (1 Inv. FY08) | | | | | | | | \$ 72,947 |
| CSI Forensics (2 Investigators FY08) | | | | | | | | \$ 206,703 |
| Total Grant Generated Revenue | \$ 281,355 | \$ 291,536 | \$ 400,343 | \$ 657,453 | \$ 754,999 | \$ 332,076 | \$ 196,858 | \$ 611,077 |
| Officer-Generated Budget-Offsetting Revenue | | | | | | | | |
| Extra Duty Run Through City | | | | | | | \$ 21,100 | \$ 8,154 |
| TOTAL NET REVENUE | \$ 2,064,181 | \$ 1,908,419 | \$ 2,128,438 | \$ 2,804,861 | \$ 2,610,112 | \$ 2,215,214 | \$ 2,060,540 | \$ 2,582,491 |
| In-Kind Contributions for Fiscal Year | | | | | | | | |
| In-Kind Cash / Equipment Contributions | \$ 363,576 | \$ 341,164 | \$ 403,690 | \$ 447,481 | \$ 553,991 | \$ 668,700 | \$ 655,864 | \$ 861,933 |
| City tow service contribute to garage | \$ - | \$ 10,000 | \$ - | \$ - | \$ 31,680 | | In Above Amt | In Above Amt |
| Off-Duty Police Officer Employment | \$ 306,683 | \$ 427,073 | \$ 469,174 | \$ 343,732 | \$ 343,732 | \$ 729,217 | \$ 593,619 | \$ 964,921 |
| Reserve Officer / State Constable Program | \$ 94,257 | \$ 76,144 | \$ 133,084 | \$ 76,811 | \$ 76,811 | \$ 120,984 | \$ 74,534 | \$ 92,077 |
| Jail Work Program | \$ 67,588 | \$ 77,172.00 | \$ 77,172 | \$ 98,532 | \$ 98,532 | \$ 154,926 | \$ 154,926 | \$ 172,596 |
| State Prisoners Assigned To City Jail | \$ 93,312 | \$ 92,520.00 | \$ 92,520 | \$ 92,520 | \$ 92,520 | \$ 95,673 | \$ 95,673 | \$ 95,958 |
| TOTAL IN-KIND CONTRIBUTIONS | \$ 925,416 | \$ 1,024,073 | \$ 1,175,640 | \$ 1,059,076 | \$ 1,197,266 | \$ 1,769,500 | \$ 1,574,616 | \$ 2,187,485 |
| TOTAL CONTRIBUTION BY APD FY01: | \$2,989,597 | | | | | | | |
| TOTAL CONTRIBUTION BY APD FY02: | | \$2,932,492 | | | | | | |
| TOTAL CONTRIBUTION BY APD FY03: | | | \$3,304,078 | | | | | |
| TOTAL CONTRIBUTION BY APD FY04: | | | | \$3,863,937 | | | | |
| TOTAL CONTRIBUTION BY APD FY05: | | | | | \$3,807,378 | | | |
| TOTAL CONTRIBUTION BY APD FY06: | | | | | | \$3,984,714 | | |
| TOTAL CONTRIBUTION BY APD FY07: | | | | | | | \$3,635,156 | |
| TOTAL CONTRIBUTION BY APD FY08: | | | | | | | | \$4,769,976 |

Appendix
The City of Anderson Police Department Cash and In-Kind Contribution

| INKIND CONTRIBUTIONS | | | | | | | | |
|--|-------------------|---------------------|---------------------|---------------------|---------------------|---------------------|---------------------|---------------------|
| | FY2001 | FY2002 | FY2003 | FY2004 | FY2005 | FY2006 | FY2007 | FY2008 |
| Buck-A-Cup (actual dollars) (No Golf Tournament in Fys 06-08) | \$ 11,765 | \$ 4,300 | \$ 14,986 | \$ 15,603 | \$ 8,598 | \$ 1,460 | \$ 502 | \$ - |
| Zack's Vending Company (vending machines - actual dollars) | \$ - | \$ 6,221 | \$ 5,390 | \$ 4,763 | \$ 6,195 | \$ - | \$ 8,977 | \$ 10,529 |
| Seized / Confiscated electronic equipment | \$ 1,500 | \$ - | \$ 3,620 | \$ 100 | \$ - | \$ - | \$ 225 | \$ - |
| Seized / Confiscated equipment | \$ - | \$ 24,000 | \$ 49,000 | \$ 8,000 | \$ 6,000 | \$ - | \$ - | \$ - |
| Criminal & Traffic State Fine Assessments | \$ 350,311 | \$ 306,643 | \$ 330,694 | \$ 419,015 | \$ 533,198 | \$ 617,164 | \$ 606,190 | \$ 775,277 |
| Split \$152,254 Towfees w Shop. This amt to shop FY08: | \$ - | \$ - | \$ - | \$ - | \$ - | \$ 50,066 | \$ 39,970 | \$ 76,127 |
| TOTAL INKIND CONTRIBUTION- CASH & EQUIPMENT: | \$ 363,576 | \$ 341,164 | \$ 403,690 | \$ 447,481 | \$ 553,991 | \$ 668,700 | \$ 655,864 | \$ 861,933 |
| Split \$63,360 Tow Service with Shop. This amt to shop FY08: | \$ - | \$ 10,000 | \$ - | \$ - | \$ 31,680 | See Above | See Above | See Above |
| OFF-DUTY HOURS PROVIDED BY PRIVATE PAY | | | | | | | | |
| Man-hours provided by 50 officers at approx 20 hrs/wk for FY08 | | | | | | | | |
| Average hourly rate for new officers: \$13 | | | | | | | | |
| Man-hours worked FY08: 52,000 (Equal to 23.8 FT Officers @42/wk) | | | | | | | | |
| Value of Man-hours worked per year (FY08: 52,000x\$13 rounded) | \$ 226,512 | \$ 308,880 | \$ 333,586 | \$ 240,240 | \$ 240,240 | \$ 517,140 | \$ 405,600 | \$ 676,000 |
| Benefits provided by city: | | | | | | | | |
| Retirement 10.3% | \$ 23,331 | \$ 31,815 | \$ 34,359 | \$ 24,745 | \$ 24,745 | \$ 53,265 | \$ 41,777 | \$ 69,628 |
| Insurance (FY08: 23.8 f/t x \$5,000 in Fys 07-08) | \$ 31,358 | \$ 39,629 | \$ 42,701 | \$ 30,720 | \$ 30,720 | \$ 69,291 | \$ 71,500 | \$ 119,000 |
| FICA 7.65% | \$ 17,328 | \$ 23,629 | \$ 25,519 | \$ 18,378 | \$ 18,378 | \$ 39,561 | \$ 31,028 | \$ 51,714 |
| WC 5.98 (5.6% prior to FY08): | \$ 8,154 | \$ 11,120 | \$ 12,009 | \$ 8,649 | \$ 8,649 | \$ 28,960 | \$ 22,714 | \$ 40,425 |
| TOTAL VALUE OF BENEFITS (unpaid by city) | \$ 80,171 | \$ 106,193 | \$ 114,588 | \$ 82,492 | \$ 82,492 | \$ 191,077 | \$ 167,019 | \$ 280,767 |
| Clemson Football Bomb Technicians | \$ - | \$ 12,000 | \$ 21,000 | \$ 21,000 | \$ 21,000 | \$ 21,000 | \$ 21,000 | \$ 8,154 |
| TOTAL CONTRIBUTION BY OFFICERS ON PRIVATE PAY: | \$ 306,683 | \$ 427,073 | \$ 469,174 | \$ 343,732 | \$ 343,732 | \$ 729,217 | \$ 593,619 | \$ 964,921 |
| RESERVE OFFICER / STATE CONSTABLE PROGRAM | | | | | | | | |
| 5,152.75 Man Hrs for FY08 (Equal to 2.36 FT Officers @42 Hrs/Wk) | | | | | | | | |
| Average hourly rate for new cert officers: \$13 | | | | | | | | |
| Value of Man-hours worked per year (5,152.75 X \$13 for FY08): | \$ 70,554 | \$ 57,299 | \$ 99,121 | \$ 57,178 | \$ 57,178 | \$ 88,361 | \$ 52,975 | \$ 66,986 |
| Benefits provided by city: | | | | | | | | |
| Retirement 10.3% of above amount: | \$ 7,267 | \$ 5,902 | \$ 10,209 | \$ 5,889 | \$ 5,889 | \$ 9,101 | \$ 5,456 | \$ 6,900 |
| Insurance [(2.36 x \$5,000) for FY08] | \$ 9,674 | \$ 8,909 | \$ 12,657 | \$ 7,311 | \$ 7,311 | \$ 11,814 | \$ 9,350 | \$ 11,800 |
| FICA 7.65% of above amount: | \$ 5,397 | \$ 4,383 | \$ 7,583 | \$ 4,374 | \$ 4,374 | \$ 6,760 | \$ 4,053 | \$ 5,124 |
| WC 5.98% of above amount (5.6% prior to FY08): | \$ 2,540 | \$ 2,063 | \$ 3,568 | \$ 2,058 | \$ 2,058 | \$ 4,948 | \$ 2,967 | \$ 4,006 |
| Documented Operational Expense from Finance Records: | \$ (1,175) | \$ (2,412) | \$ (54) | \$ - | \$ - | \$ - | \$ (267) | \$ (2,739) |
| TOTAL CONT. OF RES. OFF. / STATE CONSTABLE PROGRAM: | \$ 94,257 | \$ 76,144 | \$ 133,084 | \$ 76,810 | \$ 76,810 | \$ 120,984 | \$ 74,534 | \$ 92,077 |
| IN-HOUSE SERVICES PROVIDED TO CITY | | | | | | | | |
| Jail work detail (FY08: 10 @ 8 hrs/day / 200 days year X \$7.50) | \$ 45,760 | \$ 52,800 | \$ 52,800 | \$ 72,000 | \$ 72,000 | \$ 108,000 | \$ 108,000 | \$ 120,000 |
| Insurance (10 @ \$302 x 12) | \$ 16,680 | \$ 18,432 | \$ 18,432 | \$ 18,432 | \$ 18,432 | \$ 32,616 | \$ 32,616 | \$ 36,240 |
| FICA 7.65% of salary amount | \$ 3,501 | \$ 4,039 | \$ 4,039 | \$ 5,508 | \$ 5,508 | \$ 8,262 | \$ 8,262 | \$ 9,180 |
| WC 5.98% of salary amount (up from 5.6 in FY07) | \$ 1,647 | \$ 1,901 | \$ 1,901 | \$ 2,592 | \$ 2,592 | \$ 6,048 | \$ 6,048 | \$ 7,176 |
| City Detention Work Contribution | \$ 67,588 | \$ 77,172 | \$ 77,172 | \$ 98,532 | \$ 98,532 | \$ 154,926 | \$ 154,926 | \$ 172,596 |
| State prisoners assigned to city (FY08: 3 FT @ 40 Hrs x \$7.50 x 52) | \$ 46,800 | \$ 46,800 | \$ 46,800 | \$ 46,800 | \$ 46,800 | \$ 46,800 | \$ 46,800 | \$ 46,800 |
| Overtime on above (3 X 16 X 1.5 X 52 X \$7.50) | \$ 28,080 | \$ 28,080 | \$ 28,080 | \$ 28,080 | \$ 28,080 | \$ 28,080 | \$ 28,080 | \$ 28,080 |
| Insurance (3 x \$302 x 12) | \$ 10,008 | \$ 9,216 | \$ 9,216 | \$ 9,216 | \$ 9,216 | \$ 10,872 | \$ 10,872 | \$ 10,872 |
| FICA 7.65% of total salary | \$ 5,728 | \$ 5,728 | \$ 5,728 | \$ 5,728 | \$ 5,728 | \$ 5,728 | \$ 5,728 | \$ 5,728 |
| WC 5.98% of total salary (Up from 5.6% in FY07) | \$ 2,696 | \$ 2,696 | \$ 2,696 | \$ 2,696 | \$ 2,696 | \$ 4,193 | \$ 4,193 | \$ 4,478 |
| State Prisoner Contribution | \$ 93,312 | \$ 92,520 | \$ 92,520 | \$ 92,520 | \$ 92,520 | \$ 95,673 | \$ 95,673 | \$ 95,958 |
| TOTAL CONTRIBUTION OF IN-HOUSE SERVICES: | \$ 160,900 | \$ 169,692 | \$ 169,692 | \$ 191,052 | \$ 191,052 | \$ 250,599 | \$ 250,599 | \$ 263,564 |
| TOTAL \$ VALUE INKIND CONTRIBUTION: | \$ 925,416 | \$ 1,024,073 | \$ 1,175,640 | \$ 1,059,075 | \$ 1,197,265 | \$ 1,769,500 | \$ 1,574,616 | \$ 2,187,485 |

Appendix to The City of Anderson Police Department Fiscal Year 2008 Annual Report
Fiscal Years 2007 - 2008 Traffic and Criminal Fines

| Fiscal Year 2008 | TRAFFIC | | | CRIMINAL | | | COMBINED | | |
|---------------------|--------------|------------|------------|------------|------------|------------|--------------|------------|------------|
| | Gross | Fees | Net | Gross | Fees | Net | Gross | Fees | Net |
| Jul-07 | 68,739.53 | 34,879.03 | 33,860.50 | 29,379.17 | 13,587.13 | 15,792.04 | 98,118.70 | 48,466.16 | 49,652.54 |
| Aug-07 | 63,485.28 | 34,076.30 | 29,408.98 | 40,000.98 | 19,046.27 | 20,954.71 | 103,486.26 | 53,122.57 | 50,363.69 |
| Sep-07 | 73,474.86 | 38,560.12 | 34,914.74 | 33,820.76 | 16,372.09 | 17,448.67 | 107,295.62 | 54,932.21 | 52,363.41 |
| Oct-07 | 74,465.02 | 40,644.27 | 33,820.75 | 38,015.00 | 17,820.84 | 20,194.16 | 112,480.02 | 58,465.11 | 54,014.91 |
| Nov-07 | 75,046.92 | 40,827.69 | 34,219.23 | 31,945.18 | 14,866.94 | 17,078.24 | 106,992.10 | 55,694.63 | 51,297.47 |
| Dec-07 | 67,881.32 | 37,585.38 | 30,295.94 | 41,088.62 | 19,704.85 | 21,383.77 | 108,969.94 | 57,290.23 | 51,679.71 |
| Jan-08 | 90,057.45 | 45,449.75 | 44,607.70 | 50,962.29 | 22,201.53 | 28,760.76 | 141,019.74 | 67,651.28 | 73,368.46 |
| Feb-08 | 118,689.49 | 65,151.06 | 53,538.43 | 69,487.06 | 31,865.16 | 37,621.90 | 188,176.55 | 97,016.22 | 91,160.33 |
| Mar-08 | 103,912.07 | 56,933.00 | 46,979.07 | 44,909.67 | 21,327.92 | 23,581.75 | 148,821.74 | 78,260.92 | 70,560.82 |
| Apr-08 | 94,569.84 | 52,009.98 | 42,559.86 | 44,232.59 | 18,589.93 | 25,642.66 | 138,802.43 | 70,599.91 | 68,202.52 |
| May-08 | 94,135.11 | 48,655.93 | 45,479.18 | 52,359.73 | 23,313.26 | 29,046.47 | 146,494.84 | 71,969.19 | 74,525.65 |
| Jun-08 | 81,145.59 | 41,861.95 | 39,283.64 | 45,228.31 | 19,946.49 | 25,281.82 | 126,373.90 | 61,808.44 | 64,565.46 |
| Totals | 1,005,602.48 | 536,634.46 | 468,968.02 | 521,429.36 | 238,642.41 | 282,786.95 | 1,527,031.84 | 775,276.87 | 751,754.97 |

| Fiscal Year 2007 | TRAFFIC | | | CRIMINAL | | | COMBINED | | |
|---------------------|------------|------------|------------|------------|------------|------------|--------------|------------|------------|
| | Gross | Fees | Net | Gross | Fees | Net | Gross | Fees | Net |
| Jul-06 | 50,979.34 | 31,298.01 | 19,681.33 | 34,050.61 | 17,725.88 | 16,324.73 | 85,029.95 | 49,023.89 | 36,006.06 |
| Aug-06 | 38,540.04 | 21,420.03 | 17,120.01 | 38,648.22 | 18,081.48 | 20,566.74 | 77,188.26 | 39,501.51 | 37,686.75 |
| Sep-06 | 52,854.29 | 29,989.26 | 22,865.03 | 29,445.16 | 13,828.67 | 15,616.49 | 82,299.45 | 43,817.93 | 38,481.52 |
| Oct-06 | 58,303.42 | 33,169.28 | 25,134.14 | 26,171.68 | 12,216.12 | 13,955.56 | 84,475.10 | 45,385.40 | 39,089.70 |
| Nov-06 | 57,876.04 | 33,011.07 | 24,864.97 | 31,426.82 | 14,753.21 | 16,673.61 | 89,302.86 | 47,764.28 | 41,538.58 |
| Dec-06 | 43,705.63 | 25,062.21 | 18,643.42 | 28,079.40 | 13,023.57 | 15,055.83 | 71,785.03 | 38,085.78 | 33,699.25 |
| Jan-07 | 77,234.80 | 42,750.12 | 34,484.68 | 34,968.04 | 16,680.90 | 18,287.14 | 112,202.84 | 59,431.02 | 52,771.82 |
| Feb-07 | 77,144.05 | 43,697.66 | 33,446.39 | 57,875.73 | 26,414.63 | 31,461.10 | 135,019.78 | 70,112.29 | 64,907.49 |
| Mar-07 | 64,687.17 | 37,254.85 | 27,432.32 | 43,485.28 | 20,938.61 | 22,546.67 | 108,172.45 | 58,193.46 | 49,978.99 |
| Apr-07 | 67,351.70 | 38,886.25 | 28,465.45 | 41,216.60 | 19,435.19 | 21,781.41 | 108,568.30 | 58,321.44 | 50,246.86 |
| May-07 | 61,830.99 | 35,016.11 | 26,814.88 | 42,656.41 | 20,042.06 | 22,614.35 | 104,487.40 | 55,058.17 | 49,429.23 |
| Jun-07 | 59,007.76 | 24,821.06 | 34,186.70 | 37,077.14 | 16,673.96 | 20,403.18 | 96,084.90 | 41,495.02 | 54,589.88 |
| Totals | 709,515.23 | 396,375.91 | 313,139.32 | 445,101.09 | 209,814.28 | 235,286.81 | 1,154,616.32 | 606,190.19 | 548,426.13 |

Appendix to The City of Anderson Police Department Fiscal Year 2008 Annual Report
Historical Data: Previous Years Traffic and Criminal Fines

| Fiscal Year 2006 | TRAFFIC | | | CRIMINAL | | | COMBINED | | |
|---------------------|------------|------------|------------|------------|------------|------------|--------------|------------|------------|
| | Gross | Fees | Net | Gross | Fees | Net | Gross | Fees | Net |
| Jul-05 | 47,856.34 | 24,429.75 | 23,426.59 | 28,223.58 | 12,726.68 | 15,496.90 | 76,079.92 | 37,156.43 | 38,923.49 |
| Aug-05 | 65,142.91 | 32,580.05 | 32,562.86 | 40,422.86 | 18,091.08 | 22,331.78 | 105,565.77 | 50,671.13 | 54,894.64 |
| Sep-05 | 54,847.70 | 28,876.15 | 25,971.55 | 34,539.48 | 15,223.77 | 19,315.71 | 89,387.18 | 44,099.92 | 45,287.26 |
| Oct-05 | 54,383.81 | 29,152.24 | 25,231.57 | 38,065.42 | 17,929.77 | 20,135.65 | 92,449.23 | 47,082.01 | 45,367.22 |
| Nov-05 | 61,359.86 | 31,017.76 | 30,342.10 | 38,794.81 | 17,701.44 | 21,093.37 | 100,154.67 | 48,719.20 | 51,435.47 |
| Dec-05 | 53,354.34 | 28,191.38 | 25,162.96 | 29,592.32 | 13,233.71 | 16,358.61 | 82,946.66 | 41,425.09 | 41,521.57 |
| Jan-06 | 71,423.34 | 36,662.85 | 34,760.49 | 47,988.69 | 21,691.44 | 26,297.25 | 119,412.03 | 58,354.29 | 61,057.74 |
| Feb-06 | 70,274.09 | 37,605.89 | 32,668.20 | 53,743.87 | 24,497.52 | 29,246.35 | 124,017.96 | 62,103.41 | 61,914.55 |
| Mar-06 | 69,482.79 | 38,285.64 | 31,197.15 | 49,014.74 | 21,778.95 | 27,235.79 | 118,497.53 | 60,064.59 | 58,432.94 |
| Apr-06 | 55,239.01 | 30,077.46 | 25,161.55 | 35,477.61 | 16,669.70 | 18,807.91 | 90,716.62 | 46,747.16 | 43,969.46 |
| May-06 | 68,642.16 | 37,661.21 | 30,980.95 | 55,971.02 | 25,349.89 | 30,621.13 | 124,613.18 | 63,011.10 | 61,602.08 |
| Jun-06 | 61,774.46 | 35,674.66 | 26,099.80 | 47,515.43 | 22,054.95 | 25,460.48 | 109,289.89 | 57,729.61 | 51,560.28 |
| Totals | 733,780.81 | 390,215.04 | 343,565.77 | 499,349.83 | 226,948.90 | 272,400.93 | 1,233,130.64 | 617,163.94 | 615,966.70 |

| Fiscal Year 2005 | TRAFFIC | | | CRIMINAL | | | COMBINED | | |
|---------------------|------------|------------|------------|------------|------------|------------|--------------|------------|------------|
| | Gross | Fees | Net | Gross | Fees | Net | Gross | Fees | Net |
| Jul-04 | 72,547.05 | 40,506.07 | 32,040.98 | 38,345.74 | 17,197.27 | 21,148.47 | 110,892.79 | 57,703.34 | 53,189.45 |
| Aug-04 | 66,267.13 | 42,988.21 | 23,278.92 | 43,953.30 | 18,767.15 | 25,186.15 | 110,220.43 | 61,755.36 | 48,465.07 |
| Sep-04 | 54,770.37 | 34,304.90 | 20,465.47 | 34,544.83 | 15,779.32 | 18,765.51 | 89,315.20 | 50,084.22 | 39,230.98 |
| Oct-04 | 55,661.27 | 27,592.79 | 28,068.48 | 37,497.63 | 15,135.13 | 22,362.50 | 93,158.90 | 42,727.92 | 50,430.98 |
| Nov-04 | 56,775.02 | 27,658.47 | 29,116.55 | 38,208.83 | 13,838.85 | 24,369.98 | 94,983.85 | 41,497.32 | 53,486.53 |
| Dec-04 | 38,369.89 | 22,455.31 | 15,914.58 | 28,131.86 | 12,999.31 | 15,132.55 | 66,501.75 | 35,454.62 | 31,047.13 |
| Jan-05 | 49,348.90 | 25,442.74 | 23,906.16 | 36,159.89 | 14,899.97 | 21,259.92 | 85,508.79 | 40,342.71 | 45,166.08 |
| Feb-05 | 59,316.09 | 30,739.46 | 28,576.63 | 34,471.23 | 14,850.74 | 19,620.49 | 93,787.32 | 45,590.20 | 48,197.12 |
| Mar-05 | 64,719.58 | 32,870.84 | 31,848.74 | 32,881.66 | 15,148.52 | 17,733.14 | 97,601.24 | 48,019.36 | 49,581.88 |
| Apr-05 | 50,208.38 | 26,122.76 | 24,085.62 | 36,887.89 | 15,795.92 | 21,091.97 | 87,096.27 | 41,918.68 | 45,177.59 |
| May-05 | 48,101.92 | 24,681.52 | 23,420.40 | 39,203.39 | 18,045.79 | 21,157.60 | 87,305.31 | 42,727.31 | 44,578.00 |
| Jun-05 | 54,991.26 | 29,208.23 | 25,783.03 | 35,391.19 | 16,168.42 | 19,222.77 | 90,382.45 | 45,376.65 | 45,005.80 |
| Totals | 671,076.86 | 364,571.30 | 306,505.56 | 435,677.44 | 188,626.39 | 247,051.05 | 1,106,754.30 | 553,197.69 | 553,556.61 |

| Fiscal Year 2004 | TRAFFIC | | | CRIMINAL | | | COMBINED | | |
|---------------------|------------|------------|------------|------------|------------|------------|--------------|------------|------------|
| | Gross | Fees | Net | Gross | Fees | Net | Gross | Fees | Net |
| Jul-03 | 60,446.05 | 25,753.17 | 34,692.88 | 31,321.51 | 11,185.09 | 20,136.42 | 91,767.56 | 36,938.26 | 54,829.30 |
| Aug-03 | 64,440.58 | 26,602.95 | 37,837.63 | 24,740.12 | 10,085.62 | 14,654.50 | 89,180.70 | 36,688.57 | 52,492.13 |
| Sep-03 | 43,766.61 | 16,255.97 | 27,510.64 | 15,565.37 | 6,123.34 | 9,442.03 | 59,331.98 | 22,379.31 | 36,952.67 |
| Oct-03 | 63,597.45 | 22,531.38 | 41,066.07 | 38,180.42 | 15,148.07 | 23,032.35 | 101,777.87 | 37,679.45 | 64,098.42 |
| Nov-03 | 65,546.93 | 23,292.48 | 42,254.45 | 28,231.23 | 11,336.04 | 16,895.19 | 93,778.16 | 34,628.52 | 59,149.64 |
| Dec-03 | 72,011.74 | 26,235.49 | 45,776.25 | 22,016.05 | 8,621.95 | 13,394.10 | 94,027.79 | 34,857.44 | 59,170.35 |
| Jan-04 | 59,393.70 | 21,216.86 | 38,176.84 | 18,990.23 | 7,616.10 | 11,374.13 | 78,383.93 | 28,832.96 | 49,550.97 |
| Feb-04 | 70,259.64 | 24,963.90 | 45,295.74 | 41,554.61 | 15,908.59 | 25,646.02 | 111,814.25 | 40,872.49 | 70,941.76 |
| Mar-04 | 63,742.68 | 22,380.79 | 41,361.89 | 36,249.79 | 14,383.74 | 21,866.05 | 99,992.47 | 36,764.53 | 63,227.94 |
| Apr-04 | 66,364.03 | 23,837.11 | 42,526.92 | 39,682.00 | 15,655.18 | 24,026.82 | 106,046.03 | 39,492.29 | 66,553.74 |
| May-04 | 54,020.64 | 18,802.81 | 35,217.83 | 30,363.27 | 12,021.30 | 18,341.97 | 84,383.91 | 30,824.11 | 53,559.80 |
| Jun-04 | 72,399.82 | 24,810.23 | 47,589.59 | 35,971.77 | 14,246.81 | 21,724.96 | 108,371.59 | 39,057.04 | 69,314.55 |
| Totals | 755,989.87 | 276,683.14 | 479,306.73 | 362,866.37 | 142,331.83 | 220,534.54 | 1,118,856.24 | 419,014.97 | 699,841.27 |

Appendix to The City of Anderson Police Department Fiscal Year 2008 Annual Report
Historical Data: Previous Years Traffic and Criminal Fines

| Fiscal Year 2003 | TRAFFIC | | | CRIMINAL | | | COMBINED | | |
|---------------------|------------|------------|------------|------------|------------|------------|------------|------------|------------|
| | Gross | Fees | Net | Gross | Fees | Net | Gross | Fees | Net |
| Jul-02 | 39,579.51 | 11,418.21 | 28,161.30 | 29,711.30 | 14,401.23 | 15,310.07 | 69,290.81 | 25,819.44 | 43,471.37 |
| Aug-02 | 29,704.78 | 14,864.21 | 14,840.57 | 46,473.53 | 15,719.83 | 30,753.70 | 76,178.31 | 30,584.04 | 45,594.27 |
| Sep-02 | 49,166.11 | 13,188.92 | 35,977.19 | 30,730.24 | 21,276.83 | 9,453.41 | 79,896.35 | 34,465.75 | 45,430.60 |
| Oct-02 | 29,536.87 | 16,146.56 | 13,390.31 | 40,413.83 | 10,834.48 | 29,579.35 | 69,950.70 | 26,981.04 | 42,969.66 |
| Nov-02 | 33,642.67 | 10,720.58 | 22,922.09 | 30,140.48 | 10,087.37 | 20,053.11 | 63,783.15 | 20,807.95 | 42,975.20 |
| Dec-02 | 31,559.49 | 10,134.77 | 21,424.72 | 30,385.59 | 9,372.71 | 21,012.88 | 61,945.08 | 19,507.48 | 42,437.60 |
| Jan-03 | 46,145.43 | 9,396.71 | 36,748.72 | 31,880.12 | 15,861.19 | 16,018.93 | 78,025.55 | 25,257.90 | 52,767.65 |
| Feb-03 | 57,010.21 | 16,790.01 | 40,220.20 | 26,072.32 | 9,560.53 | 16,511.79 | 83,082.53 | 26,350.54 | 56,731.99 |
| Mar-03 | 44,237.53 | 21,043.22 | 23,194.31 | 23,867.13 | 10,670.73 | 13,196.40 | 68,104.66 | 31,713.95 | 36,390.71 |
| Apr-03 | 39,925.96 | 12,796.03 | 27,129.93 | 30,556.96 | 17,187.52 | 13,369.44 | 70,482.92 | 29,983.55 | 40,499.37 |
| May-03 | 38,828.96 | 10,851.94 | 27,977.02 | 26,808.83 | 15,292.37 | 11,516.46 | 65,637.79 | 26,144.31 | 39,493.48 |
| Jun-03 | 49,617.23 | 14,103.03 | 35,514.20 | 35,861.47 | 18,974.98 | 16,886.49 | 85,478.70 | 33,078.01 | 52,400.69 |
| Totals | 488,954.75 | 161,454.19 | 327,500.56 | 382,901.80 | 169,239.77 | 213,662.03 | 871,856.55 | 330,693.96 | 541,162.59 |

| Fiscal Year 2002 | TRAFFIC | | | CRIMINAL | | | COMBINED | | |
|---------------------|------------|------------|------------|------------|------------|------------|------------|------------|------------|
| | Gross | Fees | Net | Gross | Fees | Net | Gross | Fees | Net |
| Jul-01 | 35,750.72 | 15,489.40 | 20,261.32 | 32,443.36 | 13,327.87 | 19,115.49 | 68,194.08 | 28,817.27 | 39,376.81 |
| Aug-01 | 37,102.85 | 16,207.65 | 20,895.20 | 30,394.33 | 12,382.55 | 18,011.78 | 67,497.18 | 28,590.20 | 38,906.98 |
| Sep-01 | 34,453.23 | 14,990.23 | 19,463.00 | 32,798.80 | 13,251.57 | 19,547.23 | 67,252.03 | 28,241.80 | 39,010.23 |
| Oct-01 | 43,683.92 | 18,825.61 | 24,858.31 | 24,838.64 | 10,015.49 | 14,823.15 | 68,522.56 | 28,841.10 | 39,681.46 |
| Nov-01 | 34,605.68 | 14,999.81 | 19,605.87 | 28,695.16 | 11,827.84 | 16,867.32 | 63,300.84 | 26,827.65 | 36,473.19 |
| Dec-01 | 27,863.73 | 12,073.25 | 15,790.48 | 25,304.29 | 10,295.04 | 15,009.25 | 53,168.02 | 22,368.29 | 30,799.73 |
| Jan-02 | 29,803.00 | 13,090.81 | 16,712.19 | 28,250.30 | 11,266.41 | 16,983.89 | 58,053.30 | 24,357.22 | 33,696.08 |
| Feb-02 | 33,416.46 | 13,614.14 | 19,802.32 | 26,991.76 | 12,148.62 | 14,843.14 | 60,408.22 | 25,762.76 | 34,645.46 |
| Mar-02 | 32,183.47 | 12,041.26 | 20,142.21 | 22,510.97 | 11,218.40 | 11,292.57 | 54,694.44 | 23,259.66 | 31,434.78 |
| Apr-02 | 31,283.11 | 13,421.09 | 17,862.02 | 29,009.14 | 11,291.93 | 17,717.21 | 60,292.25 | 24,713.02 | 35,579.23 |
| May-02 | 27,517.84 | 10,421.86 | 17,095.98 | 20,137.93 | 10,421.86 | 9,716.07 | 47,655.77 | 20,843.72 | 26,812.05 |
| Jun-02 | 35,851.92 | 12,198.64 | 23,653.28 | 21,109.75 | 11,821.59 | 9,288.16 | 56,961.67 | 24,020.23 | 32,941.44 |
| Totals | 403,515.93 | 167,373.75 | 236,142.18 | 322,484.43 | 139,269.17 | 183,215.26 | 726,000.36 | 306,642.92 | 419,357.44 |

| Fiscal Year 2001 | TRAFFIC | | | CRIMINAL | | | COMBINED | | |
|---------------------|------------|------------|------------|------------|------------|------------|------------|------------|------------|
| | Gross | Fees | Net | Gross | Fees | Net | Gross | Fees | Net |
| Jul-00 | 22,157.00 | 7,955.88 | 14,201.12 | 22,223.62 | 7,442.63 | 14,780.99 | 44,380.62 | 15,398.51 | 28,982.11 |
| Aug-00 | 30,081.30 | 10,572.20 | 19,509.10 | 28,043.60 | 9,246.69 | 18,796.91 | 58,124.90 | 19,818.89 | 38,306.01 |
| Sep-00 | 29,145.00 | 10,394.39 | 18,750.61 | 30,639.51 | 10,223.32 | 20,416.19 | 59,784.51 | 20,617.71 | 39,166.80 |
| Oct-00 | 35,026.13 | 14,426.72 | 20,599.41 | 28,959.50 | 10,992.76 | 17,966.74 | 63,985.63 | 25,419.48 | 38,566.15 |
| Nov-00 | 38,480.88 | 16,372.66 | 22,108.22 | 32,976.66 | 12,969.99 | 20,006.67 | 71,457.54 | 29,342.65 | 42,114.89 |
| Dec-00 | 30,720.00 | 13,290.33 | 17,429.67 | 33,612.16 | 13,390.47 | 20,221.69 | 64,332.16 | 26,680.80 | 37,651.36 |
| Jan-01 | 38,330.00 | 16,307.67 | 22,022.33 | 47,625.44 | 19,077.57 | 28,547.87 | 85,955.44 | 35,385.24 | 50,570.20 |
| Feb-01 | 52,206.84 | 22,168.40 | 30,038.44 | 48,006.92 | 18,692.69 | 29,314.23 | 100,213.76 | 40,861.09 | 59,352.67 |
| Mar-01 | 66,629.00 | 28,813.72 | 37,815.28 | 26,458.27 | 10,446.79 | 16,011.48 | 93,087.27 | 39,260.51 | 53,826.76 |
| Apr-01 | 43,265.12 | 18,929.65 | 24,335.47 | 32,064.32 | 13,008.31 | 19,056.01 | 75,329.44 | 31,937.96 | 43,391.48 |
| May-01 | 44,779.00 | 19,376.97 | 25,402.03 | 36,637.99 | 14,851.84 | 21,786.15 | 81,416.99 | 34,228.81 | 47,188.18 |
| Jun-01 | 40,419.40 | 17,684.76 | 22,734.64 | 34,017.70 | 13,675.07 | 20,342.63 | 74,437.10 | 31,359.83 | 43,077.27 |
| Totals | 471,239.67 | 196,293.35 | 274,946.32 | 401,265.69 | 154,018.13 | 247,247.56 | 872,505.36 | 350,311.48 | 522,193.88 |

Appendix to The City of Anderson Police Department Fiscal Year 2008 Annual Report
Call-for-Service Data by Category and Type of Call

| Call Category | Call Type | Total | Call Category | Call Type | Total | |
|-----------------------------|---------------------------------|---------------|---------------------------|-------------------------|----------------------|---|
| Alarm | Burglar Alarm | 2,934 | EMS Assist (continued) | LIFELINE ALERT | 4 | |
| | HOLDUP ALARM | 94 | | LIFT ASSISTANCE | 2 | |
| | PANIC ALARM | 166 | | MATERNITY-ALS PRI1 | 3 | |
| Alarm Total | | 3,194 | | OBVIOUS DTH-BLS PRI2 | 9 | |
| Citizen Assist | ADVISORY CALL | 499 | | OD/POISON-ALS P1-FR | 3 | |
| Citizen Assist Total | | 499 | | OD/POISON-ALS PRI1-FR | 4 | |
| Counter-Crime | ACTIVE WARRANT | 20 | | OD/POISON ALS/BLS PRI2 | 4 | |
| | ASSISTING OTHER AGCY | 47 | | OVRDSE/POISON | 2 | |
| | CHECK WARRANTS | 66 | | OVRDSE/POISON-ALS P1 | 15 | |
| | POLICE CHECK POINT | 27 | | PREG/BIRTH/MISCARRIAGE | 1 | |
| | POSS TERRORIST ACT | 1 | | PSYC/SUICIDE -ALS PRI2 | 20 | |
| | Possible Terrorist Act (MAIL) | 1 | | PSYC/SUICIDE-ALS PRI1 | 80 | |
| | SERVING WARRANT | 274 | | SEIZS-ALS PRI1-FR | 5 | |
| | SUSPICIOUS PERSON | 4,223 | | SEIZURES | 2 | |
| Counter-Crime Total | | 4,659 | | SEIZURES-ALS PRI2 | 2 | |
| Domestic or Civil Dispute | Civil Dispute | 136 | | SICK PERSON | 2 | |
| | CIVIL DISPUTE IN PROG | 52 | | SICK PERSON-BLS PRI2 | 8 | |
| | CIVIL DISTURBANCE | 1,020 | | STROKE-ALS PRI1 | 1 | |
| | DOMESTIC BOTH PARTIES | 1,111 | | STROKE-ALS PRI1-FR | 1 | |
| | DOMESTIC REPORT | 234 | | Suicide | 14 | |
| | DOMESTIC UNKNOWN | 202 | | TRAUMA INJ-ALS P1-FR | 7 | |
| | DOMESTIC VERBAL | 50 | | TRAUMA INJ-BLS PRI2 | 1 | |
| | DOMESTIC WEAPONS | 38 | | TRAUMATIC INJURIES | 1 | |
| | STALKING IN PROGRESS | 2 | | UNC/FAINTING-ALS PRI1 | 4 | |
| | STALKING REPORT | 13 | | UNCON/FNTG-ALS P1-FR | 8 | |
| | UNLAWFUL USE OF TELEPHONE | 106 | | UNCON/FNTG-ALS PRI1-FR | 4 | |
| | Domestic or Civil Dispute Total | | 2,964 | | UNCONSCIOUS/FAINTING | 3 |
| | Drug or Alcohol Crime | DRUG ACTIVITY | 274 | | UNK PROB-ALS PRI1-FR | 5 |
| INTOXICATED SUBJECT | | 127 | | UNK PROBLEM-ALS PRI1 | 3 | |
| Drug or Alcohol Crime Total | | 401 | | UNK PROBLEM-BLS PRI2 | 3 | |
| EMS Assist | ABD PAIN-ALS PRI1-FR | 1 | | UNKNOWN PROBLEM | 17 | |
| | ALLERGIES ALS-PRI 2 | 1 | | UNKPROBLEM-BLS PRI2 | 7 | |
| | ALLERGIES-ALS PRI1-FR | 2 | EMS Assist Total | | 350 | |
| | ANIMAL BITE | 1 | Fire Assist | FIRE ALARM | 131 | |
| | ANIMAL BITE-ALS P1-FR | 1 | | FIRE CARBON MONOXIDE AL | 1 | |
| | ANIMAL BITES | 1 | | FIRE DUMPSTER | 3 | |
| | BACK PAIN-BLS PRI2 | 2 | | FIRE ELECTRICAL | 7 | |
| | BREATHING PROBLEM | 3 | | FIRE FUEL SPILL | 2 | |
| | CARD ARR-ALS PRI1-FR | 12 | | FIRE GAS/PROPANE LEAK | 16 | |
| | CARD ARRST-ALS P1-FR | 2 | | FIRE GRASS OR WOODS | 42 | |
| | CHEST PAIN | 2 | | FIRE INVESTIGATION | 1 | |
| | CHST PN-ALS PRI1 | 1 | | FIRE OF A STRUCTURE | 84 | |
| | CHST PN-ALS PRI1-FR | 8 | | FIRE POWER LINE DOWN | 15 | |
| | CRDC SYMP-ALS PRI1-FR | 1 | | FIRE POWERLINE | 13 | |
| | CRDIC/RESP ARST/DTH | 6 | | FIRE SERVICE CALL | 6 | |
| | DIABETIC PROBLEMS | 1 | | FIRE STANDBY | 5 | |
| | DIABETIC-ALS PRI1 | 1 | | FIRE UNKNOWN | 19 | |
| | DIABETIC-ALS PRI1-FR | 1 | | FIRE VEHICLE | 22 | |
| | DIFF BRTH-ALS PRI1-FR | 11 | FIRE(SPECIFY) | 1 | | |
| | DOG BITE | 1 | TREE DOWN | 4 | | |
| | FALLS | 8 | Fire Assist Total | | 372 | |
| | FALLS ALS PRI1-FR | 1 | General Service | 911 HANG UP | 1,151 | |
| | FALLS-ALS PRI1-FR | 8 | | ALL OTHER | 2,979 | |
| | FALLS-BLS PRI2 | 5 | | ANIMAL CARCASS IN RD | 1 | |
| | GEN ILLNESS ALS PRI1-FR | 1 | | ANIMAL COMPLAINT CITY | 1,314 | |
| | GEN ILLNESS-ALS PRI1-FR | 1 | | ANIMAL INJ DOG OR CAT | 1 | |
| | HEART PROBLEMS | 1 | | ANIMAL RUN AT LARGE | 3 | |
| | Help Call | 1 | | BLOCKADE | 3 | |
| | HEM/LAC-ALS PRI1-FR | 11 | | Building or Keep Checks | 26,347 | |
| | HEM/LAC-BLS PRI2 | 2 | | CITIZEN FLAG DOWN | 71 | |
| | HEMORHAGE/LACERATION | 7 | CRIME STOPPERS | 4 | | |

Appendix to The City of Anderson Police Department Fiscal Year 2008 Annual Report
Call-for-Service Data by Category and Type of Call

| Call Category | Call Type | Total | Call Category | Call Type | Total | |
|--------------------------------|------------------------------|---------------------|-----------------------------------|-----------------------------|-----------------|-------|
| General Service (continued) | DELIVER MESSAGE | 113 | Quality of Life | ABANDONED VEHICLE | 9 | |
| | DETENTION ORDER | 1 | | B & C VIOLATION | 1 | |
| | DIRECT TRAFFIC | 25 | | JUVENILE COMPLAINT | 258 | |
| | DRAG RACING | 11 | | LITTERING | 3 | |
| | Drill | 3 | | LOUD MUSIC | 506 | |
| | DROWNING/DIVING ACC. | 1 | | PROSTITUTION ACTIVITY | 8 | |
| | ESCORT | 601 | | SHOOTING IN AREA | 234 | |
| | Escort: Funeral | 364 | | THREATS | 371 | |
| | EXTRA DUTY | 18 | | TRAINING | 5 | |
| | FOLLOWUP TO ORIGINAL CA | 455 | | Quality of Life Total | | 1,395 |
| | FOUND PROPERTY | 123 | | Traffic Related (Non-Crash) | ASSIST MOTORIST | 693 |
| | GREENVILLE TRANSFER | 1 | INTOXICATED DRIVER | | 445 | |
| | HIGHWAY DEPT TRANSFER | 4 | SUSPICIOUS VEHICLE | | 2,007 | |
| | JAIL BREAK OCC. | 1 | | TRAFFIC STOP | 11,406 | |
| | MEDICAL PRIORITY DISPATCH | 1 | Traffic Related (Non-Crash) Total | | 14,551 | |
| | MISSING PERSONS REPT | 208 | Traffic Related (Wreck) | HIT & RUN JUST OCC. | 77 | |
| | NEED ASSISTANCE | 101 | | HIT & RUN/INJURIES | 1 | |
| | ON-STAR ALARM | 1 | | HIT AND RUN REPORT | 143 | |
| | OUT FOR BREAK | 1 | | MVA ALS-PRI1-FR | 1 | |
| | Out of Service | 1 | | MVA-ALS OR BLS PRI2 | 3 | |
| | PICK UP PRISONER | 95 | | MVA-ALS PRI1 | 66 | |
| | POSS. MENTAL SUBJ | 11 | | MVA-ALS PRI1-FR | 10 | |
| | PRISONER IN CUSTODY | 37 | Wreck | 1,505 | | |
| | PRIVATE CALL PRI 1 | 3 | Traffic Related (Wreck) Total | | 1,806 | |
| | PUBLIC WORKS | 76 | Violent Crime | ARMED ROBBERY DELAY | 11 | |
| | Pursuit | 7 | | ARMED ROBBERY IN PROG. | 6 | |
| | RIDE BY AREA | 4 | | ARMED ROBBERY OCCURED | 42 | |
| | ROADWAY BLOCKED | 16 | | ASLT/RAPE -A/B LS PRI2 | 2 | |
| | SECURED STRAY | 1 | | ASLT/RAPE-ALS PRI1-FR | 8 | |
| | Unknown | 3 | | ASSAULT IN PROG. | 24 | |
| | UNKNOWN SITUATION | 116 | | ASSAULT JUST OCCURED | 147 | |
| | UNLOCK DOOR | 21 | | ASSAULT REPORT | 322 | |
| | VEHICLE PURSUIT | 55 | | ASSAULT/RAPE | 9 | |
| | VEHICLE REPOSSESSION | 7 | | ASSAULT/RAPE-ALS PRI1 | 4 | |
| | VICIOUS DOG | 2 | | BOMB THREAT | 37 | |
| | WELFARE CHECK | 484 | | CHILD ABUSE | 8 | |
| WILLIAMSTON TRANSFER | 1 | FIGHT IN PROGRESS | | 278 | | |
| General Service Total | | 34,847 | | FIGHT REPORT | 42 | |
| Property Crime | AUTO BREAK-IN IN PROGRESS | 7 | | HT/CLD EXP-ALS PRI1-FR | 1 | |
| | AUTO BREAK-IN JUST OCCURED | 11 | | IND/MCH ACC-ALS P1-FR | 1 | |
| | AUTO BREAK-IN REPORT | 147 | | INDECENT EXP IN PROG | 7 | |
| | BREAK IN - IN PROG. | 135 | | INDECENT EXP JUST OCC | 5 | |
| | BREAK-IN JUST OCCURED | 58 | | INDECENT EXPOSURE RPT | 6 | |
| | BREAK-IN REPORT | 467 | | KIDDNAPPING JUST OCCURED | 2 | |
| | GAS DRIVE OFF/JUST OCC | 20 | KIDNAPPING REPORT | 3 | | |
| | GAS DRIVE OFF/REPORT | 8 | MAN WITH GUN | 94 | | |
| | LARCENY IN PROG. | 27 | MAN WITH KNIFE OR SHARP | 12 | | |
| | LARCENY JUST OCCURED | 141 | SEXUAL ASSAULT/RAPE | 23 | | |
| | LARCENY REPORT | 991 | SHOOTING | 25 | | |
| | PROWLER | 357 | SHOOTING WITH INJ. | 1 | | |
| | PURSE SNATCHING JUST OCCURED | 3 | STAB/GSW-ALS P1-FR | 1 | | |
| | PURSE SNATCHING REPORT | 5 | STAB/GSW-ALS PRI1-FR | 3 | | |
| | SHOPLIFTER IN CUSTODY | 206 | STAB/GUNSHOT WOUND | 8 | | |
| | SHOPLIFTER IN STORE | 76 | STAB/GUNSHOT-ALS PRI1 | 4 | | |
| | SHOPLIFTER OUTSIDE | 144 | STABBING JUST OCCURED | 1 | | |
| | STOLEN VEHICLE IN PROGRESS | 14 | STABBING REPORT | 3 | | |
| STOLEN VEHICLE REPORT | 175 | Violent Crime Total | | 1,140 | | |
| TRESPASSING | 94 | White Collar Crime | BAD CHECK | 11 | | |
| VANDALISM IN PROG. | 23 | | BREACH OF TRUST REPORT | 71 | | |
| VANDALISM JUST OCC | 63 | | FORGERY IN PROGRESS | 11 | | |
| VANDALISM REPORT | 442 | | FORGERY REPORT | 330 | | |
| Property Crime Total | | 3,614 | White Collar Crime Total | | 423 | |
| | | | Grand Total | | 70,215 | |

Appendix
The City of Anderson Police Department Fiscal Year 2008 Incidents Referenced by Type & Zone
Listed by Federal Offense Types

| Count of Federal Offense Types by Zone Fiscal Year 2008. Single Entry per Incident Report. | | | | | | | | |
|--|------|-----|------|------|-----|-----|---------|-------------|
| Federal Offense Classification | Zone | | | | | | | Grand Total |
| | 1 | 2 | 3 | 4 | 5 | 6 | (blank) | |
| Aggravated Assault {13A} | 14 | 19 | 55 | 16 | 22 | 15 | 1 | 142 |
| All Other Larceny {23H} | 132 | 91 | 166 | 77 | 83 | 110 | 3 | 662 |
| All Other Offenses {90Z} | 87 | 57 | 193 | 89 | 90 | 72 | 9 | 597 |
| Arson {200} | 1 | | 3 | 2 | 4 | | | 10 |
| Bad Checks {90A} | 7 | 6 | 2 | 2 | 2 | 4 | 1 | 24 |
| Burglary / Breaking & Entering {220} | 38 | 35 | 116 | 65 | 67 | 37 | | 358 |
| Contributing to the Delinquency of a Minor {90P} | | | 2 | | | 1 | | 3 |
| Counterfeiting / Forgery {250} | 54 | 30 | 15 | 8 | 23 | 32 | 1 | 163 |
| Credit Card / Automatic Teller Machine Fraud {26B} | 19 | 15 | 8 | 4 | 5 | 17 | | 68 |
| Curfew / Loitering / Vagrancy Violations {90B} | 5 | 2 | 52 | 21 | 26 | 4 | | 110 |
| Destruction / Damage / Vandalism of Property {290} | 90 | 81 | 186 | 83 | 85 | 69 | | 594 |
| Disorderly Conduct {90C} | 29 | 16 | 85 | 25 | 19 | 30 | | 204 |
| Driving under the Influence {90D} | 19 | 6 | 12 | 9 | 7 | 14 | | 67 |
| Drug / Narcotic Violations {35A} | 34 | 27 | 142 | 55 | 54 | 34 | 4 | 350 |
| Drug Equipment Violations {35B} | 2 | | 10 | 5 | 6 | 4 | | 27 |
| Drunkenness {90E} | 45 | 18 | 52 | 29 | 34 | 25 | | 203 |
| Embezzlement {270} | 1 | | | | | 3 | | 4 |
| False Pretenses / Swindle / Confidence Game {26A} | 8 | 5 | 7 | 2 | 2 | 15 | | 39 |
| Family Offenses, Nonviolent {90F} | 2 | 4 | 13 | 5 | 4 | 1 | 1 | 30 |
| Forcible Fondling {11D} | 1 | | 1 | 2 | | 2 | | 6 |
| Forcible Rape {11A} | 3 | 3 | 4 | 1 | 1 | | | 12 |
| Forcible Sodomy {11B} | | 1 | | | | | | 1 |
| Gambling Equipment Violations {39C} | | | 1 | | | | | 1 |
| Impersonation {26C} | 5 | 4 | 1 | | 1 | 5 | | 16 |
| Incorrigible {90K} | | | 1 | | | | | 1 |
| Intimidation {13C} | 19 | 17 | 16 | 8 | 8 | 18 | 1 | 87 |
| Kidnapping / Abduction {100} | 6 | 2 | 3 | 1 | | 4 | | 16 |
| Liquor Law Violations {90G} | 25 | 15 | 79 | 34 | 33 | 22 | 2 | 210 |
| Missing Persons {979} | 6 | 11 | 14 | 8 | 7 | 6 | | 52 |
| Motor Vehicle Theft {240} | 19 | 14 | 45 | 22 | 20 | 18 | | 138 |
| Murder / Nonnegligent Manslaughter {09A} | | | 1 | | | | | 1 |
| Non-Reportable {90T} | 141 | 77 | 398 | 199 | 167 | 125 | 15 | 1122 |
| Not NIBRS Reportable - See State Charge {DNR} | 36 | 27 | 70 | 54 | 41 | 21 | 30 | 279 |
| Peeping Tom {90H} | 2 | | | | | | | 2 |
| Pornography / Obscene Material {370} | | | 2 | | | | | 2 |
| Prostitution {40A} | | | | | 1 | | | 1 |
| Prowler {992} | 2 | 3 | 5 | | 5 | 1 | | 16 |
| Purse-Snatching {23B} | 1 | 2 | 2 | | | 1 | | 6 |
| Resisting Arrest {90N} | 14 | 8 | 38 | 19 | 19 | 8 | | 106 |
| Robbery {120} | 5 | 7 | 18 | 9 | 10 | 9 | | 58 |
| Runaway {90I} | 2 | 1 | 7 | 12 | 6 | 5 | 1 | 34 |
| Sexual Assault with an Object {11C} | 1 | | | | | 1 | | 2 |
| Sexual Exposure (overtly sexual) {36C} | | | 1 | 1 | | | | 2 |
| Shoplifting {23C} | 131 | 11 | 7 | 2 | | 122 | 3 | 276 |
| Simple Assault {13B} | 62 | 46 | 151 | 68 | 61 | 38 | 2 | 428 |
| Statutory Rape {36B} | | 1 | | 2 | 1 | | | 4 |
| Stolen Property {280} | 1 | 3 | 21 | 4 | 4 | 8 | | 41 |
| Suicides {980} | 1 | 2 | 2 | | 1 | 1 | | 7 |
| Suspicious Fires {978} | | | | 2 | | | | 2 |
| Telephone Calls, Harrassing {753} | 17 | 15 | 14 | 4 | 8 | 18 | | 76 |
| Theft From Building {23D} | 1 | 4 | 10 | 5 | 3 | 3 | | 26 |
| Theft From Coin-Operated machine or Device {23E} | | 1 | | | | | | 1 |
| Theft From Motor Vehicle {23F} | 39 | 50 | 36 | 14 | 20 | 46 | | 205 |
| Theft of Motor Vehicle Parts or Accessories {23G} | 7 | 6 | 10 | 1 | 2 | 2 | | 28 |
| Trespass of Real Property {90J} | 26 | 20 | 55 | 23 | 25 | 7 | 1 | 157 |
| Using Vehicle Without Consent {756} | 2 | 1 | 2 | 1 | 2 | | | 8 |
| Weapon Law Violations {520} | 8 | 4 | 32 | 13 | 17 | 7 | 3 | 84 |
| Wire Fraud {26E} | 2 | 1 | | | | 1 | | 4 |
| Grand Total | 1172 | 769 | 2166 | 1006 | 996 | 986 | 78 | 7173 |

Appendix
The City of Anderson Police Department Fiscal Year 2008 State Crimes Referenced by Type & Zone

| Count of State Crimes by Zone Fiscal Year 2008. Single Entry per Incident Report. | | | | | | | | |
|---|------|----|----|----|----|----|---------|-------------|
| State Law | Zone | | | | | | | Grand Total |
| | 1 | 2 | 3 | 4 | 5 | 6 | (blank) | |
| ABANDONED VEHICLE {42-62} | 1 | 1 | 2 | 1 | | 3 | | 8 |
| ABHAN {DNR} | 3 | 6 | 16 | 3 | 11 | 9 | | 48 |
| ACCESSORY TO A FELONY {16-1-40} | | | | | | 2 | | 2 |
| ALLOWING NON-LICENSED PERSON TO DRIVE {56-1-480} | | | 4 | | 1 | 2 | | 7 |
| ALLOWING OPERATION OF UNINSURED VEHICLE {56-11-770} | | 1 | 1 | | 1 | 1 | | 4 |
| ALLOWING UNAUTHORIZED PERSON TO DRIVE {56-1-490} | | 1 | | 1 | | | | 2 |
| ALTERED VEHICLE LICENSE {56-3-1370} | | | 4 | | | | | 4 |
| ANIMAL BITE | 2 | | 2 | 2 | 2 | | 1 | 9 |
| ARMED ROBBERY {16-11-330A} | 2 | 4 | 14 | 5 | 8 | 6 | | 39 |
| ARMED TO THE TERROR OF THE PUBLIC {22-5-150} | 1 | | | 1 | | 1 | | 3 |
| ARSON 1ST DEGREE (PERS INJURY) {16-11-110} | | | | 1 | | | | 1 |
| ARSON 2ND DEGREE (DWELLING) {16-11-110 B} | | | 3 | 2 | 4 | | | 9 |
| ARSON 3RD DEGREE (PROPERTY) {16-11-110 C} | 1 | | | | 1 | | | 2 |
| ASSAULT & BATTERY {CC} | 33 | 29 | 76 | 45 | 31 | 19 | | 233 |
| ASSAULT & BATTERY UPON SCHOOL PERSONNEL (16-3-512) | | | 1 | 1 | | | | 2 |
| ASSAULT & BATTERY WITK {16-3-620} | 4 | 3 | 15 | 5 | 5 | 3 | | 35 |
| ASSAULT ON OFFICER {62-88A} | | | 7 | | | 3 | | 10 |
| ASSAULT W/ INTENT TO KILL {17-25-0030} | 1 | | 3 | 1 | | 1 | | 6 |
| ATTEMPTED ARMED ROBBERY {16-11-330B} | 1 | | 2 | | | 1 | | 4 |
| ATTEMPTED ROBBERY {16-11-330} | | 1 | | | | | | 1 |
| ATTEMPTED SUICIDE | 1 | | 1 | 1 | 2 | | | 5 |
| ATTEMPTING TO OBTAIN A PRESCRIPTION BY FRAUD {44-53-40} | 3 | | | | | 1 | | 4 |
| B/E MOTOR VEHICLE {16-13-160} | 20 | 18 | 13 | 3 | 6 | 25 | | 85 |
| BANK FRAUD {34-3-110} | 2 | | 1 | | | 1 | | 4 |
| BENCH WARRANT | 1 | | 15 | 11 | 4 | 1 | | 32 |
| Bomb Squad- Assist other Agency | | | | | | | 32 | 32 |
| BOMB THREATS 16-23-750 | | 1 | | | 2 | | 1 | 4 |
| BREACH OF TRUST {16-13-230} | 8 | 4 | 9 | 4 | 4 | 17 | | 46 |
| BURGLARY 1ST {16-11-311} | 15 | 12 | 46 | 25 | 25 | 11 | | 134 |
| BURGLARY 2ND {16-11-312} | 19 | 16 | 59 | 35 | 34 | 23 | | 186 |
| BURGLARY 3RD {16-11-313} | 4 | 5 | 9 | 5 | 5 | 2 | | 30 |
| BURNING PROPERTY OF ANOTHER {16-11-140} | | | 1 | 1 | | | | 2 |
| CARJACKING {16-3-1075} | 2 | | 1 | 1 | | 2 | | 6 |
| CARRYING CONCEALED WEAPON {62-333} | 1 | | 1 | | 2 | | | 4 |
| CDV {16-25-20} | 24 | 17 | 48 | 14 | 19 | 18 | 1 | 141 |
| CDV 2ND {16-25-20A} | 2 | 1 | 7 | 2 | 2 | | | 14 |
| CDV 3RD {16-25-20B} | | 1 | 3 | 1 | | | | 5 |
| CDV HAN {16-25-65} | 4 | 1 | 5 | 3 | 2 | | | 15 |
| CHANGING LANES IMPROPERLY {56-5-1900} | 1 | | | | | 1 | | 2 |
| CHILD ABANDONMENT {20-7-80} | | 1 | 1 | | | 1 | | 3 |
| CHILD SEAT VIOLATION {56-5-6410} | 2 | | 7 | 1 | | | | 10 |
| CONSPIRACY 16-17-410 | 1 | | | | | | | 1 |
| CONSPIRACY TO DIST CRACK COCAINE {44-53-375 (9)} | | | 1 | | | | 1 | 2 |
| CONTRIBUTING DEL MINOR {16-17-490} | | | 2 | | | 1 | | 3 |
| COUNTERFEITING {State} | 6 | 6 | 1 | 1 | 2 | 5 | | 21 |
| CREDIT CARD FRAUD {16-14-60} | 19 | 14 | 8 | 4 | 6 | 17 | | 68 |
| CREDIT CARD THEFT {16-14-20} | 4 | 4 | 1 | | 1 | 2 | | 12 |
| CRUEL TREATMENT OF ANIMALS {18-50} | 1 | | 1 | 2 | | | | 4 |

Appendix
The City of Anderson Police Department Fiscal Year 2008 State Crimes Referenced by Type & Zone

| State Law | Zone | | | | | | | Grand Total |
|---|------|----|-----|----|----|----|---------|-------------|
| | 1 | 2 | 3 | 4 | 5 | 6 | (blank) | |
| CRUELTY TO CHILD {20-7-70} | 2 | | 2 | | | | | 4 |
| CSC 1st {16-3-652} | 3 | 4 | 4 | 1 | | 1 | | 13 |
| CSC 2ND {16-3-653} | 1 | 1 | 1 | 1 | 1 | | | 5 |
| CSC 3RD {16-3-654} | 2 | 1 | | 2 | | 2 | | 7 |
| CSC W/MINOR {16-3-655} | 1 | 2 | 4 | 2 | 1 | | | 10 |
| DEFRAUDING INNKEEPER {45-1-50} | | | | | | 2 | | 2 |
| DEFRAUDING RESTURANT {62-170A} | 1 | | | | | | | 1 |
| DISCHARGING FIREARM IN CITY {133-01} | 3 | | 4 | 2 | 5 | 3 | | 17 |
| DISCHARGING FIREARM IN DWELLING {16-23-440} | | | 3 | | 1 | | | 4 |
| DISOBEDIENCE TO POLICE OFFICER {56-5-740} | | | | 3 | 1 | 1 | | 5 |
| DISORDERLY CONDUCT {16-17-530A} | 15 | 8 | 27 | 9 | 6 | 14 | | 79 |
| DISREGARDING SIGN {56-5-2740} | 8 | 2 | 5 | 1 | 8 | 1 | | 25 |
| DISREGARDING SIGN/CITY CODE {82-42} | 2 | 1 | 8 | 7 | 10 | | | 28 |
| DISREGARDING TRAFFIC CONTROL DEVICES {56-5-950} | 3 | 1 | | 2 | 1 | 1 | | 8 |
| Dissemination Obscene Material to Minor 16-15-85 | | | 2 | | | | | 2 |
| DIST CONTROLLED SUBSTANCE {44-53-360} | | 1 | | | | | | 1 |
| DIST CRACK COCAINE {44-53-375 (7)} | | | | | | | 1 | 1 |
| DIST METHAMPHETAMINE {44-53-375 (8)} | | | 1 | | | | | 1 |
| DIST OBSCENE MATERIAL {62-216} | 1 | | | | | 1 | | 2 |
| Distribution Crack 1/2 mile of School or Park (44-53-445) | | | | | | | 1 | 1 |
| DISTURBING SCHOOL {16-17-420} | | 2 | 15 | 7 | | 3 | | 27 |
| DOGS RUNNING AT LARGE {18-1} | 1 | | | | | 2 | | 3 |
| DRIVING LEFT OF CENTER {56-5-1810} | | 3 | 3 | 3 | 2 | | | 11 |
| DRIVING WITH IMPROPER LIGHTS {56-5-4510} | 1 | | 1 | | | | | 2 |
| DUI {56-5-2930A} | 20 | 6 | 15 | 11 | 9 | 14 | | 75 |
| DUI MTF/STATE {56-5-2930B} | 1 | | | | | 1 | | 2 |
| DUS 1ST {56-1-460} | 30 | 21 | 146 | 58 | 54 | 35 | 1 | 345 |
| DUS 2ND {56-1-460A} | 12 | 4 | 41 | 12 | 23 | 11 | 1 | 104 |
| DUS 3RD & SUB {56-1-460B} | 7 | 6 | 34 | 16 | 11 | 4 | 1 | 79 |
| DUS FAIL TO PAY PROP TAX {12-37-2740} | 1 | | | | | | | 1 |
| DUS for DUI 56-5-460 (C) | 1 | | | | | | | 1 |
| EPC (EMERGENCY PROTECTIVE CUSTODY) {STATE} | 1 | 1 | 4 | | 2 | 1 | | 9 |
| ESCAPE {24-13-410} | | | 1 | | | | | 1 |
| ESCAPE FROM LEGAL CUSTODY {62-3 CC} | | | 1 | 3 | 1 | | | 5 |
| EXPIRED DL {56-1-210} | | | 1 | | | | | 1 |
| EXPIRED VEHICLE LICENSE {56-3-110} | 1 | 3 | 5 | 3 | 1 | 5 | | 18 |
| EXPLOITATION VULNERABLE ADULT 43-35-85 (D) | | | 1 | | | 1 | | 2 |
| FAILURE TO ACCOMPANY {130-02} | 12 | 8 | 39 | 19 | 24 | 9 | | 111 |
| FAILURE TO ACQUIRE VALID TAG {56-3-210} | | | 8 | 2 | 2 | | | 12 |
| FAILURE TO CHANGE ADDRESS {56-1-2} | | | 1 | | 1 | 1 | | 3 |
| FAILURE TO DIM HEADLIGHTS {56-5-4780} | 1 | | 1 | | | 1 | | 3 |
| FAILURE TO DISPLAY LICENSE PLATES {56-3-1240} | 1 | | 1 | | | | | 2 |
| FAILURE TO GIVE PROPER SIGNAL {56-5-2150} | | | 2 | | 1 | | | 3 |
| FAILURE TO PAY CAB FARE {33-37} | 2 | 3 | 3 | 1 | | | | 9 |
| FAILURE TO PAY FOOD BILL {62-170} | | | | | 2 | 6 | | 8 |
| FAILURE TO PAY FOR GASOLINE {16-13-185} | | | 1 | | | | | 1 |
| FAILURE TO STOP FOR BLUE LIGHT {56-5-750} | 7 | 4 | 11 | 7 | 6 | 4 | | 39 |
| FAILURE TO SURRENDER DL {56-1-350} | 1 | | | | | | | 1 |
| FAILURE TO TRANSFER OWNERSHIP {56-3-1270} | 1 | | 6 | 2 | 2 | 3 | | 14 |
| FAILURE TO YIELD R/W {56-5-2320} | 2 | 1 | 2 | 1 | | | | 6 |

Appendix
The City of Anderson Police Department Fiscal Year 2008 State Crimes Referenced by Type & Zone

| State Law | Zone | | | | | | | Grand Total |
|---|------|----|-----|----|----|----|---------|-------------|
| | 1 | 2 | 3 | 4 | 5 | 6 | (blank) | |
| FAULTY EQUIPMENT {56-5-5310} | 5 | 2 | 31 | 8 | 11 | 9 | 1 | 67 |
| FIGHTING {16-15-120} | 2 | 4 | 6 | 8 | 2 | 5 | | 27 |
| FILING FALSE REPORT {16-17-722} | 1 | 2 | | | 1 | 1 | | 5 |
| FINANCIAL IDENTITY FRAUD {16-13-510} | | | | | 1 | 2 | | 3 |
| FINANCIAL TRANSACTION CARD FORGERY {16-14-40} | 2 | | | | | | | 2 |
| FOLLOWING TOO CLOSELY {56-5-1930} | 1 | | | | | | | 1 |
| FORGERY {16-13-10} | 47 | 27 | 14 | 9 | 21 | 28 | 1 | 147 |
| FOUND DRUGS {DNR} | 1 | 5 | 5 | 1 | 1 | 4 | | 17 |
| Found Explosives | | | 1 | | | | | 1 |
| FOUND PROPERTY {DNR} | 7 | 6 | 9 | 7 | 6 | 6 | | 41 |
| FRAUDULENT CHECK {34-11-60A} | 3 | 4 | 2 | 1 | 1 | 2 | | 13 |
| FRAUDULENT CHECK >\$1000 34-11-60 | 3 | 1 | | | | 2 | | 6 |
| FRAUDULENT CHECK OVER 500 {34-11-60} | | 1 | | | | | | 1 |
| FUGITIVE FROM JUSTICE {17-9-10} | 5 | | 9 | 4 | 1 | 3 | | 22 |
| FURNISHING/POSS CONTRABAND IN JAIL {24-7-155} | 1 | | 3 | 1 | | | | 5 |
| GAS DRIVE OFF {STATE} | 3 | 2 | | | 2 | | | 7 |
| GIVING FALSE INFORMATION {16-17-725} | 4 | | 9 | 4 | 4 | 4 | | 25 |
| GRAND LARCENY {16-13-30 B} | 43 | 38 | 80 | 36 | 38 | 32 | | 267 |
| GUN LAW VIOLATION {16-23-20} | 5 | 2 | 18 | 8 | 7 | 1 | | 41 |
| HABITUAL OFFENDER {56-1-1020} | | 1 | 5 | 2 | 1 | | | 9 |
| HANDICAPPED PARKING VIOLATION {56-3-1970} | | | 1 | | | | | 1 |
| HARASSING PHONE CALLS {16-17-430} | 8 | 8 | 10 | 4 | 7 | 10 | | 47 |
| HARASSMENT {16-3-1700} | 11 | 12 | 4 | 4 | 5 | 16 | | 52 |
| HINDERING AN OFFICER {62-68} | 15 | 7 | 46 | 19 | 21 | 14 | | 122 |
| Identity Theft 16-13-510 | 3 | 6 | 1 | | 2 | 4 | | 16 |
| IMPERSONATING AN OFFICER {16-17-720} | 1 | | | | | 1 | | 2 |
| IMPROPER BACKING {56-5-3810} | | | | | | 1 | | 1 |
| IMPROPER LEFT TURN {56-5-2120} | | | 1 | | | | | 1 |
| IMPROPER LIGHTS {56-5-4510A} | 3 | 1 | | 2 | | | | 6 |
| IMPROPER PASSING {56-5-1860} | | | 1 | | | | | 1 |
| IMPROPER RIGHT TURN {56-5-2120B} | 1 | | | 1 | | | | 2 |
| IMPROPER START FROM STOP {56-5-2110} | 3 | | | | | | | 3 |
| IMPROPER VEHICLE LICENSE {56-3-1360} | 4 | 8 | 23 | 6 | 7 | 13 | | 61 |
| INDECENT EXPOSURE {16-15-130} | | | 2 | 2 | | | | 4 |
| Indecent Exposure 62-213 | 1 | 2 | | | | 1 | | 4 |
| INFORMATION ONLY {STATE} | 26 | 29 | 65 | 40 | 31 | 31 | 18 | 240 |
| INSTIGATION/AIDING/PARTICIPATING IN RIOT {16-5-130} | 1 | | | | | | | 1 |
| INTERFERING W/POLICE OFFICER {62-88} | 4 | | 10 | 4 | 1 | | | 19 |
| INTIMIDATION OF WITNESS {16-9-340} | | | | | 1 | | 1 | 2 |
| KIDNAPPING {16-3-910} | 5 | 2 | 3 | 1 | | 3 | | 14 |
| LEAVING SCENE OF ACCIDENT {56-5-1220} | 4 | 4 | 7 | 6 | | 4 | | 25 |
| LEWD ACT CHILD UNDER 16 (16-15-140) | 1 | | | 1 | | | | 2 |
| LITTERING {16-11-700} | | 2 | 4 | 2 | 2 | 1 | | 11 |
| LOITERING/DRUG AREA (62-16) | 10 | 2 | 66 | 32 | 35 | 7 | | 152 |
| LYNCHING II {16-3-220} | | 1 | 5 | | 1 | | | 7 |
| MAL DEST CITY PROP {62-175} | 1 | | 6 | 4 | 4 | 1 | | 16 |
| MAL DEST PERS PROP {16-11-510} | 49 | 44 | 77 | 36 | 36 | 37 | | 279 |
| MAL DEST REAL PROP {16-11-520} | 42 | 39 | 104 | 43 | 49 | 32 | | 309 |
| MANNER OF DRIVING GENERALLY {82-81} | 9 | 2 | 46 | 4 | 5 | 6 | 1 | 73 |
| MISREPRESENTATION OF IDENTITY {56-1-510} | | | 4 | 1 | 1 | 1 | | 7 |

Appendix
The City of Anderson Police Department Fiscal Year 2008 State Crimes Referenced by Type & Zone

| State Law | Zone | | | | | | | Grand Total |
|---|------|-----|-----|----|----|-----|---------|-------------|
| | 1 | 2 | 3 | 4 | 5 | 6 | (blank) | |
| MISSING JUVENILE {DNR} | 1 | 1 | 5 | 2 | 2 | 5 | | 16 |
| MISSING PERSON {DNR} | 5 | 10 | 13 | 7 | 5 | 1 | | 41 |
| MURDER {16-3-20} | | | 1 | | | | | 1 |
| NATURAL DEATH {DNR} | 3 | 1 | 5 | 3 | 3 | 1 | | 16 |
| NEGLECT OF VUNERABLE ADULT {43-35-85} | | | 1 | | | 1 | | 2 |
| NO BUSINESS LICENSE {26-44 CC} | | | 5 | 2 | | | | 7 |
| NO CDL LICENSE {56-1-2070} | | | | 1 | | | | 1 |
| NO DL IN POSS {56-1-190} | 2 | 1 | 1 | | | 2 | | 6 |
| NO DRIVERS LICENSE {56-1-440} | 39 | 9 | 65 | 46 | 25 | 39 | | 223 |
| NO MOPED LICENSE {56-1-20} | | | 5 | 2 | 1 | 1 | | 9 |
| NO PROOF INSURANCE {56-10-225} | 2 | 3 | 23 | 4 | 4 | 4 | | 40 |
| NO PROOF OWNERSHIP {56-3-1270A} | 1 | 1 | 9 | 3 | 1 | 2 | | 17 |
| NO REGISTRATION IN POSSESSION {56-3-1250} | 1 | 1 | 1 | 1 | 2 | 1 | | 7 |
| NO TURN SIGNAL {56-5-2150A} | 2 | 1 | 3 | 4 | 1 | 3 | | 14 |
| NO VEHICLE LICENSE {56-3-110B} | 1 | 1 | 3 | 4 | 12 | 1 | | 22 |
| Not Listed | | 1 | 1 | 1 | | 1 | 1 | 5 |
| OBT GOODS UNDER FALSE PRETENSE {16-13-240} | 3 | 1 | 1 | | 2 | 3 | | 10 |
| OBT GOODS UNDER FALSE PRETENSES (CHECK) {34-11-60C} | | | | | 1 | | 1 | 2 |
| OBTAINING DRUGS BY FRAUD {44-53-390} | 3 | 2 | | | | 2 | | 7 |
| OPEN CONTAINER {112-30} | 5 | 5 | 26 | 11 | 13 | 8 | | 68 |
| OPEN CONTAINER/VEHIC(BEER/WINE) {16-4-110} | 7 | 3 | 35 | 16 | 11 | 7 | 1 | 80 |
| OPEN CONTAINER/VEHICLE {16-4-110} | 13 | 7 | 17 | 9 | 10 | 6 | 1 | 63 |
| OPERATING DRUG HOUSE {62-20} | 1 | 1 | 21 | 5 | 3 | 1 | | 32 |
| OPERATING DRUG HOUSE {99-03} | | | 5 | 2 | 2 | 2 | | 11 |
| OPERATING UNINSURED VEHICLE {56-10-520} | 9 | 8 | 57 | 21 | 28 | 17 | | 140 |
| OVERDOSE | 1 | 1 | 1 | 2 | 1 | | | 6 |
| PARENTAL KIDNAPPING {16-17-495A1} | 1 | | | | | | | 1 |
| PARTIES TO A CRIME {56-5-6110} | | | | | 1 | 1 | | 2 |
| PDOC {16-17-530} | 12 | 9 | 37 | 13 | 16 | 14 | | 101 |
| PEDESTRIAN ON HIGHWAY 56-5-3160 | | | | | | 1 | | 1 |
| PEEPING TOM {16-17-470} | 2 | | | | | | | 2 |
| PETIT LARCENY OF MOTOR VEHICLE {16-21-80(1)} | 1 | 2 | 5 | 3 | 1 | 3 | | 15 |
| PETTY LARCENY {16-13-30} | 113 | 102 | 155 | 71 | 77 | 104 | 3 | 625 |
| PETTY LARCENY 3RD & SUB {16-1-57} | 2 | | | | 1 | | | 3 |
| PILFERING MOTOR VEHICLE {82-13A} | 13 | 10 | 12 | 3 | 4 | 7 | | 49 |
| POINTING/PRESENTING FIREARM {16-23-410} | 2 | | 6 | | 1 | 1 | | 10 |
| POSS BEER UNDERAGE {20-7-8920} | 6 | 3 | 4 | 2 | 3 | 4 | | 22 |
| POSS BURGLARY TOOLS {16-11-20} | 1 | | | | | | | 1 |
| POSS COCAINE {44-53-375} | 1 | | 3 | 3 | 1 | | | 8 |
| POSS CONTROLLED SUBSTANCE {44-53-370A} | | | 3 | 3 | 2 | 3 | | 11 |
| POSS CRACK COCAINE {44-53-375 (1)} | 1 | 3 | 13 | 8 | 12 | 1 | | 38 |
| POSS DRUG PARAPHERNALIA {62-16A} | | | 2 | 1 | | 2 | | 5 |
| POSS ECSTASY {44-53-370 (4)} | | | 2 | 1 | 1 | | | 4 |
| POSS FALSE ID {56-1-510A} | 1 | | | | | | | 1 |
| POSS FIREARM BY FELON {16-23-30} | | 1 | 1 | | | 3 | | 5 |
| POSS GAMBLING DEVICES {62-288} | | | 1 | | | | | 1 |
| POSS KNIFE OF DAGGER {65-334} | | | 1 | | | | | 1 |
| POSS LIQUOR UNDERAGE {20-7-8925} | 2 | | 2 | 1 | 1 | | | 6 |
| POSS MARIJUANA {44-53-370 (2)} | 1 | | 5 | 3 | 1 | | | 10 |
| POSS METHAMPHETAMINE (CRANK) {44-53-370 (5)} | 2 | | 8 | | | | | 10 |

Appendix
The City of Anderson Police Department Fiscal Year 2008 State Crimes Referenced by Type & Zone

| State Law | Zone | | | | | | | Grand Total |
|---|------|----|-----|----|----|-----|---------|-------------|
| | 1 | 2 | 3 | 4 | 5 | 6 | (blank) | |
| POSS OF HANDGUN DURING COMMISSION OF VIOLENT CRIME {16- | 2 | 2 | 5 | 3 | 1 | 4 | | 17 |
| POSS PISTOL W/SERIAL NUMBER REMOVED {16-23-30(F)} | | | 1 | | 1 | | | 2 |
| POSS STOLEN PISTOL {16-23-30 F} | | | 3 | | | | | 3 |
| POSS STOLEN VEHICLE {16-21-80} | | | 5 | 2 | 3 | 1 | | 11 |
| POSS SUSPENDED TAG {56-10-240} | 3 | | 17 | 5 | 6 | 6 | | 37 |
| POSSESSION HANDGUN UNDER 21 16-23-30(c) | | | 1 | | | | | 1 |
| Possession Hanguen Under 21 16-23-30(c) | 2 | | 7 | 2 | 2 | 1 | | 14 |
| PRESENTING OR POINTING FIREARM AT PERSON {62-331 CC} | | | 2 | | | 1 | | 3 |
| PRESENTING SUSPENDED DL {56-1-510} | 2 | 3 | 21 | 2 | 4 | 1 | | 33 |
| PROWLING {62-166} | 11 | 14 | 33 | 18 | 31 | 6 | | 113 |
| PUBLIC INTOXICATION {62-90} | 47 | 15 | 50 | 25 | 30 | 23 | | 190 |
| PURSE SNATCHING {16-13-150} | 1 | 1 | 2 | | | 1 | | 5 |
| PWID COCAINE {44-53-370 (1)} | 2 | | 1 | | | | | 3 |
| PWID COCAINE W/I CLOSE PROX SCHOOL/PARK {44-53-445 (1)} | | | 2 | | | | | 2 |
| PWID CRACK COCAINE {44-53-375 (2)} | 3 | | 5 | 5 | 2 | | | 15 |
| PWID CRACK COCAINE W/I PROX SCHOOL/PARK {44-53-445 (2)} | | | 8 | 6 | 2 | | | 16 |
| PWID MARIJUANA {44-53-370 (3)} | 1 | 1 | 7 | 5 | 3 | 2 | 1 | 20 |
| PWID MARIJUANA W/I CLOSE PROX OF SCHOOL/PARK {44-53-445 (3)} | | 1 | 2 | 4 | 2 | 1 | 1 | 11 |
| PWID METHAMPHETAMINE {44-53-375 (5)} | | | 2 | | 1 | | | 3 |
| PWID METHAMPHETAMINE W/I CLOSE PROX SCHOOL/PARK {44-53-445 (4)} | | | | | 1 | | | 1 |
| REC/POSS STOLEN GOODS {16-13-180} | 4 | 2 | 15 | 4 | 2 | 6 | | 33 |
| RECKLESS DRIVING {56-5-2920} | 9 | 2 | 5 | 8 | 10 | 8 | | 42 |
| Recovery of Explosives | | | 1 | | | | | 1 |
| RESISTING ARREST {16-9-320} | 2 | | 1 | 3 | 1 | 1 | | 8 |
| ROBBERY {DNR} | 2 | 3 | 3 | 2 | 2 | 2 | | 14 |
| RUNAWAY {DNR} | 2 | 1 | 6 | 11 | 6 | 5 | 1 | 32 |
| Running At Large (Dogs) {18-1 CC} | 1 | | | | | | | 1 |
| SAFE CRACKING {16-11-390} | | | | | 1 | 1 | | 2 |
| SEAT BELT VIOLATION {56-5-6520} | 5 | 8 | 40 | 13 | 20 | 8 | | 94 |
| SHOPLIFTING {16-13-110} | 132 | 13 | 7 | 2 | | 124 | 2 | 280 |
| SIMPLE ASSAULT {CC} | 19 | 16 | 33 | 9 | 14 | 10 | 1 | 102 |
| SIMPLE POSS MARIJUANA {44-53-370C} | 22 | 20 | 103 | 37 | 38 | 22 | 1 | 243 |
| SIMPLE POSS MARIJUANA MTF {44-53-370F} | | | 1 | | | | 1 | 2 |
| SOLICITATION FOR PROSTITUTION {98-1} | | | | | 1 | | | 1 |
| SOLICITATION OF A MINOR 16-15-342 | | | 3 | 7 | | | | 10 |
| SPEEDING 1-10 MPH {56-5-1520A} | 9 | 1 | 7 | 4 | 3 | 7 | | 31 |
| SPEEDING 11-14 MPH {56-5-1520B} | 2 | 2 | 5 | 2 | 2 | 2 | | 15 |
| SPEEDING 15-24 MPH {56-5-1520C} | 3 | 5 | 22 | 2 | 1 | 4 | | 37 |
| SPEEDING OVER 25 MPH {56-5-1520D} | | | 1 | 2 | | 1 | | 4 |
| STALKING {16-3-1720} | 2 | | | 1 | 1 | | | 4 |
| STOPPING/STANDING ON ROADWAY {56-5-2540} | 1 | | 1 | 1 | 2 | | | 5 |
| SUICIDE {DNR} | 1 | 2 | 1 | | | 1 | | 5 |
| TAMPERING/DAMAGING AUTO {16-21-90} | 1 | 1 | | | | | | 2 |
| THEFT OF ELECTRIC CURRENT {16-13-380} | | | | | 2 | | | 2 |
| THREAT TO KILL/INJURE/INTIMIDATE BY EXPLOSIVE {16-11-550} | 1 | | 1 | | 1 | | | 3 |
| THREATING LIFE PUBLIC OFFICIAL {16-3-1040} | 1 | 4 | | 2 | 2 | 1 | | 10 |
| TOO FAST FOR CONDITIONS (100) {56-5-1520 (100)} | 1 | 1 | | | | | | 2 |
| TOO FAST FOR CONDITIONS (51) {56-5-1520 (51)} | 5 | 1 | 2 | 1 | 1 | 3 | | 13 |
| TRAFFICKING COCAINE {44-53-370 (12)} | | | | | | 1 | | 1 |
| TRAFFICKING CRACK COCAINE {44-53-375 (3)} | | | 6 | 1 | 1 | 1 | | 9 |

Appendix
The City of Anderson Police Department Fiscal Year 2008 State Crimes Referenced by Type & Zone

| State Law | Zone | | | | | | | Grand Total |
|--|------|-----|------|------|------|------|---------|-------------|
| | 1 | 2 | 3 | 4 | 5 | 6 | (blank) | |
| TRANSFER BEER TO MINOR {61-4-90} | 2 | 1 | 6 | 1 | | 2 | | 12 |
| TRANSPORT OF LIQUOR IN VEH {61-6-4020} | 1 | | 1 | 1 | 1 | | | 4 |
| TRESPASS AFTER NOTICE {16-11-620} | 27 | 19 | 54 | 22 | 25 | 7 | 1 | 155 |
| UNLAWFUL CARRYING OF WEAPON {62-333A} | | | | | 2 | | | 2 |
| UNLAWFUL COMMUNICATION {16-17-430A} | 2 | 1 | 2 | 2 | | 2 | | 9 |
| UNLAWFUL ENTRY ENCLOSED AREA {16-11-640} | | | 4 | 1 | | 1 | | 6 |
| UNLAWFUL ENTRY/PILFERING AUTO {82-13} | 1 | | 1 | | | 1 | | 3 |
| UNLAWFUL NEGLECT {20-7-50A} | | 3 | 3 | 2 | 1 | | | 9 |
| UNLAWFUL NEGLECT OF CHILD {16-3-1030} | | | 6 | 2 | 2 | 1 | 2 | 13 |
| UNLAWFUL NEGLECT/HELPLESS PERSON {20-7-50} | 1 | | | 1 | | | | 2 |
| UNLAWFUL SALE OF LIQUOR {61-13-210} | 1 | 1 | | | | | | 2 |
| UNLAWFUL TRANSPORT OF GUN {16-23-220} | | | | | 1 | | | 1 |
| UNLAWFUL USE OF TELEPHONE {STATE} | 13 | 8 | 6 | 2 | | 9 | | 38 |
| UNSAFE EQUIPMENT {56-5-5310A} | | | 3 | 1 | 1 | | | 5 |
| USE OF FALSE ID {56-1-515} | 1 | | | | | | | 1 |
| USE OF VEHICLE W/O OWNERS CONSENT {16-21-60} | 2 | 1 | 2 | 2 | 1 | | | 8 |
| USING AROMATIC HYDROCARBONS {20-65-1} | | 1 | 1 | | 1 | 1 | | 4 |
| VIOL BEG PERMIT {56-1-50} | | 2 | 6 | 2 | 3 | 1 | | 14 |
| VIOL NOISE ORDINANCE {90-26} | 2 | 1 | 3 | 1 | | 1 | 1 | 9 |
| VIOL ORDER OF PROTECTION {16-25-20} | | 1 | | | 1 | | | 2 |
| VIOL ORDER OF PROTECTION {16-25-50} | 2 | 1 | 3 | 1 | | | | 7 |
| VIOL PERMIT RESTRICTION {56-1-50A} | 1 | | 3 | | | | | 4 |
| VIOL RESTRAINING ORDER {16-3-1750} | | 1 | 1 | | | | | 2 |
| VIOL SC LIQUOR LAW {61-5-20} | 1 | 2 | 10 | 2 | 7 | 2 | 1 | 25 |
| VIOL TV SCREEN {56-5-4440} | 1 | | | | | | | 1 |
| WARRANT SERVED | 2 | | 5 | 6 | 4 | | | 17 |
| WEAPON ON SCHOOL PROPERTY | | | 2 | | | 1 | | 3 |
| WINDOW TINT {56-5-5015} | | | 1 | | | | | 1 |
| Grand Total | 1288 | 844 | 2598 | 1154 | 1159 | 1124 | 83 | 8250 |

Appendix
The City of Anderson Police Department Narcotics Division Fiscal Year 2008

The following is narcotic unit data for July 1, 2007 - June 30, 2008.

| Month & Year | Court Cases* | | | Drugs Seized & Street Value** | | | | | |
|-------------------|--------------|------------|------------|-------------------------------|---------------|---------------|---------------|-------------|---------------|
| | Gen Sess | City Crim | Traffic | Marijuana | Crack | Coke | Meth | LSD | Assrtd Pils |
| Jul-07 | 8 | 67 | 3 | 202.00 | 17.00 | 23.00 | 7.00 | 0.00 | 7.00 |
| Aug-07 | 12 | 65 | 6 | 133.00 | 9.00 | 11.00 | 0.00 | 0.00 | 0.00 |
| Sep-07 | 10 | 23 | 12 | 420.00 | 3.00 | 7.00 | 5.00 | 0.00 | 0.00 |
| Oct-07 | 15 | 54 | 1 | 132.00 | 20.00 | 10.00 | 2.00 | 0.00 | 0.00 |
| Nov-07 | 3 | 31 | 7 | 300.00 | 23.00 | 4.00 | 0.00 | 0.00 | 14.00 |
| Dec-07 | 10 | 59 | 9 | 137.00 | 44.00 | 13.00 | 0.00 | 0.00 | 0.00 |
| Jan-08 | 27 | 34 | 13 | 136.00 | 15.00 | 15.00 | 12.00 | 0.00 | 21.00 |
| Feb-08 | 4 | 22 | 2 | 104.00 | 25.00 | 5.00 | 0.00 | 0.00 | 0.00 |
| Mar-08 | 34 | 27 | 1 | 117.00 | 21.00 | 11.00 | 5.00 | 0.00 | 0.00 |
| Apr-08 | 8 | 56 | 0 | 126.00 | 9.00 | 3.00 | 3.00 | 0.00 | 0.00 |
| May-08 | 10 | 32 | 21 | 50.00 | 6.00 | 7.00 | 1.00 | 0.00 | 0.00 |
| Jun-08 | 8 | 44 | 2 | 57.00 | 13.00 | 12.00 | 3.00 | 0.00 | 0.00 |
| FY08 Total | 149 | 514 | 77 | 1,914.00 | 205.00 | 121.00 | 38.00 | 0.00 | 42.00 |
| FY07 Total | 110 | 256 | 117 | 2,519.93 | 154.09 | 186.00 | 1.60 | 0.00 | 104.00 |
| FY06 Total | 199 | 361 | 105 | 8,895.40 | 329.40 | 118.80 | 16.00 | 0.00 | 206 |
| FY05 Total | 203 | 251 | 79 | 10,991.80 | 152.90 | 5.50 | 56.10 | 0.00 | 44 |
| FY04 Total | 157 | 293 | 262 | 12,078.76 | 216.00 | 195.60 | 222.50 | 0.00 | 106 |
| FY03 Total | 195 | 214 | 36 | 931.05 | 328.90 | 35.10 | 318.20 | 0.00 | 103 |

Source: Narcotics Databases. Court cases may be different from those listed in the docket as those above are all "arrests" including arrests made on existing warrants written by others. **Figures are in grams.

| | TOTAL | | | | | | | | |
|-------------------|--------------|------|-------------|-------------|-------------|-------------|--------|------------|--|
| FY08 Street Value | \$55,750.00 | >>>> | \$19,140.00 | \$20,500.00 | \$12,100.00 | \$3,800.00 | \$0.00 | \$210.00 | |
| FY07 Street Value | \$59,884.30 | >>>> | \$25,195.30 | \$15,409.00 | \$18,600.00 | \$160.00 | \$0.00 | \$520.00 | |
| FY06 Street Value | \$109,717.80 | >>>> | \$62,267.80 | \$32,940.00 | \$11,880.00 | \$1,600.00 | \$0.00 | \$1,030.00 | |
| FY05 Street Value | \$65,637.20 | >>>> | \$43,967.20 | \$15,290.00 | \$550.00 | \$5,610.00 | \$0.00 | \$220.00 | |
| FY04 Street Value | \$149,611.32 | >>>> | \$84,551.32 | \$21,600.00 | \$19,560.00 | \$22,250.00 | \$0.00 | \$1,650.00 | |
| FY03 Street Value | \$74,900.80 | >>>> | \$5,586.30 | \$32,890.00 | \$3,510.00 | \$31,820.00 | \$0.00 | \$1,094.50 | |

| Month & Year | Cash | | Equipment seized (List Number of Each Type & Dollar Value) | | | | | | |
|-------------------|--------------------|---------------------|--|--------------------|-----------------|------------|-----------|--------------------|----------------------|
| | Seized | Forfeited | (Please List Seized / Forfeited in Each Block.) | | | | | | |
| | | | Cars* Seized | Cars* Forfeited | Motor Cycles | Pistols** | Rifles** | Assault Weapons | (Electronic s)*** |
| Jul-07 | \$4,834.00 | \$4,645.00 | 0 | 0 | 0 | 0 | 0 | 0 | 0 |
| Aug-07 | \$2,560.00 | \$2,240.00 | 1 | 0 | 0 | 0 | 0 | 0 | 0 |
| Sep-07 | \$635.00 | \$400.00 | 0 | 0 | 0 | 0 | 0 | 0 | 0 |
| Oct-07 | \$588.00 | \$510.00 | 0 | 0 | 0 | 0 | 0 | 0 | 0 |
| Nov-07 | \$0.00 | \$0.00 | 0 | 0 | 0 | 0 | 0 | 0 | 0 |
| Dec-07 | \$1,253.00 | \$640.00 | 0 | 0 | 0 | 0 | 4 | 0 | 0 |
| Jan-08 | \$15,684.00 | \$5,850.00 | 0 | 0 | 0 | 0 | 0 | 0 | 0 |
| Feb-08 | \$4,449.00 | \$1,769.00 | 1 | 0 | 0 | 1 | 0 | 0 | 0 |
| Mar-08 | \$6,275.00 | \$4,945.00 | 0 | 0 | 0 | 1 | 0 | 1 | 0 |
| Apr-08 | \$10,950.00 | \$1,755.00 | 0 | 0 | 0 | 1 | 0 | 0 | 0 |
| May-08 | \$5,267.00 | \$4,754.00 | 0 | 0 | 0 | 2 | 0 | 0 | 0 |
| Jun-08 | \$622.00 | \$460.00 | 0 | 0 | 0 | 2 | 1 | 0 | 0 |
| FY08 Total | \$53,117.00 | \$27,968.00 | 2 | 0 | 0 | 7 | 5 | 1 | \$0.00 |
| FY07 Total | \$6,291.00 | \$24,553.00 | 2 | 1 | 0 | 19 | 3 | 0 | \$225.00 |
| FY06 Total | \$45,755.00 | \$31,576.00 | 6 | 0 | 1 | 106 | 10 | 7 | \$0.00 |
| FY05 Total | \$31,360.00 | \$13,944.15 | 4 | 1 | 0 | 86 | 11 | 1 | \$0.00 |
| FY04 Total | \$52,233.42 | \$208,281.00 | 0 | 0 | 0 | 43 | 3 | 3 | \$100.00 |
| FY03 Total | \$10,553.45 | \$22,802.00 | 5 > | 5 | 1 | 68 | 6 | 0 | \$3,620.00 |

Appendix
Cases Generated by Type By Group
Source: City of Anderson Municipal Court Docket (JEMS Data Base)

| All FY08 charges as listed in the Jems Data Base. | | | | | |
|--|-----------------------|-----------------|----------------|----------------|--------------------|
| <u>Group</u> | <u>Code Violation</u> | <u>Criminal</u> | <u>Parking</u> | <u>Traffic</u> | <u>Grand Total</u> |
| ACSO | | | 1 | | 1 |
| Animal Control | | 1 | | | 1 |
| APD Sworn Personnel | | 2,991 | 451 | 10,391 | 13,833 |
| Belton PD | | 1 | | 11 | 12 |
| Building Code Dept. | 66 | | | | 66 |
| Individual or Business | | 244 | | | 244 |
| Iva PD | | | | 2 | 2 |
| Jail | | 1 | | | 1 |
| Judicial Department | | 244 | | | 244 |
| Oconee County | | | | 16 | 16 |
| Park Police | | | 20 | 1 | 21 |
| Reserve Officer | | | | 1 | 1 |
| Grand Total | 66 | 3,482 | 472 | 10,422 | 14,442 |

Data for previous years is on the following page.

Appendix
Cases Generated by Type By Group
Source: City of Anderson Municipal Court Docket (JEMS Data Base)
Historical Data

| All FY07 charges as listed in the Jems Data Base. | | | | | |
|--|-----------------------|-----------------|----------------|----------------|----------------------|
| <u>Group</u> | <u>Code Violation</u> | <u>Criminal</u> | <u>Parking</u> | <u>Traffic</u> | <u>Grand Total</u> |
| Animal Control | | 36 | | | 36 |
| APD Sworn Personnel | | 2,374 | 470 | 7,133 | 9,977 |
| Building Code Dept. | 171 | | | | 171 |
| Individual or Business | | 265 | | | 265 |
| Judicial Department | | 172 | | | 172 |
| Park Police | | | 23 | | 23 |
| Grand Total | 171 | 2,847 | 493 | 7,133 | <u>10,644</u> |

| All FY06 charges as listed in the Jems Data Base. | | | | | |
|--|-----------------------|-----------------|----------------|----------------|----------------------|
| <u>Group</u> | <u>Code Violation</u> | <u>Criminal</u> | <u>Parking</u> | <u>Traffic</u> | <u>Grand Total</u> |
| Animal Control | | 40 | | | 40 |
| APD Sworn Personnel | | 2,707 | 209 | 6,654 | 9,570 |
| Belton PD | | | | 7 | 7 |
| Code Enforcement | 123 | | | | 123 |
| Individual or Business | | 494 | 1 | 10 | 505 |
| Iva PD | | | | 2 | 2 |
| Jail | | 1 | | | 1 |
| Judicial Dept. | | 160 | | | 160 |
| Park Police | | 3 | 57 | | 60 |
| Pendleton PD | | | | 4 | 4 |
| Grand Total | 123 | 3,405 | 267 | 6,677 | <u>10,472</u> |

| All FY05 charges as listed in the Jems Data Base. | | | | | |
|--|-----------------------|-----------------|----------------|----------------|--------------------|
| <u>Group</u> | <u>Code Violation</u> | <u>Criminal</u> | <u>Parking</u> | <u>Traffic</u> | <u>Grand Total</u> |
| A Shift | | 351 | 29 | 362 | 742 |
| Animal Control | | 5 | | | 5 |
| B Shift | | 169 | | 44 | 213 |
| Business | | 401 | | | 401 |
| C Shift | | 186 | 6 | 386 | 578 |
| City Court | | 127 | | | 127 |
| Code Enforcement | 110 | | | | 110 |
| College | | 2 | | | 2 |
| Community Patrol | | 52 | 4 | 21 | 77 |
| D Shift | | 396 | 36 | 291 | 723 |
| Individual | | 113 | | 1 | 114 |
| Investigator | | 253 | | 18 | 271 |
| Jail | | 1 | | | 1 |
| Park Police | | | 103 | | 103 |
| Traffic | | 277 | 222 | 5185 | 5684 |
| Vice-Narcotics | | 395 | 3 | 101 | 499 |
| Grand Total | 110 | 2728 | 403 | 6409 | <u>9650</u> |